



**PROJECT TIMELINES**

**METRO Starter Line - Phoenix, Tempe, Mesa**  
20-mile initial line- opened in 2008

**Northwest Extension**  
3.2 mile extension- opens in 2012

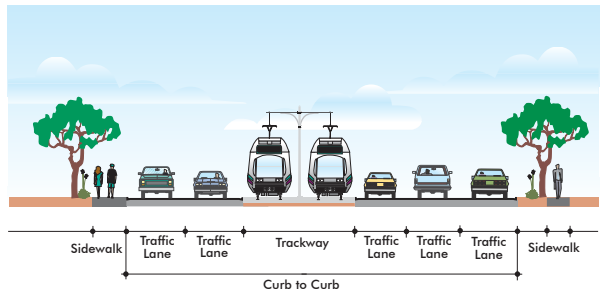
**High capacity/Light rail corridors**

- Tempe South - opens 2016
- Central Mesa - opens 2016
- Glendale - opens 2019
- I-10 West - opens 2021
- Northeast - opens 2030

**NORTHWEST EXTENSION**

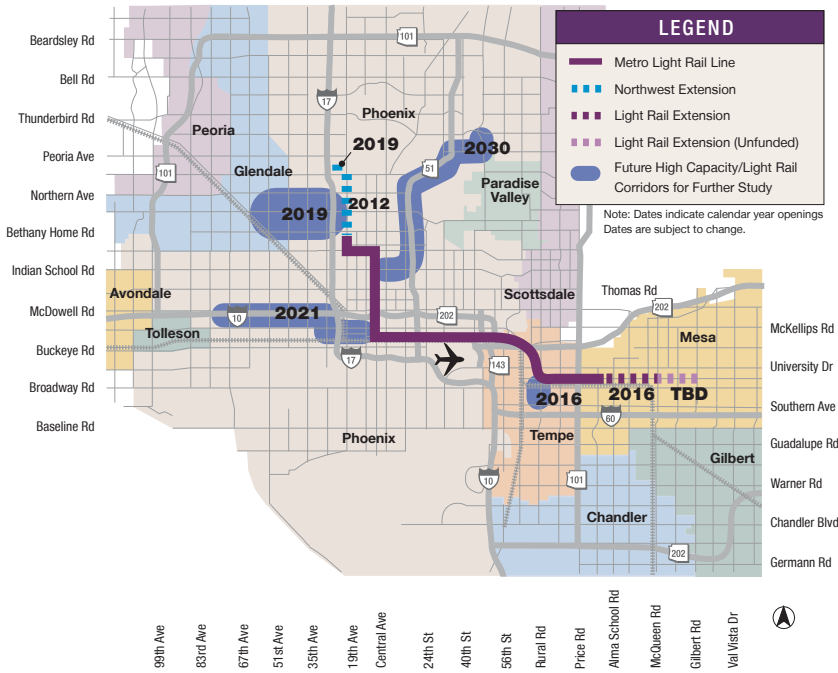
	2004	2030
Residents	15,125	25,830
Employees	9,172	20,705
Housing Units	6,855	10,787

\*Within one half-mile of the extension's three stations



Typical 19th Avenue cross section (looking north)

**TRANSIT CORRIDORS HIGH CAPACITY/LIGHT RAIL**



**NORTHWEST EXTENSION**

Planning for the Northwest Extension of the METRO light rail system began in 2003 with the formal approval of the Phoenix City Council. This extension will add 3.2 miles to the 20-mile starter line that ends near 19th Avenue and Bethany Home Road.

The 3.2-mile Northwest Extension is scheduled for completion in 2012. It will travel north along 19th Avenue to Dunlap Avenue and will connect with bus service at Bethany Home Road, Glendale Avenue, Northern Avenue and Dunlap Avenue.

METRO will be powered by electricity from overhead wires and will run on a track within the street right-of-way. Stations will be located within the medians. Each light rail vehicle has 66 seats and a capacity of 200 passengers, and can hold four bicycles and four wheelchairs.

During peak ridership periods, each train may consist of three vehicles. Trains will arrive at stations in 10 minute intervals during peak periods and 20-30 minute intervals during off-peak periods.

## ROUTE LENGTH

3.2 miles

## STATIONS

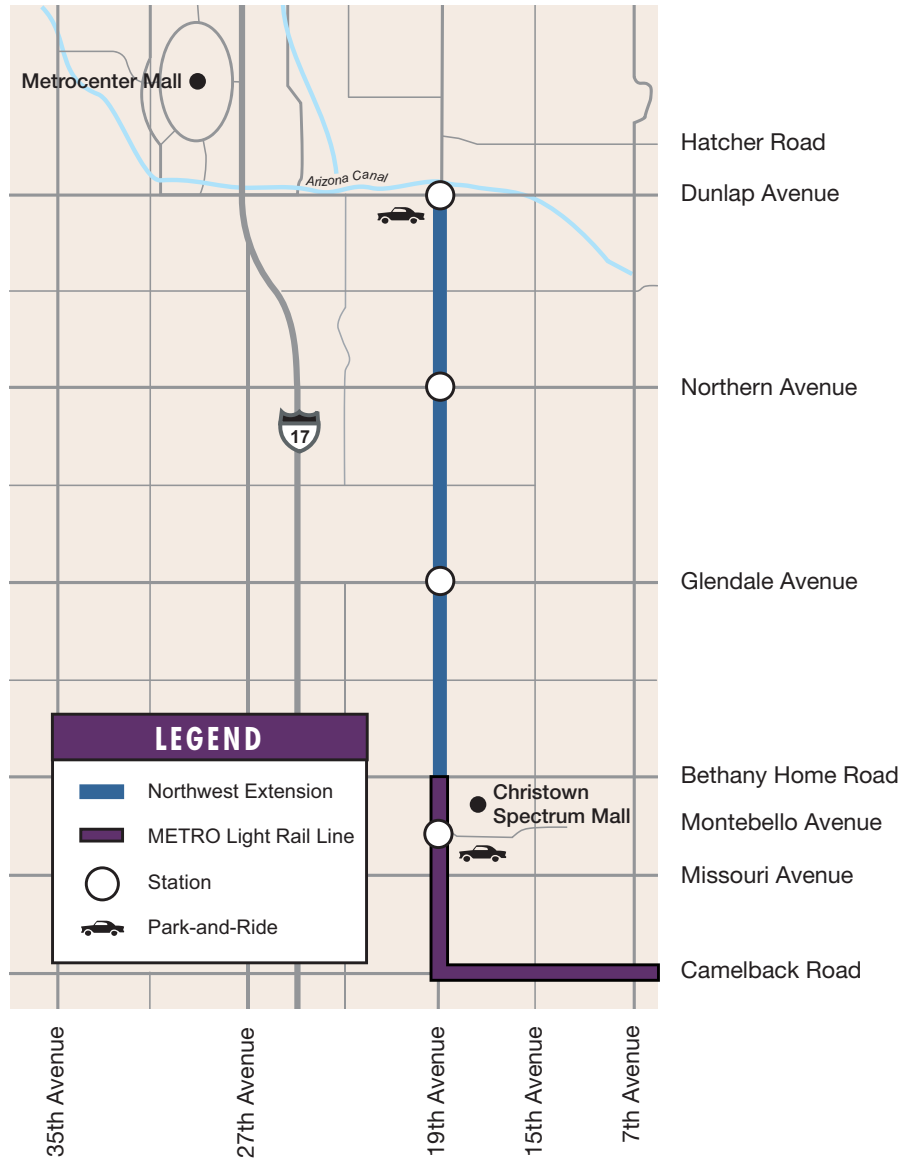
3 Stations

1 Park & Ride

Light rail will connect seamlessly with bus services.

## PROJECT PURPOSE

The purpose of the Northwest Extension is to improve mobility and increase capacity throughout the corridor. The north-west-to-southeast traffic movement in this corridor is among the heaviest in the metropolitan area and the transit-dependent population is among the highest.



## CONTACT INFORMATION

Carla Kahn  
Area Coordinator:  
Montebello Ave to  
Northern Ave

(602) 744-5552  
cell: (623) 261-2605  
ckahn@metrolightrail.org

Terry Gruver  
Area Coordinator:  
Northern Ave to  
Dunlap Ave

(480) 664-2631  
cell: (480) 388-0051  
tgruver@metrolightrail.org

Customer Service:  
(602) 253-5000  
TTY 602-322-4499

metrolightrail.org

## SCHEDULE

Engineering/Final Design	2007-2009
Right-of-Way Aquisition	2008-2009
Utility Relocation	2008-2009
Construction	2009-2012
Testing and Start-up	2012
Operation	2012