

ANNUAL RIDERSHIP REPORT FOR FY 2006 - 2007

Route	City	Reg Fare	Exp Fare	Reg Ticket	Exp Ticket	Youth Fare	Senior Fare	Disabled Fare	Youth Pass	Senior Pass	Disabled Pass	Monthly Pass	Free	Transfers	Total Passgrs	Revenue Miles	Passgrs Per Mile	Bikes	W/C	FY 2005-2006 Total Passgrs % Difference	
WEEKDAY LOCAL																					
0	Phoenix	185,995	12	97,789	13	73,324	8,525	17,050	97,601	20,992	137,081	295,219	68,143	448,955	1,450,699	406,751.0	3.6	21,658	6,793	1,561,873	-7.12%
1	Tempe	7,668	0	1,881	0	689	209	495	1,033	581	4,748	23,562	1,434	17,484	59,784	53,467.0	1.1	2,681	338	75,322	-20.63%
1	Phoenix	24,818	0	12,852	2	2,964	1,150	2,579	3,319	2,270	23,575	60,836	4,956	42,915	182,236	159,422.0	1.1	5,460	1,189	214,370	-14.99%
	Total	32,486	0	14,733	2	3,653	1,359	3,074	4,352	2,851	28,323	84,398	6,390	60,399	242,020	212,889.0	1.1	8,141	1,527	289,692	-16.46%
3	Avondale	9,446	1	1,083	0	1,632	207	435	762	107	1,323	2,848	1,247	4,067	23,158	39,564.8	0.6	913	80	13,518	N/A
3	Phoenix	372,227	2,326	126,291	20	71,995	41,062	76,046	121,096	22,723	224,467	386,546	113,841	613,812	2,172,452	569,188.2	3.8	35,900	7,844	2,055,748	5.68%
3	Tolleson	4,992	0	515	1	1,287	129	267	567	46	618	1,725	667	2,114	12,928	31,541.4	0.4	449	48	8,448	N/A
	Total	386,665	2,327	127,889	21	74,914	41,398	76,748	122,425	22,876	226,408	391,119	115,755	619,993	2,208,538	640,294.4	3.4	37,262	7,844	2,077,714	6.30%
7	Phoenix	249,883	14	78,346	7	63,574	9,585	25,576	88,568	16,368	142,452	274,972	63,610	382,767	1,395,722	521,257.2	2.7	28,282	8,763	1,428,531	-2.30%
8	Phoenix	116,545	4	61,339	11	33,272	8,804	13,574	43,087	20,996	110,826	167,461	43,753	213,444	833,116	291,033.2	2.9	12,024	7,162	844,737	-1.38%
10	Phoenix	103,345	9	39,871	7	50,111	5,098	8,132	132,468	8,833	59,426	106,075	58,048	163,173	734,596	285,013.4	2.6	6,784	2,979	796,597	-7.78%
12	Phoenix	49,523	6	13,934	0	23,944	2,995	3,294	58,857	3,694	30,657	70,539	15,002	53,885	326,330	131,902.2	2.5	4,047	1,445	348,082	-6.25%
13	Phoenix	63,285	0	16,257	0	11,832	1,988	2,940	13,778	2,679	15,893	58,282	12,178	89,217	288,329	219,278.2	1.3	6,573	743	311,461	-7.43%
15	Phoenix	40,271	13	19,071	5	12,597	2,219	4,864	12,430	3,914	45,656	64,912	17,034	74,549	297,535	118,507.4	2.5	4,212	2,820	338,385	-12.07%
16	Phoenix	257,545	9	57,918	2	79,531	9,842	18,289	111,091	13,866	120,847	269,001	84,882	436,382	1,459,205	440,180.6	3.3	22,808	6,000	1,438,301	1.45%
17	Scottsdale	28,943	5	4,175	3	6,817	1,395	1,666	4,812	2,339	6,904	22,845	5,163	46,697	131,764	53,712.0	2.5	3,432	770	118,699	11.01%
17	Phoenix	449,731	42	106,517	25	121,121	14,355	23,355	151,410	23,672	141,408	320,380	122,528	621,368	2,095,912	588,642.6	3.6	32,228	8,649	2,099,440	-0.17%
	Total	478,674	47	110,692	28	127,938	15,750	25,021	156,222	26,011	148,312	343,225	127,691	668,065	2,227,676	642,354.6	3.5	35,660	9,419	2,218,139	0.43%
19	Phoenix	475,183	22	78,891	3	130,098	13,433	27,184	109,699	20,314	185,239	446,596	124,893	643,493	2,255,048	797,143.0	2.8	47,195	8,036	2,350,532	-4.06%
24	Glendale	49,695	8	14,732	2	15,391	1,858	4,118	10,784	2,546	22,944	43,773	13,518	68,287	247,656	54,661.4	4.5	4,598	820	251,977	-1.71%
24	Phoenix	237,130	23	66,506	22	70,335	7,187	19,107	77,607	15,128	136,387	306,100	68,109	484,114	1,487,755	475,944.2	3.1	26,046	5,884	1,468,710	1.30%
	Total	286,825	31	81,238	24	85,726	9,045	23,225	88,391	17,674	159,331	349,873	81,627	552,401	1,735,411	530,605.6	3.3	30,644	6,704	1,720,687	0.86%
27	Phoenix	253,590	3	49,681	2	70,252	6,817	14,835	71,990	10,589	94,361	222,319	69,969	334,051	1,198,459	356,526.6	3.4	19,930	3,174	1,109,418	8.03%
30	Tempe	54,715	21	6,657	9	5,972	1,071	1,346	10,797	2,250	21,490	140,894	7,538	92,255	345,015	151,893.8	2.3	11,104	1,164	351,666	-1.89%
30	Mesa	115,038	35	18,103	19	20,177	3,612	3,451	11,021	4,980	38,772	113,460	18,832	122,305	469,805	311,379.0	1.5	20,113	2,319	451,842	3.98%
30	Phoenix	20,623	19	2,703	14	1,612	337	451	2,753	745	6,403	38,607	1,719	31,196	107,182	148,238.8	0.7	3,200	444	94,115	13.88%
	Total	190,376	75	27,463	42	27,761	5,020	5,248	24,571	7,975	66,665	292,961	28,089	245,756	922,002	611,511.6	1.5	34,417	3,927	897,623	2.72%
32	Phoenix	1,902	0	167	0	342	30	59	46	38	232	2,199	270	1,448	6,733	11,582.4	0.6	115	11	6,753	-0.30%
35	Phoenix	353,834	29	90,439	16	134,485	9,652	21,996	130,915	13,098	118,738	282,315	90,973	518,023	1,764,513	560,234.8	3.1	29,465	6,849	1,780,044	-0.87%
41	Avondale	7,383	3	1,282	3	4,284	118	236	868	54	701	5,228	901	2,775	23,836	15,113.0	1.6	1,198	118	28,320	-15.83%
41	Scottsdale	35,504	1	7,252	0	6,970	1,149	1,953	5,132	2,776	12,435	36,232	6,767	55,183	171,354	89,341.4	1.9	5,205	794	170,788	0.33%
41	Phoenix	487,990	43	97,045	24	147,059	14,598	30,303	137,337	23,648	196,806	410,436	132,766	718,795	2,396,850	664,010.2	3.6	40,665	9,939	2,459,601	-2.55%
	Total	530,877	47	105,579	27	158,313	15,865	32,492	143,337	26,478	209,942	451,896	140,434	776,753	2,592,040	768,464.6	3.4	47,068	10,851	2,658,709	-2.51%
43	Phoenix	167,779	22	28,193	5	32,853	4,869	4,657	54,616	7,301	42,194	123,876	32,692	228,036	727,093	295,478.2	2.5	13,275	2,884	789,828	-7.94%
44	Tempe	18,595	3	2,317	1	2,356	333	874	3,285	807	7,783	50,051	3,440	39,021	128,866	51,155.6	2.5	4,321	406	140,294	-8.15%
44	Paradise Valley	12,987	1	1,063	0	1,526	260	398	742	599	3,001	11,733	1,299	11,473	45,082	38,455.6	1.2	956	153	44,002	2.45%
44	Phoenix	129,467	4	13,332	3	19,667	3,464	4,874	15,181	6,474	38,827	141,349	17,880	190,179	580,701	303,352.2	1.9	11,777	1,719	586,323	-0.96%
	Total	161,049	8	16,712	4	23,549	4,057	6,146	19,208	7,880	49,611	203,133	22,619	240,673	754,649	392,963.4	1.9	17,054	2,278	770,619	-2.07%
45	Tempe	129,314	0	13,425	0	17,233	2,848	4,682	27,169	5,090	28,450	105,828	25,843	160,356	520,238	143,909.4	3.6	14,293	2,076	560,374	-7.16%
45	Mesa	73,270	0	7,518	0	9,728	1,605	2,680	15,692	2,845	16,440	59,935	14,531	90,093	294,337	269,695.8	1.1	8,091	1,175	284,807	3.35%
45	Phoenix	96,264	0	9,826	0	12,855	2,099	3,538	20,135	3,775	21,458	78,383	19,023	118,664	386,020	207,665.2	1.9	10,634	1,552	379,646	1.68%
	Total	298,848	0	30,769	0	39,816	6,552	10,900	62,996	11,710	66,348	244,146	59,397	369,113	1,200,595	621,270.4	1.9	33,018	4,803	1,224,827	-1.98%

ANNUAL RIDERSHIP REPORT FOR FY 2006 - 2007

Route	City	Reg Fare	Exp Fare	Reg Ticket	Exp Ticket	Youth Fare	Senior Fare	Disabled Fare	Youth Pass	Senior Pass	Disabled Pass	Monthly Pass	Free	Transfers	Total Passgrs	Revenue Miles	Passgrs Per Mile	Bikes	W/C	FY 2005-2006 Total Passgrs % Difference	
WEEKDAY LOCAL																					
50	Scottsdale	25,800	4	2,955	1	4,096	1,029	1,119	3,472	2,115	5,606	24,353	3,133	25,208	98,891	52,908.2	1.9	2,172	222	111,203	-11.07%
50	Phoenix	263,140	17	49,231	6	73,020	6,313	13,368	157,455	14,200	107,786	242,163	58,465	360,054	1,345,218	381,574.2	3.5	16,858	3,659	1,452,390	-7.38%
	Total	288,940	21	52,186	7	77,116	7,342	14,487	160,927	16,315	113,392	266,516	61,598	385,262	1,444,109	434,482.4	3.3	19,030	3,881	1,563,593	-7.64%
51	Glendale	26,018	8	5,044	2	5,814	753	895	5,540	1,475	8,843	22,642	5,876	34,729	117,639	84,836.0	1.4	3,548	496	121,062	-2.83%
51	Phoenix	36,694	6	6,929	4	6,081	1,141	1,052	7,906	2,039	10,368	22,884	12,503	64,918	172,525	75,920.6	2.3	3,123	833	178,948	-3.59%
	Total	62,712	14	11,973	6	11,895	1,894	1,947	13,446	3,514	19,211	45,526	18,379	99,647	290,164	160,756.6	1.8	6,671	1,329	300,010	-3.28%
52	Phoenix	35,129	0	11,073	1	21,051	1,193	2,036	43,002	1,885	15,369	37,137	14,665	54,331	236,872	172,466.0	1.4	4,499	553	242,067	-2.15%
56	Tempe	90,450	0	7,657	0	13,978	1,162	2,349	24,495	4,510	12,159	115,558	17,270	138,210	427,798	225,032.3	1.9	11,437	1,524	432,038	-0.98%
56	Phoenix	18,030	0	1,423	0	2,688	221	446	4,780	872	2,362	22,310	3,262	26,573	82,967	110,386.6	0.8	2,200	296	84,799	-2.16%
56	Guadalupe	10,800	0	941	0	1,665	135	277	2,980	508	1,462	13,885	2,042	16,385	51,080	28,840.9	1.8	1,350	180	45,610	11.99%
	Total	119,280	0	10,021	0	18,331	1,518	3,072	32,255	5,890	15,983	151,753	22,574	181,168	561,845	364,259.8	1.5	14,987	2,000	562,447	-0.11%
59	Glendale	101,212	7	15,395	8	27,225	3,316	4,573	20,734	5,256	29,386	68,855	15,194	108,937	400,098	187,374.0	2.1	8,283	2,629	419,360	-4.59%
59	Phoenix	54,464	6	9,371	0	14,999	1,204	1,486	35,239	2,217	13,056	38,248	9,851	93,933	274,074	93,779.2	2.9	4,455	1,080	253,332	8.19%
	Total	155,676	13	24,766	8	42,224	4,520	6,059	55,973	7,473	42,442	107,103	25,045	202,870	674,172	281,153.2	2.4	12,738	3,709	672,692	0.22%
60	Glendale	43,054	5	7,309	3	8,546	1,399	1,437	9,053	3,102	13,759	28,046	11,701	40,751	168,165	58,893.0	2.9	2,642	656	168,731	-0.34%
60	Phoenix	65,290	7	10,920	5	13,206	2,445	2,381	17,072	6,485	30,091	61,681	20,893	120,306	350,782	137,950.0	2.5	4,648	1,530	341,718	2.65%
	Total	108,344	12	18,229	8	21,752	3,844	3,818	26,125	9,587	43,850	89,727	32,594	161,057	518,947	196,843.0	2.6	7,290	2,186	510,449	1.66%
61	Tempe	65,153	19	11,987	16	13,228	1,628	1,598	35,549	4,270	23,502	90,802	10,532	141,245	399,529	185,406.8	2.2	11,026	1,986	378,920	5.44%
61	Mesa	116,983	55	31,861	39	23,592	1,996	2,497	13,426	4,311	26,641	86,421	13,183	133,119	454,124	184,488.2	2.5	15,069	2,461	471,007	-3.58%
61	Phoenix	85,440	35	20,175	19	20,460	2,323	2,229	41,880	4,200	22,948	81,132	16,802	152,397	450,040	250,471.2	1.8	10,281	2,005	416,730	7.99%
	Total	267,576	109	64,023	74	57,280	5,947	6,324	90,855	12,781	73,091	258,355	40,517	426,761	1,303,693	620,366.2	2.1	36,376	6,452	1,266,657	2.92%
62	Tempe	64,934	0	6,028	0	10,529	844	1,829	34,219	4,833	12,518	137,297	10,399	81,884	365,314	268,990.1	1.4	7,627	1,028	368,657	-0.91%
65	Tempe	32,613	0	4,086	0	3,032	159	574	18,399	2,190	10,420	83,034	4,654	57,503	216,664	144,830.8	1.5	4,352	744	236,534	-8.40%
66	Tempe	44,014	0	2,205	0	7,124	1,118	1,471	20,917	3,308	11,422	88,656	7,045	57,461	244,741	228,042.6	1.1	6,651	1,017	270,082	-9.38%
66	Scottsdale	11,145	0	545	0	1,795	282	372	5,266	844	2,875	22,353	1,797	14,559	61,833	89,231.8	0.7	1,696	258	53,792	14.95%
	Total	55,159	0	2,750	0	8,919	1,400	1,843	26,183	4,152	14,297	111,009	8,842	72,020	306,574	317,274.4	1.0	8,347	1,275	323,874	-5.34%
67	Glendale	91,790	1	9,229	3	21,599	2,796	1,960	10,692	2,599	16,376	41,832	13,567	80,842	293,286	170,942.0	1.7	6,160	1,290	355,639	-17.53%
67	Phoenix	64,334	9	10,210	7	15,590	1,713	1,222	14,789	2,334	13,851	35,509	13,190	97,646	270,404	84,912.2	3.2	4,870	1,127	300,310	-9.96%
	Total	156,124	10	19,439	10	37,189	4,509	3,182	25,481	4,933	30,227	77,341	26,757	178,488	563,690	255,854.2	2.2	11,030	2,417	655,949	-14.06%
70	Glendale	0	0	0	0	0	0	0	0	0	0	0	0	0	111,240	119,058.1	0.9	3,096	531	87,213	27.55%
72	Tempe	99,620	11	12,700	7	11,236	2,149	2,702	29,010	5,303	35,336	270,242	12,284	167,294	647,894	346,668.0	1.9	23,467	2,276	595,840	8.74%
72	Scottsdale	126,907	24	11,523	8	7,840	3,108	2,508	8,690	8,338	21,903	140,739	8,278	157,531	497,397	439,198.6	1.1	16,443	1,301	471,217	5.56%
72	Chandler	20,011	25	1,856	6	2,885	411	481	4,273	960	6,152	41,904	1,756	24,547	105,267	102,018.4	1.0	5,093	248	80,842	30.21%
	Total	246,538	60	26,079	21	21,961	5,668	5,691	41,973	14,601	63,391	452,885	22,318	349,372	1,250,558	887,885.0	1.4	45,003	3,825	1,147,899	8.94%
76	Tempe	9,568	0	803	0	3,188	585	226	3,458	1,408	2,135	14,781	2,171	10,231	48,554	64,197.9	0.8	1,362	232	63,628	-23.69%
76	Scottsdale	18,655	0	1,537	0	6,247	1,139	428	6,794	2,731	4,210	28,816	4,166	19,902	94,625	168,346.7	0.6	2,613	453	79,336	19.27%
	Total	28,223	0	2,340	0	9,435	1,724	654	10,252	4,139	6,345	43,597	6,337	30,133	143,179	232,544.6	0.6	3,975	685	142,964	0.15%
77	Tempe	61,547	0	4,519	0	21,881	1,126	2,242	31,896	3,045	11,818	76,453	17,552	123,647	355,726	158,737.6	2.2	7,127	1,206	390,981	-9.02%
77	Mesa	7,774	0	580	0	2,764	143	282	4,053	387	1,504	9,641	2,213	15,593	44,934	24,375.9	1.8	899	151	52,112	-13.77%
77	Phoenix	41,228	0	3,194	0	14,665	758	1,491	21,983	2,085	8,085	51,257	11,711	82,626	239,083	183,709.3	1.3	4,763	806	238,598	0.20%
	Total	110,549	0	8,293	0	39,310	2,027	4,015	57,932	5,517	21,407	137,351	31,476	221,866	639,743	366,822.8	1.7	12,789	2,163	681,691	-6.15%
80	Glendale	17,283	1	3,579	1	5,027	707	875	7,270	935	9,222	16,171	3,518	20,668	85,257	37,058.6	2.3	1,956	319	106,994	-20.32%
80	Phoenix	50,547	3	10,995	3	14,940	2,128	2,984	21,694	3,909	37,402	59,728	16,548	96,755	317,636	100,039.2	3.2	5,809	1,405	272,795	16.44%
	Total	67,830	4	14,574	4	19,967	2,835	3,859	28,964	4,844	46,624	75,899	20,066	117,423	402,893	137,097.8	2.9	7,765	1,724	379,789	6.08%

ANNUAL RIDERSHIP REPORT FOR FY 2006 - 2007

Route	City	Reg Fare	Exp Fare	Reg Ticket	Exp Ticket	Youth Fare	Senior Fare	Disabled Fare	Youth Pass	Senior Pass	Disabled Pass	Monthly Pass	Free	Transfers	Total Passgrs	Revenue Miles	Passgrs Per Mile	Bikes	W/C	FY 2005-2006 Total Passgrs % Difference	
WEEKDAY LOCAL																					
81	Tempe	69,842	47	8,452	37	15,380	1,223	1,429	44,892	3,531	24,485	158,296	11,913	119,963	459,490	333,493.2	1.4	17,742	2,113	437,170	5.11%
81	Scottsdale	61,149	15	6,586	9	7,140	1,660	1,269	11,806	4,386	11,690	73,830	5,045	65,843	250,428	413,671.0	0.6	12,961	1,173	222,986	12.31%
81	Chandler	7,292	0	757	5	1,070	194	148	2,250	229	1,489	12,761	816	6,243	33,254	34,776.6	1.0	2,175	139	36,034	-7.71%
	Total	138,283	62	15,795	51	23,590	3,077	2,846	58,948	8,146	37,664	244,887	17,774	192,049	743,172	781,940.8	1.0	32,878	3,425	696,190	6.75%
84	Scottsdale	4,833	0	2,145	0	1,607	195	343	999	1,068	875	5,598	1,049	3,275	21,987	51,039.3	0.4	540	124	54,926	-59.97%
90	Glendale	26,138	4	4,497	3	8,083	888	1,739	5,967	1,071	10,850	30,595	5,497	30,515	125,847	52,716.4	2.4	2,416	1,539	165,226	-23.83%
90	Phoenix	125,460	2	25,069	5	34,246	3,476	7,075	23,385	5,966	54,903	116,608	24,919	177,381	598,495	235,559.6	2.5	12,577	5,171	567,280	5.50%
	Total	151,598	6	29,566	8	42,329	4,364	8,814	29,352	7,037	65,753	147,203	30,416	207,896	724,342	288,276.0	2.5	14,993	6,710	732,506	-1.11%
92	Tempe	65,607	0	2,669	0	24,181	1,166	2,337	44,476	2,905	13,745	86,540	14,227	98,398	356,251	321,147.5	1.1	6,385	875	359,175	-0.81%
96	Mesa	43,279	12	6,350	15	9,233	1,184	906	8,748	2,433	19,603	49,884	6,063	63,540	211,250	124,691.4	1.7	5,269	823	231,940	-8.92%
104	Mesa	58,781	4	11,092	15	15,722	1,987	2,810	10,196	3,707	34,681	50,321	13,096	107,119	309,531	136,440.4	2.3	8,754	1,578	300,306	3.07%
104	Chandler	23,664	9	3,650	5	3,824	776	958	2,118	748	6,551	13,942	3,815	22,778	82,838	85,375.0	1.0	3,732	583	82,651	0.23%
	Total	82,445	13	14,742	20	19,546	2,763	3,768	12,314	4,455	41,232	64,263	16,911	129,897	392,369	221,815.4	1.8	12,486	2,161	382,957	2.46%
106	Scottsdale	15,112	4	2,102	12	1,328	259	417	989	1,175	4,110	16,062	1,069	18,263	60,902	67,360.8	0.9	1,408	317	66,947	-9.03%
106	Glendale	27,030	27	5,459	6	5,478	715	916	4,924	1,793	10,226	27,759	5,223	44,290	133,846	53,517.8	2.5	2,677	632	142,995	-6.40%
106	Peoria	21,686	17	10,061	16	4,988	908	921	3,607	834	4,588	14,649	3,158	17,282	82,715	41,783.0	2.0	2,101	440	89,750	-7.84%
106	Sun City	11,120	6	2,603	10	1,487	1,027	590	1,017	581	2,599	7,467	909	3,239	32,655	48,564.8	0.7	1,814	168	36,032	-9.37%
106	Phoenix	136,243	45	23,237	12	21,290	3,330	4,546	16,306	6,825	52,959	123,138	26,209	166,598	580,738	334,365.6	1.7	10,244	2,461	658,503	-11.81%
	Total	211,191	99	43,462	56	34,571	6,239	7,390	26,843	11,208	74,482	189,075	36,568	249,672	890,856	545,592.0	1.6	18,244	4,018	994,227	-10.40%
108	Tempe	25,986	0	2,089	0	5,873	635	569	5,784	1,431	4,399	22,227	4,462	34,641	108,096	112,581.3	1.0	3,134	649	106,657	1.35%
108	Mesa	3,004	0	214	0	678	78	63	652	147	498	2,536	508	3,880	12,258	15,976.6	0.8	349	72	13,745	-10.82%
108	Chandler	3,280	0	259	0	748	86	74	708	164	555	2,767	556	4,287	13,484	27,533.6	0.5	388	78	22,618	-40.38%
108	Gilbert	3,867	0	309	0	882	97	89	829	196	658	3,260	663	5,072	15,922	66,802.0	0.2	460	93	28,825	-44.76%
108	Guadalupe	4,554	0	347	0	1,031	115	97	1,004	237	767	3,866	772	5,985	18,775	22,030.5	0.9	541	112	18,630	0.78%
	Total	40,691	0	3,218	0	9,212	1,011	892	8,977	2,175	6,877	34,656	6,961	53,865	168,535	244,924.0	0.7	4,872	1,004	190,475	-11.52%
112	Mesa	55,131	4	12,654	3	8,238	1,227	1,640	6,789	1,719	17,076	46,009	11,606	77,926	240,022	80,092.2	3.0	9,024	901	213,867	12.23%
112	Chandler	31,280	20	7,897	12	4,132	745	703	2,825	481	4,901	15,220	5,054	26,858	100,128	61,025.2	1.6	5,033	340	87,109	14.95%
	Total	86,411	24	20,551	15	12,370	1,972	2,343	9,614	2,200	21,977	61,229	16,660	104,784	340,150	141,117.4	2.4	14,057	1,241	300,976	13.02%
114	Scottsdale	5,018	0	538	0	2,839	433	153	1,193	489	670	6,209	552	6,388	24,482	61,823.6	0.4	982	20	25,856	-5.31%
120	Mesa	22,494	4	3,445	0	3,598	1,184	578	1,679	1,751	9,748	17,128	6,244	42,612	110,465	89,691.0	1.2	3,225	1,819	122,065	-9.50%
122	Phoenix	18,971	1	3,505	1	5,719	591	548	5,020	1,043	5,901	20,826	4,576	20,402	87,104	114,427.0	0.8	1,156	275	100,965	-13.73%
128	Mesa	19,715	0	3,421	0	3,224	651	389	918	717	5,507	11,662	5,803	27,614	79,621	74,848.6	1.1	2,955	1,141	79,217	0.51%
131	Avondale	9,152	1	855	1	3,449	609	523	877	82	1,060	3,392	1,998	6,884	28,883	75,742.8	0.4	678	115	35,843	-19.42%
131	Phoenix	10,100	1	940	2	3,806	672	577	968	92	1,169	3,742	2,203	7,598	31,870	16,256.0	2.0	748	126	40,122	-20.57%
131	Goodyear	1,696	0	159	0	639	112	96	163	14	197	629	370	1,279	5,354	14,757.4	0.4	125	21	7,437	-28.01%
131	Litchfield Park	411	0	38	0	153	29	23	38	2	47	152	91	308	1,292	3,454.4	0.4	30	2	1,372	-5.83%
131	Tolleson	4,812	0	450	1	1,813	321	273	464	44	558	1,783	1,052	3,620	15,191	20,269.2	0.7	356	60	16,233	-6.42%
	Total	26,171	2	2,442	4	9,860	1,743	1,492	2,510	234	3,031	9,698	5,714	19,689	82,590	130,479.8	0.6	1,937	324	101,007	-18.23%
136	Mesa	32,417	1	3,520	1	4,808	808	400	2,386	1,553	6,245	27,149	5,263	47,229	131,780	104,725.4	1.3	5,385	2,052	129,873	1.47%
136	Gilbert	11,376	1	1,479	0	1,578	347	127	716	259	1,285	7,241	1,505	11,351	37,265	101,351.9	0.4	2,045	612	52,210	-28.62%
	Total	43,793	2	4,999	1	6,386	1,155	527	3,102	1,812	7,530	34,390	6,768	58,580	169,045	206,077.3	0.8	7,430	2,664	182,083	-7.16%
138	Glendale	13,431	1	1,794	2	3,070	357	480	2,123	759	4,005	16,569	1,526	18,058	62,175	49,580.8	1.3	1,554	249	68,302	-8.97%
138	Phoenix	52,195	1	5,791	3	12,100	1,380	1,812	7,355	3,877	15,816	60,305	5,676	79,751	246,062	226,548.2	1.1	6,852	836	261,976	-6.07%
	Total	65,626	2	7,585	5	15,170	1,737	2,292	9,478	4,636	19,821	76,874	7,202	97,809	308,237	276,129.0	1.1	8,406	1,085	330,278	-6.67%

ANNUAL RIDERSHIP REPORT FOR FY 2006 - 2007

Route	City	Reg Fare	Exp Fare	Reg Ticket	Exp Ticket	Youth Fare	Senior Fare	Disabled Fare	Youth Pass	Senior Pass	Disabled Pass	Monthly Pass	Free	Transfers	Total Passgrs	Revenue Miles	Passgrs Per Mile	Bikes	W/C	FY 2005-2006 Total Passgrs	% Difference
WEEKDAY LOCAL																					
156	Chandler	35,035	8	4,606	1	7,300	1,470	878	3,748	492	6,094	24,130	3,530	34,455	121,747	163,784.2	0.7	5,428	413	120,105	1.37%
156	Phoenix	8,657	0	751	2	1,953	305	207	864	101	1,262	7,744	1,005	9,729	32,580	94,940.0	0.3	1,268	123	48,767	-33.19%
	<i>Total</i>	<i>43,692</i>	<i>8</i>	<i>5,357</i>	<i>3</i>	<i>9,253</i>	<i>1,775</i>	<i>1,085</i>	<i>4,612</i>	<i>593</i>	<i>7,356</i>	<i>31,874</i>	<i>4,535</i>	<i>44,184</i>	<i>154,327</i>	<i>258,724.2</i>	<i>0.6</i>	<i>6,696</i>	<i>536</i>	<i>168,872</i>	<i>-8.61%</i>
170	Scottsdale	25,796	16	2,389	1	1,757	300	311	1,354	631	3,389	14,117	1,436	20,115	71,612	56,583.0	1.3	2,312	135	58,077	23.31%
170	Glendale	35,172	9	3,512	7	4,681	804	798	2,430	1,717	6,612	21,639	2,606	36,832	116,819	63,828.8	1.8	2,846	404	120,703	-3.22%
170	Phoenix	186,049	33	16,208	5	23,821	3,701	3,972	14,733	5,489	28,294	107,093	17,715	196,992	604,105	264,973.4	2.3	12,769	1,747	657,334	-8.10%
	<i>Total</i>	<i>247,017</i>	<i>58</i>	<i>22,109</i>	<i>13</i>	<i>30,259</i>	<i>4,805</i>	<i>5,081</i>	<i>18,517</i>	<i>7,837</i>	<i>38,295</i>	<i>142,849</i>	<i>21,757</i>	<i>253,939</i>	<i>792,536</i>	<i>385,385.2</i>	<i>2.1</i>	<i>17,927</i>	<i>2,286</i>	<i>836,114</i>	<i>-5.21%</i>
186	Glendale	14,367	1	1,703	1	7,601	515	390	3,243	1,215	3,588	11,184	1,227	14,505	59,540	83,997.8	0.7	2,653	202	63,078	-5.61%
186	Phoenix	41,287	8	4,700	2	22,563	1,522	1,200	13,175	1,547	9,785	42,607	5,126	62,091	205,613	231,419.4	0.9	6,986	659	210,342	-2.25%
	<i>Total</i>	<i>55,654</i>	<i>9</i>	<i>6,403</i>	<i>3</i>	<i>30,164</i>	<i>2,037</i>	<i>1,590</i>	<i>16,418</i>	<i>2,762</i>	<i>13,373</i>	<i>53,791</i>	<i>6,353</i>	<i>76,596</i>	<i>265,153</i>	<i>315,417.2</i>	<i>0.8</i>	<i>9,639</i>	<i>861</i>	<i>273,420</i>	<i>-3.02%</i>
Blue	Phoenix	135,882	9	43,178	12	44,059	6,158	11,957	57,746	18,437	104,202	258,668	26,431	260,302	967,041	547,344.6	1.8	17,647	3,808	1,062,491	-8.98%
Green	Avondale	4,265	1	648	0	2,325	143	164	781	26	440	3,336	826	1,389	14,344	38,822.6	0.4	376	34	13,835	N/A
Green	Scottsdale	36,780	0	5,786	0	7,748	1,170	2,201	6,541	1,968	13,095	33,588	6,888	51,846	167,611	63,588.4	2.6	4,162	722	146,265	14.59%
Green	Phoenix	486,189	44	128,703	30	187,211	14,766	31,082	272,895	23,479	200,154	444,087	147,775	759,705	2,696,120	592,036.2	4.6	33,476	11,195	2,768,693	-2.62%
	<i>Total</i>	<i>527,234</i>	<i>45</i>	<i>135,137</i>	<i>30</i>	<i>197,284</i>	<i>16,079</i>	<i>33,447</i>	<i>280,217</i>	<i>25,473</i>	<i>213,689</i>	<i>481,011</i>	<i>155,489</i>	<i>812,940</i>	<i>2,878,075</i>	<i>694,447.2</i>	<i>4.1</i>	<i>38,014</i>	<i>11,951</i>	<i>2,928,793</i>	<i>-1.73%</i>
Red	Tempe	95,510	16	14,395	7	11,062	2,327	5,626	15,369	5,103	39,532	174,403	18,972	123,836	506,158	203,174.6	2.5	14,561	1,630	578,756	-12.54%
Red	Mesa	89,492	30	13,428	4	10,693	3,181	5,559	8,165	3,996	28,670	71,856	20,235	94,885	350,194	107,035.6	3.3	9,967	1,228	376,082	-6.88%
Red	Phoenix	245,328	28	66,277	22	59,429	8,457	18,167	84,476	23,000	172,282	460,310	51,848	408,822	1,598,446	568,036.0	2.8	28,097	6,890	1,824,054	-12.37%
	<i>Total</i>	<i>430,330</i>	<i>74</i>	<i>94,100</i>	<i>33</i>	<i>81,184</i>	<i>13,965</i>	<i>29,352</i>	<i>108,010</i>	<i>32,099</i>	<i>240,484</i>	<i>706,569</i>	<i>91,055</i>	<i>627,543</i>	<i>2,454,798</i>	<i>878,246.2</i>	<i>2.8</i>	<i>52,625</i>	<i>9,748</i>	<i>2,778,892</i>	<i>-11.66%</i>
7 St Limited	Phoenix	6,805	6	1,953	0	886	200	265	1,037	375	3,628	23,132	1,299	11,065	50,651	30,530.8	1.7	753	227	56,692	-10.66%
Grand Ave Ltd	Glendale	221	1	121	0	6	10	6	14	121	231	3,531	66	143	4,471	14,312.2	0.3	248	0	2,889	54.76%
Grand Ave Ltd	Peoria	950	9	339	3	44	42	21	71	14	104	10,555	281	166	12,599	5,294.0	2.4	346	9	12,661	-0.49%
Grand Ave Ltd	Phoenix	1,133	18	731	5	63	70	112	80	303	976	16,050	386	1,210	21,137	15,417.8	1.4	583	33	22,459	-5.89%
Grand Ave Ltd	Surprise	0	0	0	0	0	0	0	0	0	0	0	0	0	0	819.8	0.0	0	0	0	N/A
	<i>Total</i>	<i>2,304</i>	<i>28</i>	<i>1,191</i>	<i>8</i>	<i>113</i>	<i>122</i>	<i>139</i>	<i>165</i>	<i>438</i>	<i>1,311</i>	<i>30,136</i>	<i>733</i>	<i>1,519</i>	<i>38,207</i>	<i>35,843.8</i>	<i>1.1</i>	<i>1,177</i>	<i>42</i>	<i>38,009</i>	<i>0.52%</i>
Durango Shuttle	Phoenix	73	59	29	29	5	1	0	6	4	6	1,131	32	117	1,492	4,982.4	0.3	31	3	969	53.97%
ALEX	Phoenix	0	0	0	0	0	0	0	0	0	0	0	279,777	0	279,777	356,489.0	0.8	2,271	131	287,695	-2.75%
DASH	Phoenix	0	0	0	0	0	0	0	0	0	0	0	405,395	0	405,395	120,116.6	3.4	0	6,124	428,181	-5.32%
FLASH	Tempe	0	0	0	0	0	0	0	0	0	0	0	831,569	0	831,569	254,922.7	3.3	229	16	981,142	-15.24%
Escalante Neighborhood	FLASH	0	0	0	0	0	0	0	0	0	0	0	655,741	0	655,741	241,604.8	2.7	10,962	991	684,880	-4.25%
GUS	Glendale	0	0	0	0	0	0	0	0	0	0	0	0	0	80,252	85,276.2	0.9	400	679	76,296	5.19%
Ajo/Gila Bend Rural Connector		0	0	0	0	0	0	0	0	0	0	0	0	0	7,044	132,080.0	0.1	0	0	3,306	N/A
Wickenburg Connector		0	0	0	0	0	0	0	0	0	0	0	0	0	2,422	62,487.0	0.0	0	0	N/A	N/A
TOTAL LOCAL		8,959,224	3,444	1,896,721	665	2,274,518	302,934	523,228	2,923,533	509,118	3,543,869	9,608,330	4,273,324	13,205,036	48,224,902	21,893,844.8	2.2	959,393	204,626	49,595,632	-2.76%
		18.7%	0.0%	3.9%	0.0%	4.7%	0.6%	1.1%	6.1%	1.1%	7.4%	20.0%	8.9%	27.5%							

ANNUAL RIDERSHIP REPORT FOR FY 2006 - 2007

Route	City	Reg Fare	Exp Fare	Reg Ticket	Exp Ticket	Youth Fare	Senior Fare	Disabled Fare	Youth Pass	Senior Pass	Disabled Pass	Monthly Pass	Free	Transfers	Total Passgrs	Revenue Miles	Passgrs Per Mile	Bikes	W/C	FY 2005-2006 Total Passgrs	% Difference
WEEKDAY LOCAL																					
WEEKDAY EXPRESS																					
SR51 Rapid	Phoenix	266	3,545	94	1,615	15	2	17	44	79	220	168,180	4,316	859	179,252	116,193.8	1.5	487	208	172,652	3.82%
I-10 East Rapid	Phoenix	497	7,860	148	3,274	30	2	30	64	227	140	225,694	5,736	1,260	244,962	145,148.2	1.7	1,150	56	235,152	4.17%
I-10 West Rapid	Phoenix	708	5,168	188	1,405	24	6	27	87	329	253	160,056	5,800	1,837	175,888	82,767.4	2.1	618	46	169,543	3.74%
I-17 Rapid	Phoenix	335	8,367	125	3,982	57	8	37	128	364	1,112	285,442	4,004	3,289	307,250	173,671.6	1.8	2,519	554	290,565	5.74%
510	Scottsdale	131	303	33	41	2	0	0	18	0	35	9,273	295	66	10,197	7,851.2	1.3	149	18	10,524	-3.11%
510	Phoenix	183	435	61	89	4	0	1	5	2	67	11,202	278	48	12,375	10,908.0	1.1	160	25	12,755	-2.98%
	<i>Total</i>	<i>314</i>	<i>738</i>	<i>94</i>	<i>130</i>	<i>6</i>	<i>0</i>	<i>1</i>	<i>23</i>	<i>2</i>	<i>102</i>	<i>20,475</i>	<i>573</i>	<i>114</i>	<i>22,572</i>	<i>18,759.2</i>	<i>1.2</i>	<i>309</i>	<i>43</i>	<i>23,279</i>	<i>-3.04%</i>
512	Scottsdale	162	362	8	300	3	0	1	95	1	11	3,618	96	302	4,959	11,476.8	0.4	35	24	6,190	-19.89%
512	Fountain Hills	82	307	13	155	1	0	1	27	0	4	1,389	406	64	2,449	5,066.4	0.5	32	18	2,905	-15.70%
512	Phoenix	365	446	40	231	11	1	2	24	13	41	11,082	494	387	13,137	17,598.0	0.7	52	60	14,716	-10.73%
	<i>Total</i>	<i>609</i>	<i>1,115</i>	<i>61</i>	<i>686</i>	<i>15</i>	<i>1</i>	<i>4</i>	<i>146</i>	<i>14</i>	<i>56</i>	<i>16,089</i>	<i>996</i>	<i>753</i>	<i>20,545</i>	<i>34,141.2</i>	<i>0.6</i>	<i>119</i>	<i>102</i>	<i>23,811</i>	<i>-13.72%</i>
520	Tempe	0	595	0	30	3	17	5	28	12	323	14,554	219	303	16,089	15,646.4	1.0	245	138	16,779	-4.11%
520	Phoenix	0	507	0	23	0	13	2	23	5	271	12,381	182	261	13,668	29,083.0	0.5	211	122	14,951	-8.58%
	<i>Total</i>	<i>0</i>	<i>1,102</i>	<i>0</i>	<i>53</i>	<i>3</i>	<i>30</i>	<i>7</i>	<i>51</i>	<i>17</i>	<i>594</i>	<i>26,935</i>	<i>401</i>	<i>564</i>	<i>29,757</i>	<i>44,729.4</i>	<i>0.7</i>	<i>456</i>	<i>260</i>	<i>31,730</i>	<i>-6.22%</i>
521	Tempe	0	895	0	2,761	14	5	2	168	561	264	32,212	1,341	501	38,724	23,029.4	1.7	556	27	36,777	5.29%
521	Phoenix	0	591	0	1,820	10	1	2	112	365	172	21,335	891	339	25,638	37,973.0	0.7	369	19	26,961	-4.91%
	<i>Total</i>	<i>0</i>	<i>1,486</i>	<i>0</i>	<i>4,581</i>	<i>24</i>	<i>6</i>	<i>4</i>	<i>280</i>	<i>926</i>	<i>436</i>	<i>53,547</i>	<i>2,232</i>	<i>840</i>	<i>64,362</i>	<i>61,002.4</i>	<i>1.1</i>	<i>925</i>	<i>46</i>	<i>63,738</i>	<i>0.98%</i>
531	Tempe	0	0	0	0	0	0	0	0	0	0	0	0	0	0	24,891.2	0.0	0	0	0	N/A
531	Mesa	52	1,061	14	366	13	27	77	15	27	166	22,478	302	605	25,203	32,952.4	0.8	493	81	25,501	-1.17%
531	Phoenix	126	1,262	77	439	15	29	86	53	6	110	26,769	398	875	30,245	44,567.2	0.7	603	94	30,565	-1.05%
531	Gilbert	52	532	17	202	6	11	30	69	4	23	8,361	165	261	9,733	7,712.0	1.3	237	32	9,983	-2.50%
	<i>Total</i>	<i>230</i>	<i>2,855</i>	<i>108</i>	<i>1,007</i>	<i>34</i>	<i>67</i>	<i>193</i>	<i>137</i>	<i>37</i>	<i>299</i>	<i>57,608</i>	<i>865</i>	<i>1,741</i>	<i>65,181</i>	<i>110,122.8</i>	<i>0.6</i>	<i>1,333</i>	<i>207</i>	<i>66,049</i>	<i>-1.31%</i>
532	Tempe	62	161	36	11	6	0	1	14	71	30	2,636	38	136	3,202	11,051.0	0.3	57	26	2,377	34.71%
532	Mesa	601	1,500	196	290	19	0	3	79	188	101	19,701	401	618	23,697	26,274.4	0.9	450	94	22,456	5.53%
532	Phoenix	111	664	60	119	3	0	0	86	164	65	16,921	244	454	18,891	21,702.6	0.9	227	50	22,348	-15.47%
	<i>Total</i>	<i>774</i>	<i>2,325</i>	<i>292</i>	<i>420</i>	<i>28</i>	<i>0</i>	<i>4</i>	<i>179</i>	<i>423</i>	<i>196</i>	<i>39,258</i>	<i>683</i>	<i>1,208</i>	<i>45,790</i>	<i>59,028.0</i>	<i>0.8</i>	<i>734</i>	<i>170</i>	<i>47,181</i>	<i>-2.95%</i>
533	Mesa	175	1,252	74	483	3	0	1	114	13	27	34,578	410	291	37,421	34,314.6	1.1	174	25	31,677	18.13%
533	Phoenix	110	835	44	426	2	1	0	73	11	71	29,879	378	383	32,213	29,731.0	1.1	156	24	29,388	9.61%
533	Tempe	0	0	0	0	0	0	0	0	0	0	0	0	0	0	17,108.4	0.0	0	0	0	N/A
	<i>Total</i>	<i>285</i>	<i>2,087</i>	<i>118</i>	<i>909</i>	<i>5</i>	<i>1</i>	<i>1</i>	<i>187</i>	<i>24</i>	<i>98</i>	<i>64,457</i>	<i>788</i>	<i>674</i>	<i>69,634</i>	<i>81,154.0</i>	<i>0.9</i>	<i>330</i>	<i>49</i>	<i>61,065</i>	<i>14.03%</i>
534	Tempe	55	42	6	2	0	0	0	1	2	6	198	12	69	393	4,198.2	0.1	12	6	N/A	N/A
534	Queen Creek	14	50	4	5	0	0	0	9	1	7	264	7	16	377	3,372.3	0.1	7	5	N/A	N/A
	<i>Total</i>	<i>69</i>	<i>92</i>	<i>10</i>	<i>7</i>	<i>0</i>	<i>0</i>	<i>0</i>	<i>10</i>	<i>3</i>	<i>13</i>	<i>462</i>	<i>19</i>	<i>85</i>	<i>770</i>	<i>7,570.5</i>	<i>0.1</i>	<i>19</i>	<i>11</i>	<i>N/A</i>	<i>N/A</i>
540	Tempe	11	359	9	49	52	1	1	26	4	24	8,317	112	87	9,052	21,981.4	0.4	91	58	6,167	46.78%
540	Chandler	27	373	7	60	35	1	0	48	0	28	3,273	270	76	4,198	10,793.4	0.4	77	35	6,072	-30.86%
540	Phoenix	46	1,018	49	164	176	0	3	96	9	57	21,686	673	400	24,377	25,452.0	1.0	315	193	22,809	6.87%
	<i>Total</i>	<i>84</i>	<i>1,750</i>	<i>65</i>	<i>273</i>	<i>263</i>	<i>2</i>	<i>4</i>	<i>170</i>	<i>13</i>	<i>109</i>	<i>33,276</i>	<i>1,055</i>	<i>563</i>	<i>37,627</i>	<i>58,226.8</i>	<i>0.6</i>	<i>483</i>	<i>286</i>	<i>35,048</i>	<i>7.36%</i>
541	Mesa	209	428	55	58	8	0	3	54	28	35	16,456	191	296	17,821	12,838.2	1.4	145	25	15,332	16.23%
541	Chandler	204	758	135	280	12	1	5	277	37	54	21,095	949	153	23,960	19,547.8	1.2	247	21	27,439	-12.68%
541	Phoenix	209	1,112	160	364	19	4	7	247	37	89	35,935	962	454	39,599	47,571.0	0.8	409	37	39,672	-0.18%
541	Tempe	0	0	0	0	0	0	0	0	0	0	0	0	0	0	26,280.6	0.0	0	0	0	N/A
	<i>Total</i>	<i>622</i>	<i>2,298</i>	<i>350</i>	<i>702</i>	<i>39</i>	<i>5</i>	<i>15</i>	<i>578</i>	<i>102</i>	<i>178</i>	<i>73,486</i>	<i>2,102</i>	<i>903</i>	<i>81,380</i>	<i>106,237.6</i>	<i>0.8</i>	<i>801</i>	<i>83</i>	<i>82,443</i>	<i>-1.29%</i>
560	Avondale	140	645	28	178	15	3	9	8	5	53	4,454	329	46	5,913	6,299.2	0.9	125	69	7,123	-16.99%
560	Phoenix	341	1,082	85	321	26	3	3	94	22	82	16,265	661	697	19,682	16,560.8	1.2	231	51	21,891	-10.09%
560	Tolleson	31	129	4	15	3	0	0	6	1	3	615	11	17	835	3,149.6	0.3	8	0	1,049	-20.40%
	<i>Total</i>	<i>512</i>	<i>1,856</i>	<i>117</i>	<i>514</i>	<i>44</i>	<i>6</i>	<i>12</i>	<i>108</i>	<i>28</i>	<i>138</i>	<i>21,334</i>	<i>1,001</i>	<i>760</i>	<i>26,430</i>	<i>26,009.6</i>	<i>1.0</i>	<i>364</i>	<i>120</i>	<i>30,063</i>	<i>-12.08%</i>

ANNUAL RIDERSHIP REPORT FOR FY 2006 - 2007

Route	City	Reg Fare	Exp Fare	Reg Ticket	Exp Ticket	Youth Fare	Senior Fare	Disabled Fare	Youth Pass	Senior Pass	Disabled Pass	Monthly Pass	Free	Transfers	Total Passgrs	Revenue Miles	Passgrs Per Mile	Bikes	W/C	FY 2005-2006 Total Passgrs % Difference	
WEEKDAY LOCAL																					
570	Glendale	24	230	2	72	8	0	1	12	0	11	4,211	107	25	4,703	3,175.0	1.5	40	3	5,450	-13.71%
570	Phoenix	224	725	80	213	19	1	14	22	10	173	8,550	457	222	10,710	15,671.8	0.7	182	2	13,641	-21.49%
	Total	248	955	82	285	27	1	15	34	10	184	12,761	564	247	15,413	18,846.8	0.8	222	5	19,091	-19.27%
571	Phoenix	159	503	32	74	0	0	2	5	1	71	11,991	452	169	13,459	8,504.0	1.6	159	12	4,361	N/A
571	Surprise	226	534	10	60	1	0	1	9	3	58	10,147	408	36	11,493	9,097.8	1.3	95	9	1,375	N/A
	Total	385	1,037	42	134	1	0	3	14	4	129	22,138	860	205	24,952	17,601.8	1.4	254	21	5,736	N/A
581	Glendale	14	203	2	73	9	2	3	6	3	40	5,121	48	83	5,607	2,463.8	2.3	40	44	7,858	-28.65%
581	Phoenix	281	854	143	375	122	5	10	52	20	182	22,456	228	481	25,209	25,577.8	1.0	357	204	28,093	-10.27%
	Total	295	1,057	145	448	131	7	13	58	23	222	27,577	276	564	30,816	28,041.6	1.1	397	248	35,951	-14.28%
582	Phoenix	393	2,102	89	680	26	44	7	142	27	236	22,904	247	726	27,623	36,982.4	0.7	187	17	34,116	-19.03%
590	Phoenix	290	2,278	101	834	50	19	9	45	20	375	27,146	646	1,276	33,089	40,741.6	0.8	82	17	38,174	-13.32%
TOTAL EXPRESS		6,916	50,073	2,229	21,939	822	207	403	2,485	2,672	5,090	1,358,825	33,164	18,468	1,503,293	1,266,977	1.2	11,789	2,549	1,465,387	2.59%
		0.5%	3.3%	0.1%	1.5%	0.1%	0.0%	0.0%	0.2%	0.2%	0.3%	90.4%	2.2%	1.2%							
TOTAL WEEKDAY		8,966,140	53,517	1,898,950	22,604	2,275,340	303,141	523,631	2,926,018	511,790	3,548,959	10,967,155	4,306,488	13,223,504	49,728,195	23,160,821.5	2.1	971,182	207,175	51,061,019	-2.61%
		18.1%	0.1%	3.8%	0.0%	4.6%	0.6%	1.1%	5.9%	1.0%	7.2%	22.1%	8.7%	26.7%							
SATURDAY																					
0	Phoenix	24,820	0	6,606	0	6,597	1,388	2,554	4,563	3,385	19,385	27,715	8,968	57,200	163,181	78,355.2	2.1	3,577	1,046	173,637	-6.02%
1	Tempe	714	0	225	0	145	23	71	107	80	637	1,655	326	1,747	5,730	5,671.0	1.0	338	69	5,959	-3.84%
1	Phoenix	2,539	0	1,480	0	471	148	280	264	255	2,751	3,962	717	3,868	16,735	16,866.4	1.0	553	309	16,250	2.98%
	Total	3,253	0	1,705	0	616	171	351	371	335	3,388	5,617	1,043	5,615	22,465	22,537.4	1.0	891	378	22,209	1.15%
3	Avondale	1,298	0	142	1	230	33	67	36	13	244	381	299	575	3,319	8,610.1	0.4	161	19	1,612	N/A
3	Phoenix	42,883	5	12,247	2	7,204	1,628	3,198	4,667	3,039	25,969	37,297	16,562	68,486	223,187	61,143.2	3.7	4,367	1,251	212,293	5.13%
3	Tolleson	727	0	40	0	148	34	21	22	5	82	175	163	269	1,686	6,383.0	0.3	62	8	905	N/A
	Total	44,908	5	12,429	3	7,582	1,695	3,286	4,725	3,057	26,295	37,853	17,024	69,330	228,192	76,136.3	3.0	4,590	1,278	214,810	5.13%
7	Phoenix	30,151	0	4,996	0	6,133	1,118	2,598	3,697	2,585	16,718	27,288	6,996	43,197	145,477	82,200.3	1.8	3,710	1,037	142,832	1.85%
8	Phoenix	13,925	3	5,444	0	4,172	1,538	1,841	2,401	2,824	14,496	18,923	5,439	26,452	97,458	59,890.0	1.6	1,980	1,192	97,016	0.46%
10	Phoenix	13,490	0	3,469	1	4,071	653	1,056	2,800	1,041	7,372	10,786	5,617	16,734	67,090	53,477.0	1.3	1,105	309	68,843	-2.55%
12	Phoenix	5,488	0	1,111	0	1,295	418	433	971	338	3,021	6,010	1,531	5,768	26,384	20,791.9	1.3	598	135	28,219	-6.50%
13	Phoenix	7,826	0	1,762	0	1,203	250	422	823	469	2,372	7,145	1,835	10,322	34,429	42,728.6	0.8	960	146	34,045	1.13%
15	Phoenix	7,439	0	3,843	0	2,240	423	969	1,493	924	9,081	9,951	3,079	13,269	52,711	24,678.9	2.1	840	688	53,435	-1.35%
16	Phoenix	30,933	0	4,998	0	7,858	1,161	2,317	4,982	1,954	13,392	25,446	9,302	46,125	148,468	64,633.5	2.3	3,007	721	143,041	3.79%
17	Scottsdale	4,916	0	683	0	1,002	210	252	524	411	1,235	3,320	1,114	7,151	20,818	10,364.4	2.0	637	172	19,616	6.13%
17	Phoenix	55,878	6	8,385	5	12,106	1,955	2,755	6,304	2,935	15,118	31,479	15,450	68,973	221,349	63,468.8	3.5	4,379	1,132	213,292	3.78%
	Total	60,794	6	9,068	5	13,108	2,165	3,007	6,828	3,346	16,353	34,799	16,564	76,124	242,167	73,833.2	3.3	5,016	1,304	232,908	3.98%
19	Phoenix	57,982	0	7,918	0	13,478	1,714	3,466	6,626	2,866	21,454	47,253	16,105	81,020	259,882	88,520.9	2.9	5,863	1,227	263,280	-1.29%
24	Glendale	6,275	0	1,103	0	1,817	307	496	1,009	260	2,650	4,469	2,242	7,363	27,991	9,810.3	2.9	594	105	25,651	9.12%
24	Phoenix	27,806	3	5,622	4	6,571	1,077	2,591	4,459	2,191	17,026	31,678	9,827	52,523	161,378	59,414.6	2.7	3,510	752	155,657	3.68%
	Total	34,081	3	6,725	4	8,388	1,384	3,087	5,468	2,451	19,676	36,147	12,069	59,886	189,369	69,224.9	2.7	4,104	857	181,308	4.45%
27	Phoenix	35,994	0	5,401	0	9,816	991	2,295	4,313	1,597	13,188	25,799	9,261	44,915	153,570	70,721.2	2.2	3,116	518	137,952	11.32%

ANNUAL RIDERSHIP REPORT FOR FY 2006 - 2007

Route	City	Reg Fare	Exp Fare	Reg Ticket	Exp Ticket	Youth Fare	Senior Fare	Disabled Fare	Youth Pass	Senior Pass	Disabled Pass	Monthly Pass	Free	Transfers	Total Passgrs	Revenue Miles	Passgrs Per Mile	Bikes	W/C	FY 2005-2006 Total Passgrs	% Difference
WEEKDAY LOCAL																					
30	Tempe	6,919	3	758	1	898	141	204	964	408	3,177	10,918	1,156	12,069	37,616	24,768.6	1.5	1,586	155	37,274	0.92%
30	Mesa	17,333	0	2,415	2	3,066	621	555	1,237	904	6,389	12,488	2,590	17,052	64,652	64,192.1	1.0	3,692	462	61,172	5.69%
30	Phoenix	1,947	0	256	0	172	47	48	292	59	760	2,691	217	3,165	9,654	30,750.8	0.3	397	36	9,582	0.75%
	Total	26,199	3	3,429	3	4,136	809	807	2,493	1,371	10,326	26,097	3,963	32,286	111,922	119,711.5	0.9	5,675	653	108,028	3.60%
35	Phoenix	52,035	2	7,883	2	16,375	1,570	3,136	6,935	1,906	16,888	31,715	15,997	76,083	230,527	89,140.4	2.6	4,394	1,225	227,062	1.53%
41	Avondale	733	0	107	0	375	20	28	98	8	76	266	138	199	2,048	3,015.7	0.7	102	3	2,648	-22.66%
41	Scottsdale	4,127	0	568	0	735	155	195	325	332	1,457	3,907	749	5,823	18,373	13,300.4	1.4	693	73	20,464	-10.22%
41	Phoenix	58,698	0	8,375	0	13,375	1,919	2,814	6,764	2,925	22,459	41,789	17,131	78,050	254,299	74,623.0	3.4	5,335	1,098	253,539	0.30%
	Total	63,558	0	9,050	0	14,485	2,094	3,037	7,187	3,265	23,992	45,962	18,018	84,072	274,720	90,939.1	3.0	6,130	1,174	276,651	-0.70%
43	Phoenix	19,662	0	2,437	0	3,937	716	675	2,734	915	4,747	12,857	3,950	28,056	80,686	56,513.9	1.4	1,770	385	86,435	-6.65%
44	Tempe	2,167	0	196	0	338	81	131	393	66	869	4,017	702	4,492	13,452	7,250.4	1.9	576	66	12,770	5.34%
44	Paradise Valey	1,470	0	64	0	173	52	41	60	54	298	1,095	131	1,172	4,610	5,459.0	0.8	134	20	6,256	-26.31%
44	Phoenix	16,826	0	1,248	0	2,686	632	724	1,317	679	3,779	14,212	3,230	21,697	67,030	43,184.4	1.6	1,661	264	63,952	4.81%
	Total	20,463	0	1,508	0	3,197	765	896	1,770	799	4,946	19,324	4,063	27,361	85,092	55,893.8	1.5	2,371	350	82,978	2.55%
45	Tempe	6,776	0	706	0	927	186	188	682	282	1,658	5,160	1,529	8,553	26,647	21,924.8	1.2	986	146	28,378	-6.10%
45	Mesa	16,653	0	1,545	0	2,230	459	454	1,691	675	4,185	12,593	3,568	21,204	65,257	51,314.5	1.3	2,460	365	59,831	9.07%
45	Phoenix	14,702	0	1,496	0	1,984	407	402	1,491	609	3,634	11,151	3,287	18,586	57,749	30,184.3	1.9	2,151	322	50,359	14.67%
	Total	38,131	0	3,747	0	5,141	1,052	1,044	3,864	1,566	9,477	28,904	8,384	48,343	149,653	103,423.6	1.4	5,597	833	138,568	8.00%
50	Scottsdale	2,366	0	190	0	369	140	97	144	266	585	1,703	269	2,220	8,349	4,928.7	1.7	244	29	11,975	-30.28%
50	Phoenix	32,647	0	3,915	0	7,115	1,062	1,667	5,116	1,988	13,918	27,468	7,873	43,161	145,930	52,835.6	2.8	2,509	594	165,651	-11.91%
	Total	35,013	0	4,105	0	7,484	1,202	1,764	5,260	2,254	14,503	29,171	8,142	45,381	154,279	57,764.3	2.7	2,753	623	177,626	-13.14%
51	Glendale	2,122	0	274	0	461	49	53	256	103	584	1,484	424	2,567	8,377	8,851.0	0.9	307	50	9,650	-13.19%
51	Phoenix	3,650	0	499	0	583	86	83	526	267	843	2,068	961	5,308	14,874	7,918.2	1.9	306	83	13,240	12.34%
	Total	5,772	0	773	0	1,044	135	136	782	370	1,427	3,552	1,385	7,875	23,251	16,769.2	1.4	613	133	22,890	1.58%
52	Phoenix	4,003	0	638	0	1,531	222	251	935	246	1,455	2,776	1,619	5,733	19,409	23,987.8	0.8	399	57	18,526	4.77%
56	Tempe	9,304	0	1,186	0	1,361	220	153	3,210	817	1,329	9,804	1,950	16,793	46,127	34,790.3	1.3	1,278	161	40,114	14.99%
56	Phoenix	5,288	0	675	0	764	123	85	1,798	431	775	5,616	1,078	9,378	26,011	16,386.4	1.6	722	86	22,005	18.20%
56	Guadalupe	1,594	0	212	0	241	41	27	611	166	235	1,724	361	3,022	8,234	4,715.0	1.7	227	29	15,404	-46.55%
	Total	16,186	0	2,073	0	2,366	384	265	5,619	1,414	2,339	17,144	3,389	29,193	80,372	55,891.7	1.4	2,227	276	77,523	3.68%
59	Glendale	13,961	0	1,615	0	3,581	458	500	1,739	755	3,952	7,624	2,152	14,688	51,025	37,757.2	1.4	1,019	406	49,494	3.09%
59	Phoenix	5,580	0	653	0	1,391	157	125	1,021	231	1,374	3,501	1,093	10,057	25,183	19,979.7	1.3	555	142	23,865	5.52%
	Total	19,541	0	2,268	0	4,972	615	625	2,760	986	5,326	11,125	3,245	24,745	76,208	57,736.9	1.3	1,574	548	73,359	3.88%
60	Glendale	6,309	2	947	0	1,554	207	211	815	478	2,061	3,419	1,593	5,443	23,039	10,732.5	2.1	429	119	23,566	-2.24%
60	Phoenix	9,467	2	1,386	2	2,219	416	374	1,720	972	4,704	9,016	3,039	18,489	51,806	24,565.5	2.1	852	256	50,890	1.80%
	Total	15,776	4	2,333	2	3,773	623	585	2,535	1,450	6,765	12,435	4,632	23,932	74,845	35,298.0	2.1	1,281	375	74,456	0.52%
61	Tempe	7,545	0	966	0	1,174	247	171	2,398	621	3,022	9,703	1,538	15,711	43,096	22,294.5	1.9	1,444	238	40,170	7.28%
61	Mesa	15,923	7	1,833	3	2,582	360	317	1,520	819	3,871	10,846	2,047	17,380	57,508	52,204.5	1.1	2,289	313	59,913	-4.01%
61	Phoenix	10,275	0	1,709	1	1,863	324	304	2,323	641	2,994	7,776	2,248	17,157	47,615	37,770.2	1.3	1,158	269	46,771	1.80%
	Total	33,743	7	4,508	4	5,619	931	792	6,241	2,081	9,887	28,325	5,833	50,248	148,219	112,269.2	1.3	4,891	820	146,854	0.93%
62	Tempe	7,267	0	155	0	1,050	90	283	3,562	362	1,437	11,963	1,715	9,742	37,626	41,942.4	0.9	792	163	25,441	47.90%
65	Tempe	3,618	0	50	0	461	88	127	1,221	169	1,323	6,333	790	5,989	20,169	29,890.1	0.7	577	143	14,679	37.40%
66	Tempe	5,078	0	224	0	666	122	116	1,246	295	542	7,038	917	6,243	22,487	47,772.9	0.5	682	154	22,439	0.21%
66	Scottsdale	3,341	0	148	0	437	77	81	814	197	360	4,635	604	4,126	14,820	18,810.9	0.8	456	108	18,184	-18.50%
	Total	8,419	0	372	0	1,103	199	197	2,060	492	902	11,673	1,521	10,369	37,307	66,583.8	0.6	1,138	262	40,623	-8.16%

ANNUAL RIDERSHIP REPORT FOR FY 2006 - 2007

Route	City	Reg Fare	Exp Fare	Reg Ticket	Exp Ticket	Youth Fare	Senior Fare	Disabled Fare	Youth Pass	Senior Pass	Disabled Pass	Monthly Pass	Free	Transfers	Total Passgrs	Revenue Miles	Passgrs Per Mile	Bikes	W/C	FY 2005-2006 Total Passgrs % Difference	
WEEKDAY LOCAL																					
67	Glendale	12,556	2	1,090	3	3,649	464	344	911	450	2,279	4,774	1,831	8,953	37,306	30,575.7	1.2	859	176	48,640	-23.30%
67	Phoenix	8,385	1	795	0	2,353	285	193	992	357	2,009	3,889	1,772	11,176	32,207	15,173.9	2.1	612	140	32,431	-0.69%
	<i>Total</i>	<i>20,941</i>	<i>3</i>	<i>1,885</i>	<i>3</i>	<i>6,002</i>	<i>749</i>	<i>537</i>	<i>1,903</i>	<i>807</i>	<i>4,288</i>	<i>8,663</i>	<i>3,603</i>	<i>20,129</i>	<i>69,513</i>	<i>45,749.6</i>	<i>1.5</i>	<i>1,471</i>	<i>316</i>	<i>81,071</i>	<i>-14.26%</i>
70	Glendale	0	0	0	0	0	0	0	0	0	0	0	0	2,441	9,865	18,008.5	0.5	287	24	7,858	25.54%
72	Tempe	14,155	2	1,344	1	1,480	353	283	2,642	963	5,015	25,584	1,819	23,021	76,662	48,304.2	1.6	3,074	271	68,093	12.58%
72	Scottsdale	17,166	1	1,222	1	1,156	424	255	950	1,268	2,839	15,512	1,343	20,997	63,134	56,422.4	1.1	2,177	184	56,183	12.37%
72	Chandler	2,660	0	206	0	400	70	49	421	146	606	3,743	214	3,428	11,943	13,023.8	0.9	569	27	10,859	9.98%
	<i>Total</i>	<i>33,981</i>	<i>3</i>	<i>2,772</i>	<i>2</i>	<i>3,036</i>	<i>847</i>	<i>587</i>	<i>4,013</i>	<i>2,377</i>	<i>8,460</i>	<i>44,839</i>	<i>3,376</i>	<i>47,446</i>	<i>151,739</i>	<i>117,750.4</i>	<i>1.3</i>	<i>5,820</i>	<i>482</i>	<i>135,135</i>	<i>12.29%</i>
76	Tempe	1,661	0	400	0	338	76	63	242	228	836	2,106	564	1,944	8,458	13,317.0	0.6	307	46	3,126	170.57%
76	Scottsdale	1,914	0	413	0	375	88	74	252	272	974	2,346	658	2,248	9,614	34,928.2	0.3	353	49	13,177	-27.04%
	<i>Total</i>	<i>3,575</i>	<i>0</i>	<i>813</i>	<i>0</i>	<i>713</i>	<i>164</i>	<i>137</i>	<i>494</i>	<i>500</i>	<i>1,810</i>	<i>4,452</i>	<i>1,222</i>	<i>4,192</i>	<i>18,072</i>	<i>48,245.2</i>	<i>0.4</i>	<i>660</i>	<i>95</i>	<i>16,303</i>	<i>10.85%</i>
77	Tempe	4,946	0	444	0	1,531	95	107	1,663	209	897	5,400	1,531	8,450	25,273	25,512.1	1.0	538	93	25,039	0.93%
77	Mesa	1,156	0	108	0	359	22	26	375	45	196	1,271	384	2,053	5,995	4,630.9	1.3	122	23	11,216	-46.55%
77	Phoenix	10,789	0	954	0	3,356	203	235	3,646	463	1,979	11,673	3,269	18,189	54,756	37,221.9	1.5	1,192	198	57,786	-5.24%
	<i>Total</i>	<i>16,891</i>	<i>0</i>	<i>1,506</i>	<i>0</i>	<i>5,246</i>	<i>320</i>	<i>368</i>	<i>5,684</i>	<i>717</i>	<i>3,072</i>	<i>18,344</i>	<i>5,184</i>	<i>28,692</i>	<i>86,024</i>	<i>67,364.9</i>	<i>1.3</i>	<i>1,852</i>	<i>314</i>	<i>94,041</i>	<i>-8.53%</i>
80	Glendale	2,933	0	426	0	705	108	115	442	253	1,654	2,513	507	3,566	13,222	7,605.5	1.7	296	69	16,470	-19.72%
80	Phoenix	6,234	0	924	0	1,303	270	323	983	642	4,860	7,010	1,691	11,984	36,224	20,561.0	1.8	787	207	30,208	19.92%
	<i>Total</i>	<i>9,167</i>	<i>0</i>	<i>1,350</i>	<i>0</i>	<i>2,008</i>	<i>378</i>	<i>438</i>	<i>1,425</i>	<i>895</i>	<i>6,514</i>	<i>9,523</i>	<i>2,198</i>	<i>15,550</i>	<i>49,446</i>	<i>28,166.5</i>	<i>1.8</i>	<i>1,083</i>	<i>276</i>	<i>46,678</i>	<i>5.93%</i>
81	Tempe	5,928	0	571	0	888	99	204	1,708	268	2,269	8,869	1,026	8,334	30,164	25,117.5	1.2	1,591	231	26,415	14.19%
81	Scottsdale	5,754	0	609	0	685	206	198	598	356	1,321	5,177	405	5,612	20,921	31,576.9	0.7	1,379	123	15,816	32.28%
	<i>Total</i>	<i>11,682</i>	<i>0</i>	<i>1,180</i>	<i>0</i>	<i>1,573</i>	<i>305</i>	<i>402</i>	<i>2,306</i>	<i>624</i>	<i>3,590</i>	<i>14,046</i>	<i>1,431</i>	<i>13,946</i>	<i>51,085</i>	<i>56,694.4</i>	<i>0.9</i>	<i>2,970</i>	<i>354</i>	<i>42,231</i>	<i>20.97%</i>
84	Scottsdale	558	0	86	0	79	36	28	55	111	129	466	166	623	2,337	10,649.9	0.2	75	51	2,867	-18.49%
90	Glendale	2,764	0	320	0	898	138	160	477	104	942	2,427	515	3,291	12,036	10,313.8	1.2	253	154	18,367	-34.47%
90	Phoenix	18,045	0	1,993	0	4,520	444	837	2,303	883	5,772	13,479	3,598	24,265	76,139	46,080.5	1.7	1,688	774	71,561	6.40%
	<i>Total</i>	<i>20,809</i>	<i>0</i>	<i>2,313</i>	<i>0</i>	<i>5,418</i>	<i>582</i>	<i>997</i>	<i>2,780</i>	<i>987</i>	<i>6,714</i>	<i>15,906</i>	<i>4,113</i>	<i>27,556</i>	<i>88,175</i>	<i>56,394.3</i>	<i>1.6</i>	<i>1,941</i>	<i>928</i>	<i>89,928</i>	<i>-1.95%</i>
92	Tempe	9,594	0	446	0	2,388	240	305	3,796	654	1,810	10,544	2,350	14,975	47,102	57,911.1	0.8	825	199	50,674	-7.05%
96	Mesa	6,132	0	631	0	651	120	135	1,004	428	2,660	5,327	1,342	8,723	27,153	26,045.9	1.0	867	160	29,295	-7.31%
104	Mesa	8,515	0	1,275	0	1,904	387	295	1,163	621	4,140	7,019	2,408	12,808	40,535	20,549.1	2.0	817	178	40,761	-0.55%
106	Scottsdale	1,898	0	190	0	303	39	62	105	218	581	1,527	186	2,160	7,269	12,566.3	0.6	188	45	7,440	-2.30%
106	Glendale	4,954	0	603	0	1,129	164	167	575	211	1,580	3,611	916	5,765	19,675	12,667.0	1.6	454	97	19,503	0.88%
106	Phoenix	19,175	3	2,443	1	3,741	470	712	1,717	931	7,006	13,449	4,036	22,452	76,136	61,082.5	1.2	1,490	337	85,598	-11.05%
	<i>Total</i>	<i>26,027</i>	<i>3</i>	<i>3,236</i>	<i>1</i>	<i>5,173</i>	<i>673</i>	<i>941</i>	<i>2,397</i>	<i>1,360</i>	<i>9,167</i>	<i>18,587</i>	<i>5,138</i>	<i>30,377</i>	<i>103,080</i>	<i>86,315.8</i>	<i>3.4</i>	<i>2,132</i>	<i>479</i>	<i>112,541</i>	<i>-8.41%</i>
108	Tempe	1,417	0	66	0	260	21	28	320	81	234	1,043	258	1,777	5,505	12,311.9	0.4	199	42	5,344	3.01%
108	Mesa	733	0	39	0	141	12	15	173	41	124	544	140	914	2,876	2,925.6	1.0	102	21	3,022	-4.83%
108	Chandler	602	0	29	0	111	10	12	139	34	100	445	110	756	2,348	4,780.6	0.5	84	19	2,756	-14.80%
108	Gilbert	873	0	45	0	164	12	18	201	48	145	643	163	1,091	3,403	13,939.0	0.2	123	24	4,101	-17.02%
108	Guadalupe	774	0	36	0	142	14	15	174	42	130	570	142	974	3,013	2,294.9	1.3	110	22	3,599	-16.28%
	<i>Total</i>	<i>4,399</i>	<i>0</i>	<i>215</i>	<i>0</i>	<i>818</i>	<i>69</i>	<i>88</i>	<i>1,007</i>	<i>246</i>	<i>733</i>	<i>3,245</i>	<i>813</i>	<i>5,512</i>	<i>17,145</i>	<i>36,252.0</i>	<i>0.5</i>	<i>618</i>	<i>128</i>	<i>18,822</i>	<i>-8.91%</i>
114	Scottsdale	714	0	11	0	288	33	100	51	107	109	533	65	752	2,763	12,900.2	0.2	165	3	2,617	5.58%
120	Mesa	3,382	0	487	0	642	255	121	693	287	1,497	2,326	1,188	5,750	16,628	18,721.2	0.9	510	130	14,378	15.65%
122	Phoenix	2,875	0	499	0	859	72	109	589	165	843	2,292	553	3,137	11,993	23,876.5	0.5	225	48	13,631	-12.02%
128	Mesa	4,489	0	441	0	529	91	68	635	237	1,160	2,038	1,033	5,580	16,301	15,625.4	1.0	485	99	12,571	29.67%

ANNUAL RIDERSHIP REPORT FOR FY 2006 - 2007

Route	City	Reg Fare	Exp Fare	Reg Ticket	Exp Ticket	Youth Fare	Senior Fare	Disabled Fare	Youth Pass	Senior Pass	Disabled Pass	Monthly Pass	Free	Transfers	Total Passgrs	Revenue Miles	Passgrs Per Mile	Bikes	W/C	FY 2005-2006 Total Passgrs % Difference	
WEEKDAY LOCAL																					
136	Mesa	3,830	0	425	0	292	50	46	725	223	954	2,325	539	5,483	14,892	15,382.7	1.0	667	127	12,853	15.86%
136	Gilbert	1,613	1	174	2	165	38	15	163	27	104	374	142	1,194	4,012	16,180.4	0.2	314	41	4,548	-11.79%
	Total	5,443	1	599	2	457	88	61	888	250	1,058	2,699	681	6,677	18,904	31,563.1	0.6	981	168	17,401	8.64%
138	Glendale	1,377	0	143	1	332	53	56	130	76	419	1,537	156	1,958	6,238	10,345.6	0.6	203	20	5,974	4.42%
138	Phoenix	6,915	0	665	0	1,921	232	272	746	619	2,361	7,234	835	10,693	32,493	47,270.7	0.7	1,041	139	33,876	-4.08%
	Total	8,292	0	808	1	2,253	285	328	876	695	2,780	8,771	991	12,651	38,731	57,616.3	0.7	1,244	159	39,850	-2.81%
156	Chandler	943	1	49	0	87	5	34	62	19	79	526	45	970	2,820	12,186.4	0.2	120	12	5,116	-44.88%
156	Phoenix	856	0	25	0	85	8	39	50	16	64	531	73	702	2,449	18,420.0	0.1	141	16	3,441	-28.83%
	Total	1,799	1	74	0	172	13	73	112	35	143	1,057	118	1,672	5,269	30,606.4	0.2	261	28	8,557	-38.42%
170	Scottsdale	3,115	1	185	0	215	60	76	96	92	378	1,421	183	2,334	8,156	6,978.4	1.2	231	11	4,728	72.50%
170	Glendale	5,750	0	491	0	841	132	175	299	324	1,046	3,256	500	5,840	18,654	12,879.0	1.4	473	66	18,101	3.06%
170	Phoenix	28,473	3	1,746	5	3,381	694	926	1,284	883	3,698	14,678	2,630	29,511	87,912	51,066.6	1.7	1,917	240	97,693	-10.01%
	Total	37,338	4	2,422	5	4,437	886	1,177	1,679	1,299	5,122	19,355	3,313	37,685	114,722	70,924.0	1.6	2,621	317	120,522	-4.81%
186	Glendale	1,956	0	218	0	1,001	63	41	233	221	423	1,146	141	1,933	7,376	17,527.1	0.4	314	42	7,584	-2.74%
186	Phoenix	4,717	7	381	0	1,975	153	82	594	276	1,143	3,674	483	7,699	21,184	48,288.3	0.4	866	99	20,793	1.88%
	Total	6,673	7	599	0	2,976	216	123	827	497	1,566	4,820	624	9,632	28,560	65,815.4	0.4	1,180	141	28,377	0.64%
Blue	Phoenix	14,515	5	3,003	1	3,181	612	1,240	2,319	2,240	10,923	21,671	3,044	26,498	89,252	83,151.7	1.1	2,181	428	94,992	-6.04%
Green	Avondale	450	0	54	0	295	12	16	73	2	54	251	141	247	1,595	6,466.0	0.2	41	4	1,972	N/A
Green	Scottsdale	5,258	0	742	0	873	157	304	471	320	1,696	4,223	1,317	6,513	21,874	12,225.1	1.8	620	128	20,991	4.21%
Green	Phoenix	54,737	0	9,595	0	13,608	1,561	3,386	9,395	3,324	21,368	42,759	17,705	80,336	257,774	60,877.6	4.2	4,167	1,385	261,040	-1.25%
	Total	60,445	0	10,391	0	14,776	1,730	3,706	9,939	3,646	23,118	47,233	19,163	87,096	281,243	79,568.7	3.5	4,828	1,517	284,003	-0.97%
Red	Tempe	5,626	0	278	0	661	114	128	956	497	2,801	10,473	1,198	9,155	31,887	24,744.0	1.3	715	146	45,021	-29.17%
Red	Phoenix	29,684	0	1,483	0	3,547	600	661	5,125	2,615	14,790	55,849	6,595	48,455	169,404	70,007.7	2.4	3,840	769	192,875	-12.17%
	Total	35,310	0	1,761	0	4,208	714	789	6,081	3,112	17,591	66,322	7,793	57,610	201,291	94,751.7	2.1	4,555	915	237,896	-15.39%
ALEX	Phoenix	0	0	0	0	0	0	0	0	0	0	0	30,304	0	30,304	72,691.1	0.4	350	20	30,039	0.88%
Escalante Neighborhood FLASH	Tempe	0	0	0	0	0	0	0	0	0	0	0	66,735	0	66,735	40,232.3	1.7	1,489	97	69,383	-3.82%
GUS	Glendale	0	0	0	0	0	0	0	0	0	0	0	0	0	9,217	7,496.9	1.2	78	26	9,090	1.40%
TOTAL SATURDAY		1,094,016	60	159,607	39	233,018	36,429	55,455	158,735	69,715	420,928	960,166	370,428	1,553,075	5,128,312	3,223,123.5	1.6	124,110	26,936	5,136,746	-0.16%
SUNDAY																					
0	Phoenix	17,040	2	3,819	1	4,106	962	2,067	2,473	2,028	12,106	17,329	5,859	33,832	101,624	54,369.2	1.9	2,331	731	106,432	-4.52%
1	Tempe	644	0	157	0	65	14	42	93	55	395	1,124	201	1,049	3,839	5,475.2	0.7	192	50	4,483	-14.37%
1	Phoenix	2,225	0	898	2	252	57	176	202	223	2,123	3,094	460	3,133	12,845	16,257.9	0.8	465	251	13,597	-5.53%
	Total	2,869	0	1,055	2	317	71	218	295	278	2,518	4,218	661	4,182	16,684	21,733.1	0.8	657	301	18,080	-7.72%
3	Phoenix	30,416	4	9,371	0	5,342	1,216	2,670	3,184	2,522	18,780	26,752	11,376	45,020	156,653	53,139.6	2.9	3,398	762	150,218	4.28%
7	Phoenix	22,120	0	3,799	0	4,520	1,008	1,927	2,217	1,997	12,132	19,132	5,114	29,278	103,244	77,537.1	1.3	3,133	658	98,991	4.30%
8	Phoenix	7,656	1	2,681	4	1,676	751	879	1,120	1,284	5,872	8,721	2,115	11,737	44,497	30,206.4	1.5	948	630	43,051	3.36%
10	Phoenix	7,490	0	1,826	1	2,245	314	446	1,299	475	3,999	5,938	2,600	7,694	34,327	27,648.6	1.2	483	218	35,541	-3.42%
12	Phoenix	4,262	0	824	0	869	185	325	671	281	2,261	4,506	1,037	3,623	18,844	20,079.6	0.9	532	131	20,167	-6.56%
13	Phoenix	5,115	0	1,042	3	1,097	260	299	500	301	1,494	4,271	998	6,243	21,623	24,853.0	0.9	604	72	19,163	12.84%

ANNUAL RIDERSHIP REPORT FOR FY 2006 - 2007

Route	City	Reg Fare	Exp Fare	Reg Ticket	Exp Ticket	Youth Fare	Senior Fare	Disabled Fare	Youth Pass	Senior Pass	Disabled Pass	Monthly Pass	Free	Transfers	Total Passgrs	Revenue Miles	Passgrs Per Mile	Bikes	W/C	FY 2005-2006 Total Passgrs % Difference	
WEEKDAY LOCAL																					
15	Phoenix	4,147	0	1,922	0	1,045	295	545	674	513	4,603	5,196	1,636	5,595	26,171	12,823.8	2.0	344	426	31,525	-16.98%
16	Phoenix	20,964	0	3,438	0	5,178	760	1,760	3,278	1,384	9,299	18,186	5,895	30,965	101,107	62,158.6	1.6	2,388	651	92,457	9.36%
17	Scottsdale	3,843	0	523	0	737	185	275	360	263	958	2,353	1,077	5,167	15,741	9,642.0	1.6	580	182	8,437	86.57%
17	Phoenix	41,263	11	5,701	3	8,851	1,338	2,284	4,356	1,951	10,662	23,431	10,466	45,639	155,956	60,986.9	2.6	3,631	988	151,429	2.99%
	Total	45,106	11	6,224	3	9,588	1,523	2,559	4,716	2,214	11,620	25,784	11,543	50,806	171,697	70,628.9	2.4	4,211	1,170	159,866	7.40%
19	Phoenix	41,362	0	5,626	0	9,529	1,309	2,666	4,643	2,293	15,698	33,726	10,875	53,725	181,452	79,655.4	2.3	4,733	875	171,350	5.90%
24	Glendale	3,191	0	514	0	1,043	152	218	443	117	1,267	2,049	1,063	3,782	13,839	5,133.0	2.7	402	53	13,153	5.22%
24	Phoenix	19,500	0	3,627	0	5,377	901	1,693	2,748	1,453	11,949	22,161	6,551	32,472	108,432	55,698.6	1.9	2,613	619	102,235	6.06%
	Total	22,691	0	4,141	0	6,420	1,053	1,911	3,191	1,570	13,216	24,210	7,614	36,254	122,271	60,831.6	2.0	3,015	672	115,388	5.97%
27	Phoenix	20,878	0	2,949	0	5,148	533	1,592	2,151	1,039	6,920	14,318	5,533	22,346	83,407	34,862.4	2.4	1,698	316	73,537	13.42%
30	Tempe	1,771	0	344	0	196	44	67	255	52	559	3,024	404	2,279	8,995	8,769.9	1.0	458	31	8,154	10.31%
30	Phoenix	804	0	218	0	70	19	28	92	17	151	822	104	1,022	3,347	14,349.0	0.2	164	8	2,580	29.73%
	Total	2,575	0	562	0	266	63	95	347	69	710	3,846	508	3,301	12,342	23,118.9	0.5	622	39	10,734	14.98%
35	Phoenix	39,801	0	5,428	0	12,542	1,385	2,378	4,656	1,918	13,448	24,878	11,999	55,128	173,561	84,957.0	2.0	3,722	1,016	164,550	5.48%
41	Scottsdale	2,787	0	425	0	527	95	131	219	244	1,004	2,941	680	3,951	13,004	12,966.2	1.0	544	51	11,546	12.63%
41	Phoenix	37,372	0	4,931	0	8,989	1,497	2,123	4,126	2,014	13,859	26,515	9,657	46,517	157,600	61,379.8	2.6	3,646	769	153,064	2.96%
	Total	40,159	0	5,356	0	9,516	1,592	2,254	4,345	2,258	14,863	29,456	10,337	50,468	170,604	74,346.0	2.3	4,190	820	164,610	3.64%
43	Phoenix	12,045	0	1,328	2	2,186	350	294	1,532	574	2,917	7,279	2,120	14,926	45,553	29,986.0	1.5	1,011	301	46,590	-2.23%
44	Tempe	1,531	0	158	0	223	48	85	300	52	612	2,656	539	2,476	8,680	7,076.0	1.2	479	30	9,899	-12.31%
44	Paradise Valley	1,569	0	89	0	187	46	28	90	61	259	1,079	214	1,321	4,943	5,324.4	0.9	101	11	4,487	10.16%
44	Phoenix	12,516	2	819	0	1,698	353	432	970	491	2,385	9,408	2,046	13,442	44,562	41,980.4	1.1	1,254	157	43,327	2.85%
	Total	15,616	2	1,066	0	2,108	447	545	1,360	604	3,256	13,143	2,799	17,239	58,185	54,380.8	1.1	1,834	198	57,713	0.82%
45	Tempe	5,261	0	1,290	0	776	161	162	899	320	1,865	5,967	1,615	8,218	26,534	20,662.3	1.3	1,033	177	20,268	30.92%
45	Phoenix	4,924	0	1,204	0	741	153	151	852	298	1,787	5,604	1,534	7,749	24,997	31,152.3	0.8	976	164	15,823	57.98%
	Total	10,185	0	2,494	0	1,517	314	313	1,751	618	3,652	11,571	3,149	15,967	51,531	51,814.6	1.0	2,009	341	36,091	42.78%
50	Scottsdale	1,532	1	140	0	288	93	91	119	224	453	1,627	219	1,336	6,123	4,065.8	1.5	171	17	7,521	-18.59%
50	Phoenix	21,478	0	2,496	0	5,526	643	1,455	3,118	1,554	9,315	18,818	5,568	28,905	98,876	50,289.5	2.0	1,866	358	105,039	-5.87%
	Total	23,010	1	2,636	0	5,814	736	1,546	3,237	1,778	9,768	20,445	5,787	30,241	104,999	54,355.3	1.9	2,037	375	112,560	-6.72%
51	Glendale	1,341	0	166	0	341	28	39	175	77	395	1,253	247	1,398	5,460	9,686.0	0.6	228	19	4,985	9.53%
51	Phoenix	2,345	0	326	2	424	78	41	336	186	593	1,308	486	3,519	9,644	8,665.2	1.1	198	45	9,537	1.12%
	Total	3,686	0	492	2	765	106	80	511	263	988	2,561	733	4,917	15,104	18,351.2	0.8	426	64	14,522	4.01%
52	Phoenix	2,949	0	402	0	826	114	242	524	155	972	1,727	890	3,947	12,748	23,965.6	0.5	294	37	13,147	-3.03%
56	Tempe	8,412	0	551	0	1,001	121	172	1,925	649	1,387	8,538	2,713	12,782	38,251	33,316.5	1.1	1,161	161	34,057	12.31%
56	Phoenix	1,284	0	87	0	153	19	26	307	103	213	1,350	446	2,005	5,993	16,931.8	0.4	180	27	3,420	75.23%
56	Guadalupe	1,748	0	114	0	208	29	39	425	141	291	1,856	638	2,796	8,285	4,500.8	1.8	248	37	2,782	197.81%
	Total	11,444	0	752	0	1,362	169	237	2,657	893	1,891	11,744	3,797	17,583	52,529	54,749.1	1.0	1,589	225	40,259	30.48%
59	Glendale	8,282	19	554	3	1,685	271	301	680	446	1,991	4,535	1,091	5,633	25,491	20,990.2	1.2	624	224	24,518	3.97%
59	Phoenix	3,584	18	205	0	773	109	90	404	147	676	2,759	644	4,116	13,525	11,150.9	1.2	290	68	13,336	1.42%
	Total	11,866	37	759	3	2,458	380	391	1,084	593	2,667	7,294	1,735	9,749	39,016	32,141.1	1.2	914	292	37,854	3.07%
60	Glendale	4,200	11	495	4	1,170	137	184	447	269	1,304	1,959	1,111	3,097	14,388	6,072.6	2.4	253	76	14,572	-1.26%
60	Phoenix	6,067	1	905	0	1,738	250	306	943	616	2,790	4,863	1,999	10,458	30,936	13,908.4	2.2	451	193	28,101	10.09%
	Total	10,267	12	1,400	4	2,908	387	490	1,390	885	4,094	6,822	3,110	13,555	45,324	19,981.0	2.3	704	269	42,673	6.21%

ANNUAL RIDERSHIP REPORT FOR FY 2006 - 2007

Route	City	Reg Fare	Exp Fare	Reg Ticket	Exp Ticket	Youth Fare	Senior Fare	Disabled Fare	Youth Pass	Senior Pass	Disabled Pass	Monthly Pass	Free	Transfers	Total Passgrs	Revenue Miles	Passgrs Per Mile	Bikes	W/C	FY 2005-2006 Total Passgrs % Difference	
WEEKDAY LOCAL																					
61	Tempe	4,771	0	530	0	737	142	142	1,467	328	1,692	4,716	1,122	7,760	23,407	18,147.8	1.3	820	177	15,621	49.84%
61	Phoenix	6,753	0	1,158	0	1,361	240	268	1,259	304	1,831	4,359	1,407	10,005	28,945	34,814.6	0.8	816	188	29,735	-2.66%
	<i>Total</i>	<i>11,524</i>	<i>0</i>	<i>1,688</i>	<i>0</i>	<i>2,098</i>	<i>382</i>	<i>410</i>	<i>2,726</i>	<i>632</i>	<i>3,523</i>	<i>9,075</i>	<i>2,529</i>	<i>17,765</i>	<i>52,352</i>	<i>52,962.4</i>	<i>1.0</i>	<i>1,636</i>	<i>365</i>	<i>45,356</i>	<i>15.42%</i>
62	Tempe	4,404	0	266	0	718	32	120	2,396	248	1,058	7,694	1,953	4,877	23,766	39,989.3	0.6	611	120	17,461	36.11%
65	Tempe	2,251	0	115	0	300	44	65	774	122	998	3,921	916	3,074	12,580	28,002.4	0.4	390	88	9,472	32.81%
66	Tempe	4,347	0	631	0	753	151	92	1,158	322	1,564	7,454	1,617	5,447	23,536	46,578.4	0.5	819	146	24,647	-4.51%
66	Scottsdale	1,033	0	142	0	178	38	21	267	76	366	1,734	356	1,282	5,493	18,242.6	0.3	192	35	5,102	7.66%
	<i>Total</i>	<i>5,380</i>	<i>0</i>	<i>773</i>	<i>0</i>	<i>931</i>	<i>189</i>	<i>113</i>	<i>1,425</i>	<i>398</i>	<i>1,930</i>	<i>9,188</i>	<i>1,973</i>	<i>6,729</i>	<i>29,029</i>	<i>64,821.0</i>	<i>0.4</i>	<i>1,011</i>	<i>181</i>	<i>29,749</i>	<i>-2.42%</i>
67	Glendale	9,280	6	468	0	2,212	246	244	598	190	1,561	3,041	1,058	5,104	24,008	17,962.6	1.3	579	102	26,593	-9.72%
67	Phoenix	5,038	0	341	1	1,300	131	99	530	149	1,051	2,061	881	5,551	17,133	9,842.6	1.7	391	75	18,584	-7.81%
	<i>Total</i>	<i>14,318</i>	<i>6</i>	<i>809</i>	<i>1</i>	<i>3,512</i>	<i>377</i>	<i>343</i>	<i>1,128</i>	<i>339</i>	<i>2,612</i>	<i>5,102</i>	<i>1,939</i>	<i>10,655</i>	<i>41,141</i>	<i>27,805.2</i>	<i>1.5</i>	<i>970</i>	<i>177</i>	<i>45,177</i>	<i>-8.93%</i>
70	Glendale	0	0	0	0	0	0	0	0	0	0	0	0	0	7,773	16,647.1	0.5	357	33	5,746	35.28%
72	Tempe	9,304	0	857	0	989	253	261	1,663	609	3,136	16,975	3,510	10,814	48,371	47,411.5	1.0	2,348	243	47,129	2.64%
72	Scottsdale	13,289	1	898	0	1,055	359	197	565	966	2,075	10,923	1,002	11,507	42,837	55,310.6	0.8	1,882	151	29,432	45.55%
72	Chandler	1,687	0	134	1	254	21	28	231	65	359	2,123	113	1,118	6,134	11,820.5	0.5	374	24	N/A	N/A
	<i>Total</i>	<i>24,280</i>	<i>1</i>	<i>1,889</i>	<i>1</i>	<i>2,298</i>	<i>633</i>	<i>486</i>	<i>2,459</i>	<i>1,640</i>	<i>5,570</i>	<i>30,021</i>	<i>4,625</i>	<i>23,439</i>	<i>97,342</i>	<i>114,542.6</i>	<i>0.8</i>	<i>4,604</i>	<i>418</i>	<i>76,561</i>	<i>27.14%</i>
76	Tempe	828	0	43	0	93	31	19	98	110	225	914	178	779	3,318	5,933.4	0.6	112	20	3,729	-11.02%
76	Scottsdale	400	0	20	0	49	17	8	48	57	113	429	81	375	1,597	15,527.5	0.1	53	8	1,893	-15.64%
	<i>Total</i>	<i>1,228</i>	<i>0</i>	<i>63</i>	<i>0</i>	<i>142</i>	<i>48</i>	<i>27</i>	<i>146</i>	<i>167</i>	<i>338</i>	<i>1,343</i>	<i>259</i>	<i>1,154</i>	<i>4,915</i>	<i>21,460.9</i>	<i>0.2</i>	<i>165</i>	<i>28</i>	<i>5,622</i>	<i>-12.58%</i>
77	Tempe	6,308	0	378	0	1,597	130	149	1,952	350	1,347	6,557	2,471	11,342	32,581	24,992.4	1.3	734	172	37,761	-13.72%
77	Phoenix	3,279	0	191	0	873	65	69	1,067	186	722	3,406	1,211	5,960	17,029	18,238.7	0.9	376	84	16,291	4.53%
	<i>Total</i>	<i>9,587</i>	<i>0</i>	<i>569</i>	<i>0</i>	<i>2,470</i>	<i>195</i>	<i>218</i>	<i>3,019</i>	<i>536</i>	<i>2,069</i>	<i>9,963</i>	<i>3,682</i>	<i>17,302</i>	<i>49,610</i>	<i>43,231.1</i>	<i>1.1</i>	<i>1,110</i>	<i>256</i>	<i>54,052</i>	<i>-8.22%</i>
80	Glendale	1,000	0	153	1	293	30	48	146	69	542	767	238	1,226	4,513	3,793.2	1.2	152	30	6,240	-27.68%
80	Phoenix	3,457	1	424	1	812	159	216	498	295	2,630	3,318	949	5,130	17,890	10,225.4	1.7	447	101	13,287	34.64%
	<i>Total</i>	<i>4,457</i>	<i>1</i>	<i>577</i>	<i>2</i>	<i>1,105</i>	<i>189</i>	<i>264</i>	<i>644</i>	<i>364</i>	<i>3,172</i>	<i>4,085</i>	<i>1,187</i>	<i>6,356</i>	<i>22,403</i>	<i>14,018.6</i>	<i>1.6</i>	<i>599</i>	<i>131</i>	<i>19,527</i>	<i>14.73%</i>
81	Tempe	3,888	0	357	0	406	66	224	857	151	1,327	5,427	1,288	3,995	17,986	23,815.4	0.8	887	155	16,080	11.85%
81	Scottsdale	3,824	0	330	0	269	104	217	321	193	767	3,438	290	3,541	13,294	31,163.6	0.4	926	77	10,764	23.50%
	<i>Total</i>	<i>7,712</i>	<i>0</i>	<i>687</i>	<i>0</i>	<i>675</i>	<i>170</i>	<i>441</i>	<i>1,178</i>	<i>344</i>	<i>2,094</i>	<i>8,865</i>	<i>1,578</i>	<i>7,536</i>	<i>31,280</i>	<i>54,979.0</i>	<i>0.6</i>	<i>1,813</i>	<i>232</i>	<i>26,844</i>	<i>16.53%</i>
84	Scottsdale	536	0	17	0	39	18	15	26	81	123	364	253	483	1,955	11,654.6	0.2	91	40	2,849	-31.38%
90	Glendale	2,226	0	267	0	646	72	103	309	87	721	1,852	372	2,545	9,200	5,972.0	1.5	235	91	9,479	-2.94%
90	Phoenix	13,525	2	1,579	0	3,111	358	727	1,446	574	4,808	10,190	2,670	18,004	56,994	47,210.5	1.2	1,596	571	55,239	3.18%
	<i>Total</i>	<i>15,751</i>	<i>2</i>	<i>1,846</i>	<i>0</i>	<i>3,757</i>	<i>430</i>	<i>830</i>	<i>1,755</i>	<i>661</i>	<i>5,529</i>	<i>12,042</i>	<i>3,042</i>	<i>20,549</i>	<i>66,194</i>	<i>53,182.5</i>	<i>1.2</i>	<i>1,831</i>	<i>662</i>	<i>64,718</i>	<i>2.28%</i>
92	Tempe	5,967	0	95	0	1,132	108	207	1,878	203	1,048	5,607	2,118	6,745	25,108	54,493.1	0.5	513	172	23,782	5.58%
106	Scottsdale	1,049	0	76	0	141	25	25	57	86	339	883	87	1,158	3,926	6,641.0	0.6	101	9	3,714	5.71%
106	Glendale	2,287	0	258	0	606	70	68	291	80	759	1,605	345	2,394	8,763	6,188.6	1.4	234	46	10,024	-12.58%
106	Phoenix	16,912	11	1,762	1	2,781	459	458	1,339	916	6,024	10,571	2,906	17,710	61,850	51,788.2	1.2	1,178	206	63,379	-2.41%
	<i>Total</i>	<i>20,248</i>	<i>11</i>	<i>2,096</i>	<i>1</i>	<i>3,528</i>	<i>554</i>	<i>551</i>	<i>1,687</i>	<i>1,082</i>	<i>7,122</i>	<i>13,059</i>	<i>3,338</i>	<i>21,262</i>	<i>74,539</i>	<i>64,617.8</i>	<i>1.2</i>	<i>1,513</i>	<i>261</i>	<i>77,117</i>	<i>-3.34%</i>
108	Tempe	1,298	0	183	0	342	65	31	386	57	306	1,103	512	2,072	6,355	11,263.6	0.6	179	39	7,952	-20.08%
108	Guadalupe	394	0	31	0	74	14	6	96	18	91	328	144	585	1,781	2,320.0	0.8	57	12	2,263	-21.30%
	<i>Total</i>	<i>1,692</i>	<i>0</i>	<i>214</i>	<i>0</i>	<i>416</i>	<i>79</i>	<i>37</i>	<i>482</i>	<i>75</i>	<i>397</i>	<i>1,431</i>	<i>656</i>	<i>2,657</i>	<i>8,136</i>	<i>13,583.6</i>	<i>0.6</i>	<i>236</i>	<i>51</i>	<i>10,215</i>	<i>-20.35%</i>
114	Scottsdale	461	0	7	0	200	33	11	34	62	78	283	64	484	1,717	14,117.2	0.1	128	23	1,762	-2.55%
122	Phoenix	2,213	0	408	0	579	40	30	325	95	587	1,572	481	2,122	8,452	22,863.6	0.4	138	34	10,711	-21.09%

ANNUAL RIDERSHIP REPORT FOR FY 2006 - 2007

Route	City	Reg Fare	Exp Fare	Reg Ticket	Exp Ticket	Youth Fare	Senior Fare	Disabled Fare	Youth Pass	Senior Pass	Disabled Pass	Monthly Pass	Free	Transfers	Total Passgrs	Revenue Miles	Passgrs Per Mile	Bikes	W/C	FY 2005-2006 Total Passgrs	% Difference
WEEKDAY LOCAL																					
138	Glendale	791	1	79	0	221	22	36	94	55	200	853	64	870	3,286	5,144.6	0.6	114	11	3,622	-9.28%
138	Phoenix	3,876	0	348	1	1,079	120	139	379	335	1,268	3,666	346	4,883	16,440	23,513.2	0.7	542	62	16,828	-2.31%
	Total	4,667	1	427	1	1,300	142	175	473	390	1,468	4,519	410	5,753	19,726	28,657.8	0.7	656	73	20,450	-3.54%
156	Chandler	447	0	16	0	67	9	8	10	11	43	260	62	417	1,350	6,290.1	0.2	94	10	633	113.27%
156	Phoenix	562	0	26	0	135	11	25	30	3	23	347	81	480	1,723	9,733.9	0.2	90	3	1,282	34.40%
	Total	1,009	0	42	0	202	20	33	40	14	66	607	143	897	3,073	16,024.0	0.2	184	13	1,915	60.47%
170	Scottsdale	2,940	0	175	0	159	34	18	94	39	314	1,235	186	2,322	7,516	6,789.4	1.1	223	8	4,854	54.84%
170	Glendale	3,455	0	242	0	398	46	32	165	152	550	1,853	232	3,558	10,683	6,449.6	1.7	284	25	9,704	10.09%
170	Phoenix	23,503	3	1,339	0	2,679	506	474	1,039	567	2,536	10,836	2,108	23,015	68,605	49,667.8	1.4	1,701	143	70,463	-2.64%
	Total	29,898	3	1,756	0	3,236	586	524	1,298	758	3,400	13,924	2,526	28,895	86,804	62,906.8	1.4	2,208	176	85,021	2.10%
186	Glendale	1,172	1	101	0	511	26	13	120	178	212	614	85	913	3,946	8,578.2	0.5	186	7	4,057	-2.74%
186	Phoenix	2,679	1	223	0	1,163	66	62	339	161	631	2,064	294	3,920	11,603	23,664.0	0.5	473	45	10,737	8.07%
	Total	3,851	2	324	0	1,674	92	75	459	339	843	2,678	379	4,833	15,549	32,242.2	0.5	659	52	14,794	5.10%
Blue	Phoenix	11,840	0	2,340	0	2,779	578	1,319	1,649	1,848	9,338	15,498	2,362	20,643	70,194	78,613.2	0.9	1,712	354	75,091	-6.52%
Green	Scottsdale	3,845	3	481	1	592	158	192	274	238	1,217	2,752	812	4,413	14,978	12,451.2	1.2	504	86	11,893	25.94%
Green	Phoenix	41,594	43	6,707	3	9,687	1,434	2,493	5,277	2,188	14,485	30,315	11,526	54,514	180,266	56,289.5	3.2	3,376	1,021	177,121	1.78%
	Total	45,439	46	7,188	4	10,279	1,592	2,685	5,551	2,426	15,702	33,067	12,338	58,927	195,244	68,740.7	2.8	3,880	1,107	189,014	3.30%
Red	Tempe	12,529	0	800	0	1,629	295	380	2,045	1,140	7,397	24,157	3,240	19,145	72,757	23,904.0	3.0	1,733	330	80,706	-9.85%
Red	Phoenix	14,778	0	921	0	1,939	337	453	2,352	1,343	8,679	28,250	3,931	22,602	85,585	67,976.0	1.3	2,057	389	96,810	-11.59%
	Total	27,307	0	1,721	0	3,568	632	833	4,397	2,483	16,076	52,407	7,171	41,747	158,342	91,880.0	1.7	3,790	719	177,516	-10.80%
ALEX	Phoenix	0	0	0	0	0	0	0	0	0	0	0	20,465	0	20,465	63,157.2	0.3	315	12	20,731	-1.28%
Escalante Neighborhood FLASH	Tempe	0	0	0	0	0	0	0	0	0	0	0	62,684	0	62,684	44,027.8	1.4	1,448	78	59,945	4.57%
GUS	Glendale	0	0	0	0	0	0	0	0	0	0	0	0	0	8,212	7,490.7	1.1	53	7	7,872	4.32%
TOTAL SUNDAY		691,739	143	97,309	35	146,286	23,446	38,541	89,755	44,094	264,885	599,368	258,891	893,205	3,163,682	2,359,386.3	1.3	80,448	17,453	3,056,139	3.52%
		22.0%	0.0%	3.1%	0.0%	4.6%	0.7%	1.2%	2.9%	1.4%	8.4%	19.0%	8.2%	28.4%							
GRAND TOTAL		10,751,895	53,720	2,155,866	22,678	2,654,644	363,016	617,627	3,174,508	625,599	4,234,772	12,526,689	4,935,807	15,669,784	58,020,189	28,743,331.3	2.0	1,175,740	251,564	59,253,904	-2.08%
		18.61%	0.09%	3.73%	0.04%	4.59%	0.63%	1.07%	5.49%	1.08%	7.33%	21.68%	8.54%	27.12%							

ANNUAL RIDERSHIP REPORT FOR FY 2006 - 2007

City Totals

City	Route	Reg Fare	Exp Fare	Reg Ticket	Exp Ticket	Youth Fare	Senior Fare	Disabled Fare	Youth Pass	Senior Pass	Disabled Pass	Monthly Pass	Free	Transfers	Total Ridership	Bikes	W/C
Ajo/Gila Bend Connector		0	0	0	0	0	0	0	0	0	0	0	0	0	7,044	54	35
Avondale	3	10744	1	1225	1	1862	240	502	798	120	1567	3229	1546	4642	26477	1074	99
	41	8116	3	1389	3	4659	138	264	966	62	777	5494	1039	2974	25884	1300	121
	131	9,152	1	855	1	3,449	609	523	877	82	1,060	3,392	1,998	6,884	28,883	678	115
	560	140	645	28	178	15	3	9	8	5	53	4,454	329	46	5,913	125	69
	Green	4,715	1	702	0	2,620	155	180	854	28	494	3,587	967	1,636	15,939	417	38
Totals		32,867	651	4,199	183	12,605	1,145	1,478	3,503	297	3,951	20,156	5,879	16,182	103,096	3,594	442
Chandler	72	24,358	25	2,196	7	3,539	502	558	4,925	1,171	7,117	47,770	2,083	29,093	123,344	6,036	299
	81	7,292	0	757	5	1,070	194	148	2,250	229	1,489	12,761	816	6,243	33,254	2,175	139
	104	23,664	9	3,650	5	3,824	776	958	2,118	748	6,551	13,942	3,815	22,778	82,838	3,732	583
	108	3,882	0	288	0	859	96	86	847	198	655	3,212	666	5,043	15,832	472	97
	112	31,280	20	7,897	12	4,132	745	703	2,825	481	4,901	15,220	5,054	26,858	100,128	5,033	340
	156	36,425	9	4,671	1	7,454	1,484	920	3,820	522	6,216	24,916	3,637	35,842	125,917	5,642	435
	540	27	373	7	60	35	1	0	48	0	28	3,273	270	76	4,198	77	35
	541	204	758	135	280	12	1	5	277	37	54	21,095	949	153	23,960	247	21
Totals		127,132	1,194	19,601	370	20,925	3,799	3,378	17,110	3,386	27,011	142,189	17,290	126,086	509,471	23,414	1,949
Fountain Hills	512	82	307	13	155	1	0	1	27	0	4	1,389	406	64	2,449	32	18
Gilbert	108	4,740	0	354	0	1,046	109	107	1,030	244	803	3,903	826	6,163	19,325	583	117
	136	12,989	2	1,653	2	1,743	385	142	879	286	1,389	7,615	1,647	12,545	41,277	2,359	653
	531	52	532	17	202	6	11	30	69	4	23	8,361	165	261	9,733	237	32
Totals		17,781	534	2,024	204	2,795	505	279	1,978	534	2,215	19,879	2,638	18,969	70,335	3,179	802
Glendale	24	59,161	8	16,349	2	18,251	2,317	4,832	12,236	2,923	26,861	50,291	16,823	79,432	289,486	5,594	978
	51	29,481	8	5,484	2	6,616	830	987	5,971	1,655	9,822	25,379	6,547	38,694	131,476	4,083	565
	59	123,455	26	17,564	11	32,491	4,045	5,374	23,153	6,457	35,329	81,014	18,437	129,258	476,614	9,926	3,259
	60	53,563	18	8,751	7	11,270	1,743	1,832	10,315	3,849	17,124	33,424	14,405	49,291	205,592	3,324	851
	67	113,626	9	10,787	6	27,460	3,506	2,548	12,201	3,239	20,216	49,647	16,456	94,899	354,600	7,598	1,568
	70	0	0	0	0	0	0	0	0	0	0	0	0	2,441	128,878	3,740	588
	80	21,216	1	4,158	2	6,025	845	1,038	7,858	1,257	11,418	19,451	4,263	25,460	102,992	2,404	418
	90	31,128	4	5,084	3	9,627	1,098	2,002	6,753	1,262	12,513	34,874	6,384	36,351	147,083	2,904	1,784
	106	34,271	27	6,320	6	7,213	949	1,151	5,790	2,084	12,565	32,975	6,484	52,449	162,284	3,365	775
	138	15,599	2	2,016	3	3,623	432	572	2,347	890	4,624	18,959	1,746	20,886	71,699	1,871	280
	170	44,377	9	4,245	7	5,920	982	1,005	2,894	2,193	8,208	26,748	3,338	46,230	146,156	3,603	495
	186	17,495	2	2,022	1	9,113	604	444	3,596	1,614	4,223	12,944	1,453	17,351	70,862	3,153	251
	570	24	230	2	72	8	0	1	12	0	11	4,211	107	25	4,703	40	3
	581	14	203	2	73	9	2	3	6	3	40	5,121	48	83	5,607	40	44
	Grd Ave	221	1	121	0	6	10	6	14	121	231	3,531	66	143	4,471	248	0
	GUS	0	0	0	0	0	0	0	0	0	0	0	0	0	97,681	531	712
Totals		543,631	548	82,905	195	137,632	17,363	21,795	93,146	27,547	163,185	398,569	96,557	592,993	2,400,184	52,424	12,571
Goodyear	131	1,696	0	159	0	639	112	96	163	14	197	629	370	1,279	5,354	125	21
Guadalupe	56	14,142	0	1,267	0	2,114	205	343	4,016	815	1,988	17,465	3,041	22,203	67,599	1,825	246
	108	5,722	0	414	0	1,247	143	118	1,274	297	988	4,764	1,058	7,544	23,569	708	146
Totals		19,864	0	1,681	0	3,361	348	461	5,290	1,112	2,976	22,229	4,099	29,747	91,168	2,533	392
Litchfield Park	131	411	0	38	0	153	29	23	38	2	47	152	91	308	1,292	30	2

ANNUAL RIDERSHIP REPORT FOR FY 2006 - 2007

City Totals

City	Route	Reg Fare	Exp Fare	Reg Ticket	Exp Ticket	Youth Fare	Senior Fare	Disabled Fare	Youth Pass	Senior Pass	Disabled Pass	Monthly Pass	Free	Transfers	Total Ridership	Bikes	W/C
Mesa	30	132,371	35	20,518	21	23,243	4,233	4,006	12,258	5,884	45,161	125,948	21,422	139,357	534,457	23,805	2,781
	45	89,923	0	9,063	0	11,958	2,064	3,134	17,383	3,520	20,625	72,528	18,099	111,297	359,594	10,551	1,540
	61	132,906	62	33,694	42	26,174	2,356	2,814	14,946	5,130	30,512	97,267	15,230	150,499	511,632	17,358	2,774
	77	8,930	0	688	0	3,123	165	308	4,428	432	1,700	10,912	2,597	17,646	50,929	1,021	174
	96	49,411	12	6,981	15	9,884	1,304	1,041	9,752	2,861	22,263	55,211	7,405	72,263	238,403	6,136	983
	104	67,296	4	12,367	15	17,626	2,374	3,105	11,359	4,328	38,821	57,340	15,504	119,927	350,066	9,571	1,756
	108	3,737	0	253	0	819	90	78	825	188	622	3,080	648	4,794	15,134	451	93
	112	55,131	4	12,654	3	8,238	1,227	1,640	6,789	1,719	17,076	46,009	11,606	77,926	240,022	9,024	901
	120	25,876	4	3,932	0	4,240	1,439	699	2,372	2,038	11,245	19,454	7,432	48,362	127,093	3,735	1,949
	128	24,204	0	3,862	0	3,753	742	457	1,553	954	6,667	13,700	6,836	33,194	95,922	3,440	1,240
	136	36,247	1	3,945	1	5,100	858	446	3,111	1,776	7,199	29,474	5,802	52,712	146,672	6,052	2,179
	531	52	1,061	14	366	13	27	77	15	27	166	22,478	302	605	25,203	493	81
	532	601	1,500	196	290	19	0	3	79	188	101	19,701	401	618	23,697	450	94
	533	175	1,252	74	483	3	0	1	114	13	27	34,578	410	291	37,421	174	25
	541	209	428	55	58	8	0	3	54	28	35	16,456	191	296	17,821	145	25
	Red	89,492	30	13,428	4	10,693	3,181	5,559	8,165	3,996	28,670	71,856	20,235	94,885	350,194	9,967	1,228
Totals		716,561	4,393	121,724	1,298	124,894	20,060	23,371	93,203	33,082	230,890	695,992	134,120	924,672	3,124,260	102,373	17,823
Par. Valley	44	16,026	1	1,216	0	1,886	358	467	892	714	3,558	13,907	1,644	13,966	54,635	1,191	184
Peoria	106	21,686	17	10,061	16	4,988	908	921	3,607	834	4,588	14,649	3,158	17,282	82,715	2,101	440
	Grd Ave	950	9	339	3	44	42	21	71	14	104	10,555	281	166	12,599	346	9
Totals		22,636	26	10,400	19	5,032	950	942	3,678	848	4,692	25,204	3,439	17,448	95,314	2,447	449
Phoenix	0	227,855	14	108,214	14	84,027	10,875	21,671	104,637	26,405	168,572	340,263	82,970	539,987	1,715,504	27,566	8,570
	1	29,582	0	15,230	4	3,687	1,355	3,035	3,785	2,748	28,449	67,892	6,133	49,916	211,816	6,478	1,749
	3	445,526	2,335	147,909	22	84,541	43,906	81,914	128,947	28,284	269,216	450,595	141,779	727,318	2,552,292	43,665	9,857
	7	302,154	14	87,141	7	74,227	11,711	30,101	94,482	20,950	171,302	321,392	75,720	455,242	1,644,443	35,125	10,458
	8	138,126	8	69,464	15	39,120	11,093	16,294	46,608	25,104	131,194	195,105	51,307	251,633	975,071	14,952	8,984
	10	124,325	9	45,166	9	56,427	6,065	9,634	136,567	10,349	70,797	122,799	66,265	187,601	836,013	8,372	3,506
	12	59,273	6	15,869	0	26,108	3,598	4,052	60,499	4,313	35,939	81,055	17,570	63,276	371,558	5,177	1,711
	13	76,226	0	19,061	3	14,132	2,498	3,661	15,101	3,449	19,759	69,698	15,011	105,782	344,381	8,137	961
	15	51,857	13	24,836	5	15,882	2,937	6,378	14,597	5,351	59,340	80,059	21,749	93,413	376,417	5,396	3,934
	16	309,442	9	66,354	2	92,567	11,763	22,366	119,351	17,204	143,538	312,633	100,079	513,472	1,708,780	28,203	7,372
	17	546,872	59	120,603	33	142,078	17,648	28,394	162,070	28,558	167,188	375,290	148,444	735,980	2,473,217	40,238	10,769
	19	574,527	22	92,435	3	153,105	16,456	33,316	120,968	25,473	222,391	527,575	151,873	778,238	2,696,382	57,791	10,138
	24	284,436	26	75,755	26	82,283	9,165	23,391	84,814	18,772	165,362	359,939	84,487	569,109	1,757,565	32,169	7,255
	27	310,462	3	58,031	2	85,216	8,341	18,722	78,454	13,225	114,469	262,436	84,763	401,312	1,435,436	24,744	4,008
	30	23,374	19	3,177	14	1,854	403	527	3,137	821	7,314	42,120	2,040	35,383	120,183	3,761	488
	32	1,902	0	167	0	342	30	59	46	38	232	2,199	270	1,448	6,733	115	11
	35	445,670	31	103,750	18	163,402	12,607	27,510	142,506	16,922	149,074	338,908	118,969	649,234	2,168,601	37,581	9,090
	41	584,060	43	110,351	24	169,423	18,014	35,240	148,227	28,587	233,124	478,740	159,554	843,362	2,808,749	49,646	11,806
	43	199,486	22	31,958	7	38,976	5,935	5,626	58,882	8,790	49,858	144,012	38,762	271,018	853,332	16,056	3,570
	44	158,809	6	15,399	3	24,051	4,449	6,030	17,468	7,644	44,991	164,969	23,156	225,318	692,293	14,692	2,140
	45	115,890	0	12,526	0	15,580	2,659	4,091	22,478	4,682	26,879	95,138	23,844	144,999	468,766	13,761	2,038
	50	317,265	17	55,642	6	85,661	8,018	16,490	165,689	17,742	131,019	288,449	71,906	432,120	1,590,024	21,233	4,611
	51	42,689	6	7,754	6	7,088	1,305	1,176	8,768	2,492	11,804	26,260	13,950	73,745	197,043	3,627	961
	52	42,081	0	12,113	1	23,408	1,529	2,529	44,461	2,286	17,796	41,640	17,174	64,011	269,029	5,192	647
	56	24,602	0	2,185	0	3,605	363	557	6,885	1,406	3,350	29,276	4,786	37,956	114,971	3,102	409
	59	63,628	24	10,229	0	17,163	1,470	1,701	36,664	2,595	15,106	44,508	11,588	108,106	312,782	5,300	1,290
	60	80,824	10	13,211	7	17,163	3,111	3,061	19,735	8,073	37,585	75,560	25,931	149,253	433,524	5,951	1,979

ANNUAL RIDERSHIP REPORT FOR FY 2006 - 2007

City Totals

City	Route	Reg Fare	Exp Fare	Reg Ticket	Exp Ticket	Youth Fare	Senior Fare	Disabled Fare	Youth Pass	Senior Pass	Disabled Pass	Monthly Pass	Free	Transfers	Total Ridership	Bikes	W/C
	61	102,468	35	23,042	20	23,684	2,887	2,801	45,462	5,145	27,773	93,267	20,457	179,559	526,600	12,255	2,462
	67	77,757	10	11,346	8	19,243	2,129	1,514	16,311	2,840	16,911	41,459	15,843	114,373	319,744	5,873	1,342
	77	55,296	0	4,339	0	18,894	1,026	1,795	26,696	2,734	10,786	66,336	16,191	106,775	310,868	6,331	1,088
	80	60,238	4	12,343	4	17,055	2,557	3,523	23,175	4,846	44,892	70,056	19,188	113,869	371,750	7,043	1,713
	90	157,030	4	28,641	5	41,877	4,278	8,639	27,134	7,423	65,483	140,277	31,187	219,650	731,628	15,861	6,516
	106	172,330	59	27,442	14	27,812	4,259	5,716	19,362	8,672	65,989	147,158	33,151	206,760	718,724	12,912	3,004
	122	24,059	1	4,412	1	7,157	703	687	5,934	1,303	7,331	24,690	5,610	25,661	107,549	1,519	357
	131	10,100	1	940	2	3,806	672	577	968	92	1,169	3,742	2,203	7,598	31,870	748	126
	138	62,986	1	6,804	4	15,100	1,732	2,223	8,480	4,831	19,445	71,205	6,857	95,327	294,995	8,435	1,037
	156	10,075	0	802	2	2,173	324	271	944	120	1,349	8,622	1,159	10,911	36,752	1,499	142
	170	238,025	39	19,293	10	29,881	4,901	5,372	17,056	6,939	34,528	132,607	22,453	249,518	760,622	16,387	2,130
	186	48,683	16	5,304	2	25,701	1,741	1,344	14,108	1,984	11,559	48,345	5,903	73,710	238,400	8,325	803
	SR51 Rapid	266	3,545	94	1,615	15	2	17	44	79	220	168,180	4,316	859	179,252	487	208
	I-10 East Rpaid	497	7,860	148	3,274	30	2	30	64	227	140	225,694	5,736	1,260	244,962	1,150	56
	I-10 West Rapid	708	5,168	188	1,405	24	6	27	87	329	253	160,056	5,800	1,837	175,888	618	46
	I-17 Rapid	335	8,367	125	3,982	57	8	37	128	364	1,112	285,442	4,004	3,289	307,250	2,519	554
	510	183	435	61	89	4	0	1	5	2	67	11,202	278	48	12,375	160	25
	512	365	446	40	231	11	1	2	24	13	41	11,082	494	387	13,137	52	60
	520	0	507	0	23	0	13	2	23	5	271	12,381	182	261	13,668	211	122
	521	0	591	0	1,820	10	1	2	112	365	172	21,335	891	339	25,638	369	19
	531	126	1,262	77	439	15	29	86	53	6	110	26,769	398	875	30,245	603	94
	532	111	664	60	119	3	0	0	86	164	65	16,921	244	454	18,891	227	50
	533	110	835	44	426	2	1	0	73	11	71	29,879	378	383	32,213	156	24
	540	46	1,018	49	164	176	0	3	96	9	57	21,686	673	400	24,377	315	193
	541	209	1,112	160	364	19	4	7	247	37	89	35,935	962	454	39,599	409	37
	560	341	1,082	85	321	26	3	3	94	22	82	16,265	661	697	19,682	231	51
	570	224	725	80	213	19	1	14	22	10	173	8,550	457	222	10,710	182	2
	571	159	503	32	74	0	0	2	5	1	71	11,991	452	169	13,459	159	12
	581	281	854	143	375	122	5	10	52	20	182	22,456	228	481	25,209	357	204
	582	393	2,102	89	680	26	44	7	142	27	236	22,904	247	726	27,623	187	17
	590	290	2,278	101	834	50	19	9	45	20	375	27,146	646	1,276	33,089	82	17
	ALEX	0	0	0	0	0	0	0	0	0	0	0	330,546	0	330,546	2,936	163
	Blue	162,237	14	48,521	13	50,019	7,348	14,516	61,714	22,525	124,463	295,837	31,837	307,443	1,126,487	21,540	4,590
	DASH	0	0	0	0	0	0	0	0	0	0	0	405,395	0	405,395	0	6,124
	DURS	73	59	29	29	5	1	0	6	4	6	1,131	32	117	1,492	31	3
	7 St Ltd	6,805	6	1,953	0	886	200	265	1,037	375	3,628	23,132	1,299	11,065	50,651	753	227
	Grd Ave	1,133	18	731	5	63	70	112	80	303	976	16,050	386	1,210	21,137	583	33
	Green	582,520	87	145,005	33	210,506	17,761	36,961	287,567	28,991	236,007	517,161	177,006	894,555	3,134,160	41,019	13,601
	Red	289,790	28	68,681	22	64,915	9,394	19,281	91,953	26,958	195,751	544,409	62,374	479,879	1,853,435	33,994	8,048
Totals		7,647,192	42,432	1,735,734	16,853	2,080,502	279,426	513,382	2,495,215	460,059	3,367,481	8,719,868	2,776,204	11,620,629	41,754,977	724,548	183,612
Queen Creek	534	14	50	4	5	0	0	0	9	1	7	264	7	16	377	7	5
Scottsdale	17	37,702	5	5,381	3	8,556	1,790	2,193	5,696	3,013	9,097	28,518	7,354	59,015	168,323	4,649	1,124
	41	42,418	1	8,245	0	8,232	1,399	2,279	5,676	3,352	14,896	43,080	8,196	64,957	202,731	6,442	918
	50	29,698	5	3,285	1	4,753	1,262	1,307	3,735	2,605	6,644	27,683	3,621	28,764	113,363	2,587	268
	66	15,519	0	835	0	2,410	397	474	6,347	1,117	3,601	28,722	2,757	19,967	82,146	2,344	401
	72	157,362	26	13,643	9	10,051	3,891	2,960	10,205	10,572	26,817	167,174	10,623	190,035	603,368	20,502	1,636
	76	20,969	0	1,970	0	6,671	1,244	510	7,094	3,060	5,297	31,591	4,905	22,525	105,836	3,019	510
	81	70,727	15	7,525	9	8,094	1,970	1,684	12,725	4,935	13,778	82,445	5,740	74,996	284,643	15,266	1,373
	84	5,927	0	2,248	0	1,725	249	386	1,080	1,260	1,127	6,428	1,468	4,381	26,279	706	215
	106	18,059	4	2,368	12	1,772	323	504	1,151	1,479	5,030	18,472	1,342	21,581	72,097	1,697	371
	114	6,193	0	556	0	3,327	499	264	1,278	658	857	7,025	681	7,624	28,962	1,275	46

ANNUAL RIDERSHIP REPORT FOR FY 2006 - 2007

City Totals

City	Route	Reg Fare	Exp Fare	Reg Ticket	Exp Ticket	Youth Fare	Senior Fare	Disabled Fare	Youth Pass	Senior Pass	Disabled Pass	Monthly Pass	Free	Transfers	Total Ridership	Bikes	W/C
	170	31,851	17	2,749	1	2,131	394	405	1,544	762	4,081	16,773	1,805	24,771	87,284	2,766	154
	510	131	303	33	41	2	0	0	18	0	35	9,273	295	66	10,197	149	18
	512	162	362	8	300	3	0	1	95	1	11	3,618	96	302	4,959	35	24
	Green	45,883	3	7,009	1	9,213	1,485	2,697	7,286	2,526	16,008	40,563	9,017	62,772	204,463	5,286	936
Totals		482,601	741	55,855	377	66,940	14,903	15,664	63,930	35,340	107,279	511,365	57,900	581,756	1,994,651	66,723	7,994
Sun City	106	11,120	6	2,603	10	1,487	1,027	590	1,017	581	2,599	7,467	909	3,239	32,655	1,814	168
Surprise	571	226	534	10	60	1	0	1	9	3	58	10,147	408	36	11,493	95	9
Tempe	1	9,026	0	2,263	0	899	246	608	1,233	716	5,780	26,341	1,961	20,280	69,353	3,211	457
	30	63,405	24	7,759	10	7,066	1,256	1,617	12,016	2,710	25,226	154,836	9,098	106,603	391,626	13,148	1,350
	44	22,293	3	2,671	1	2,917	462	1,090	3,978	925	9,264	56,724	4,681	45,989	150,998	5,376	502
	45	141,351	0	15,421	0	18,936	3,195	5,032	28,750	5,692	31,973	116,955	28,987	177,127	573,419	16,312	2,399
	56	108,166	0	9,394	0	16,340	1,503	2,674	29,630	5,976	14,875	133,900	21,933	167,785	512,176	13,876	1,846
	61	77,469	19	13,483	16	15,139	2,017	1,911	39,414	5,219	28,216	105,221	13,192	164,716	466,032	13,290	2,401
	62	76,605	0	6,449	0	12,297	966	2,232	40,177	5,443	15,013	156,954	14,067	96,503	426,706	9,030	1,311
	65	38,482	0	4,251	0	3,793	291	766	20,394	2,481	12,741	93,288	6,360	66,566	249,413	5,319	975
	66	53,439	0	3,060	0	8,543	1,391	1,679	23,321	3,925	13,528	103,148	9,579	69,151	290,764	8,152	1,317
	72	123,079	13	14,901	8	13,705	2,755	3,246	33,315	6,875	43,487	312,801	17,613	201,129	772,927	28,889	2,790
	76	12,057	0	1,246	0	3,619	692	308	3,798	1,746	3,196	17,801	2,913	12,954	60,330	1,781	298
	77	72,801	0	5,341	0	25,009	1,351	2,498	35,511	3,604	14,062	88,410	21,554	143,439	413,580	8,399	1,471
	81	79,658	47	9,380	37	16,674	1,388	1,857	47,457	3,950	28,081	172,592	14,227	132,292	507,640	20,220	2,499
	92	81,168	0	3,210	0	27,701	1,514	2,849	50,150	3,762	16,603	102,691	18,695	120,118	428,461	7,723	1,246
	108	28,701	0	2,338	0	6,475	721	628	6,490	1,569	4,939	24,373	5,232	38,490	119,956	3,512	730
	520	0	595	0	30	3	17	5	28	12	323	14,554	219	303	16,089	245	138
	521	0	895	0	2,761	14	5	2	168	561	264	32,212	1,341	501	38,724	556	27
	532	62	161	36	11	6	0	1	14	71	30	2,636	38	136	3,202	57	26
	534	55	42	6	2	0	0	0	1	2	6	198	12	69	393	12	6
	540	11	359	9	49	52	1	1	26	4	24	8,317	112	87	9,052	91	58
	E.N.FLASH	0	0	0	0	0	0	0	0	0	0	0	785,160	0	785,160	13,899	1,166
	FLASH	0	0	0	0	0	0	0	0	0	0	0	831,569	0	831,569	229	16
	Red	113,665	16	15,473	7	13,352	2,736	6,134	18,370	6,740	49,730	209,033	23,410	152,136	610,802	17,009	2,106
Totals		1,101,493	2,174	116,691	2,932	192,540	22,507	35,138	394,241	61,983	317,361	1,932,985	1,831,953	1,716,374	7,728,372	190,336	25,135
Tolleson	3	5,719	0	555	1	1,435	163	288	589	51	700	1,900	830	2,383	14,614	511	56
	131	4,812	0	450	1	1,813	321	273	464	44	558	1,783	1,052	3,620	15,191	356	60
	560	31	129	4	15	3	0	0	6	1	3	615	11	17	835	8	0
Totals		10,562	129	1,009	17	3,251	484	561	1,059	96	1,261	4,298	1,893	6,020	30,640	875	116
Wickenburg Connector		0	0	0	0	0	0	0	0	0	0	0	0	0	2,422	148	57
Grand Total		10,751,895	53,720	2,155,866	22,678	2,654,644	363,016	617,627	3,174,508	625,599	4,234,772	12,526,689	4,935,807	15,669,784	58,020,189	1,175,942	251,784

ANNUAL RIDERSHIP REPORT FOR FY 2006 - 2007

City Totals by Service

City	Route	Reg Fare	Exp Fare	Reg Ticket	Exp Ticket	Youth Fare	Senior Fare	Disabled Fare	Youth Pass	Senior Pass	Disabled Pass	Monthly Pass	Free	Transfers	Total Passgrs	Bikes	W/C
WEEKDAY LOCAL																	
Ajo/Gila Bend Connector		0	0	0	0	0	0	0	0	0	0	0	0	0	7,044	0	0
Avondale	3	9446	1	1083	0	1632	207	435	762	107	1323	2848	1247	4067	23158	913	80
	41	7383	3	1282	3	4284	118	236	868	54	701	5228	901	2775	23836	1198	118
	131	9,152	1	855	1	3,449	609	523	877	82	1,060	3,392	1,998	6,884	28,883	678	115
	Green	4,265	1	648	0	2,325	143	164	781	26	440	3,336	826	1,389	14,344	376	34
Total		30,246	6	3,868	4	11,690	1,077	1,358	3,288	269	3,524	14,804	4,972	15,115	90,221	3,165	347
Chandler	72	20,011	25	1,856	6	2,885	411	481	4,273	960	6,152	41,904	1,756	24,547	105,267	5,093	248
	81	7,292	0	757	5	1,070	194	148	2,250	229	1,489	12,761	816	6,243	33,254	2,175	139
	104	23,664	9	3,650	5	3,824	776	958	2,118	748	6,551	13,942	3,815	22,778	82,838	3,732	583
	108	3,280	0	259	0	748	86	74	708	164	555	2,767	556	4,287	13,484	388	78
	112	31,280	20	7,897	12	4,132	745	703	2,825	481	4,901	15,220	5,054	26,858	100,128	5,033	340
	156	35,035	8	4,606	1	7,300	1,470	878	3,748	492	6,094	24,130	3,530	34,455	121,747	5,428	413
Total		120,562	62	19,025	29	19,959	3,682	3,242	15,922	3,074	25,742	110,724	15,527	119,168	456,718	21,849	1,801
Gilbert	108	3,867	0	309	0	882	97	89	829	196	658	3,260	663	5,072	15,922	460	93
	136	11,376	1	1,479	0	1,578	347	127	716	259	1,285	7,241	1,505	11,351	37,265	2,045	612
Total		15,243	1	1,788	0	2,460	444	216	1,545	455	1,943	10,501	2,168	16,423	53,187	2,505	705
Glendale	24	49,695	8	14,732	2	15,391	1,858	4,118	10,784	2,546	22,944	43,773	13,518	68,287	247,656	4,598	820
	51	26,018	8	5,044	2	5,814	753	895	5,540	1,475	8,843	22,642	5,876	34,729	117,639	3,548	496
	59	101,212	7	15,395	8	27,225	3,316	4,573	20,734	5,256	29,386	68,855	15,194	108,937	400,098	8,283	2,629
	60	43,054	5	7,309	3	8,546	1,399	1,437	9,053	3,102	13,759	28,046	11,701	40,751	168,165	2,642	656
	67	91,790	1	9,229	3	21,599	2,796	1,960	10,692	2,599	16,376	41,832	13,567	80,842	293,286	6,160	1,290
	70	0	0	0	0	0	0	0	0	0	0	0	0	0	111,240	3,096	531
	80	17,283	1	3,579	1	5,027	707	875	7,270	935	9,222	16,171	3,518	20,668	85,257	1,956	319
	90	26,138	4	4,497	3	8,083	888	1,739	5,967	1,071	10,850	30,595	5,497	30,515	125,847	2,416	1,539
	106	27,030	27	5,459	6	5,478	715	916	4,924	1,793	10,226	27,759	5,223	44,290	133,846	2,677	632
	138	13,431	1	1,794	2	3,070	357	480	2,123	759	4,005	16,569	1,526	18,058	62,175	1,554	249
	170	35,172	9	3,512	7	4,681	804	798	2,430	1,717	6,612	21,639	2,606	36,832	116,819	2,846	404
	186	14,367	1	1,703	1	7,601	515	390	3,243	1,215	3,588	11,184	1,227	14,505	59,540	2,653	202
	Grd Ave	221	1	121	0	6	10	6	14	121	231	3,531	66	143	4,471	248	0
	GUS	0	0	0	0	0	0	0	0	0	0	0	0	0	80,252	400	679
Total		445,411	73	72,374	38	112,521	14,118	18,187	82,774	22,589	136,042	332,596	79,519	498,557	2,006,291	43,077	10,446
Goodyear	131	1,696	0	159	0	639	112	96	163	14	197	629	370	1,279	5,354	125	21
Guadalupe	56	10,800	0	941	0	1,665	135	277	2,980	508	1,462	13,885	2,042	16,385	51,080	1,350	180
	108	4,554	0	347	0	1,031	115	97	1,004	237	767	3,866	772	5,985	18,775	541	112
Total		15,354	0	1,288	0	2,696	250	374	3,984	745	2,229	17,751	2,814	22,370	69,855	1,891	292
Litchfield Park	131	411	0	38	0	153	29	23	38	2	47	152	91	308	1,292	30	2
Mesa	30	115,038	35	18,103	19	20,177	3,612	3,451	11,021	4,980	38,772	113,460	18,832	122,305	469,805	20,113	2,319
	45	73,270	0	7,518	0	9,728	1,605	2,680	15,692	2,845	16,440	59,935	14,531	90,093	294,337	8,091	1,175
	61	116,983	55	31,861	39	23,592	1,996	2,497	13,426	4,311	26,641	86,421	13,183	133,119	454,124	15,069	2,461
	77	7,774	0	580	0	2,764	143	282	4,053	387	1,504	9,641	2,213	15,593	44,934	899	151
	96	43,279	12	6,350	15	9,233	1,184	906	8,748	2,433	19,603	49,884	6,063	63,540	211,250	5,269	823

ANNUAL RIDERSHIP REPORT FOR FY 2006 - 2007

City Totals by Service

City	Route	Reg Fare	Exp Fare	Reg Ticket	Exp Ticket	Youth Fare	Senior Fare	Disabled Fare	Youth Pass	Senior Pass	Disabled Pass	Monthly Pass	Free	Transfers	Total Passgrs	Bikes	W/C
	104	58,781	4	11,092	15	15,722	1,987	2,810	10,196	3,707	34,681	50,321	13,096	107,119	309,531	8,754	1,578
	108	3,004	0	214	0	678	78	63	652	147	498	2,536	508	3,880	12,258	349	72
	112	55,131	4	12,654	3	8,238	1,227	1,640	6,789	1,719	17,076	46,009	11,606	77,926	240,022	9,024	901
	120	22,494	4	3,445	0	3,598	1,184	578	1,679	1,751	9,748	17,128	6,244	42,612	110,465	3,225	1,819
	128	19,715	0	3,421	0	3,224	651	389	918	717	5,507	11,662	5,803	27,614	79,621	2,955	1,141
	136	32,417	1	3,520	1	4,808	808	400	2,386	1,553	6,245	27,149	5,263	47,229	131,780	5,385	2,052
	Red	89,492	30	13,428	4	10,693	3,181	5,559	8,165	3,996	28,670	71,856	20,235	94,885	350,194	9,967	1,228
Total		637,378	145	112,186	96	112,455	17,656	21,255	83,725	28,546	205,385	546,002	117,577	825,915	2,708,321	89,100	15,720
Par. Valley	44	12,987	1	1,063	0	1,526	260	398	742	599	3,001	11,733	1,299	11,473	45,082	956	153
Peoria	106	21,686	17	10,061	16	4,988	908	921	3,607	834	4,588	14,649	3,158	17,282	82,715	2,101	440
	Grd Ave	950	9	339	3	44	42	21	71	14	104	10,555	281	166	12,599	346	9
Total		22,636	26	10,400	19	5,032	950	942	3,678	848	4,692	25,204	3,439	17,448	95,314	2,447	449
Phoenix	0	185,995	12	97,789	13	73,324	8,525	17,050	97,601	20,992	137,081	295,219	68,143	448,955	1,450,699	21,658	6,793
	1	24,818	0	12,852	2	2,964	1,150	2,579	3,319	2,270	23,575	60,836	4,956	42,915	182,236	5,460	1,189
	3	372,227	2,326	126,291	20	71,995	41,062	76,046	121,096	22,723	224,467	386,546	113,841	613,812	2,172,452	35,900	7,844
	7	249,883	14	78,346	7	63,574	9,585	25,576	88,568	16,368	142,452	274,972	63,610	382,767	1,395,722	28,282	8,763
	8	116,545	4	61,339	11	33,272	8,804	13,574	43,087	20,996	110,826	167,461	43,753	213,444	833,116	12,024	7,162
	10	103,345	9	39,871	7	50,111	5,098	8,132	132,468	8,833	59,426	106,075	58,048	163,173	734,596	6,784	2,979
	12	49,523	6	13,934	0	23,944	2,995	3,294	58,857	3,694	30,657	70,539	15,002	53,885	326,330	4,047	1,445
	13	63,285	0	16,257	0	11,832	1,988	2,940	13,778	2,679	15,893	58,282	12,178	89,217	288,329	6,573	743
	15	40,271	13	19,071	5	12,597	2,219	4,864	12,430	3,914	45,656	64,912	17,034	74,549	297,535	4,212	2,820
	16	257,545	9	57,918	2	79,531	9,842	18,289	111,091	13,866	120,847	269,001	84,882	436,382	1,459,205	22,808	6,000
	17	449,731	42	106,517	25	121,121	14,355	23,355	151,410	23,672	141,408	320,380	122,528	621,368	2,095,912	32,228	8,649
	19	475,183	22	78,891	3	130,098	13,433	27,184	109,699	20,314	185,239	446,596	124,893	643,493	2,255,048	47,195	8,036
	24	237,130	23	66,506	22	70,335	7,187	19,107	77,607	15,128	136,387	306,100	68,109	484,114	1,487,755	26,046	5,884
	27	253,590	3	49,681	2	70,252	6,817	14,835	71,990	10,589	94,361	222,319	69,969	334,051	1,198,459	19,930	3,174
	30	20,623	19	2,703	14	1,612	337	451	2,753	745	6,403	38,607	1,719	31,196	107,182	3,200	444
	32	1,902	0	167	0	342	30	59	46	38	232	2,199	270	1,448	6,733	115	11
	35	353,834	29	90,439	16	134,485	9,652	21,996	130,915	13,098	118,738	282,315	90,973	518,023	1,764,513	29,465	6,849
	41	487,990	43	97,045	24	147,059	14,598	30,303	137,337	23,648	196,806	410,436	132,766	718,795	2,396,850	40,665	9,939
	43	167,779	22	28,193	5	32,853	4,869	4,657	54,616	7,301	42,194	123,876	32,692	228,036	727,093	13,275	2,884
	44	129,467	4	13,332	3	19,667	3,464	4,874	15,181	6,474	38,827	141,349	17,880	190,179	580,701	11,777	1,719
	45	96,264	0	9,826	0	12,855	2,099	3,538	20,135	3,775	21,458	78,383	19,023	118,664	386,020	10,634	1,552
	50	263,140	17	49,231	6	73,020	6,313	13,368	157,455	14,200	107,786	242,163	58,465	360,054	1,345,218	16,858	3,659
	51	36,694	6	6,929	4	6,081	1,141	1,052	7,906	2,039	10,368	22,884	12,503	64,918	172,525	3,123	833
	52	35,129	0	11,073	1	21,051	1,193	2,036	43,002	1,885	15,369	37,137	14,665	54,331	236,872	4,499	553
	56	18,030	0	1,423	0	2,688	221	446	4,780	872	2,362	22,310	3,262	26,573	82,967	2,200	296
	59	54,464	6	9,371	0	14,999	1,204	1,486	35,239	2,217	13,056	38,248	9,851	93,933	274,074	4,455	1,080
	60	65,290	7	10,920	5	13,206	2,445	2,381	17,072	6,485	30,091	61,681	20,893	120,306	350,782	4,648	1,530
	61	85,440	35	20,175	19	20,460	2,323	2,229	41,880	4,200	22,948	81,132	16,802	152,397	450,040	10,281	2,005
	67	64,334	9	10,210	7	15,590	1,713	1,222	14,789	2,334	13,851	35,509	13,190	97,646	270,404	4,870	1,127
	77	41,228	0	3,194	0	14,665	758	1,491	21,983	2,085	8,085	51,257	11,711	82,626	239,083	4,763	806
	80	50,547	3	10,995	3	14,940	2,128	2,984	21,694	3,909	37,402	59,728	16,548	96,755	317,636	5,809	1,405
	90	125,460	2	25,069	5	34,246	3,476	7,075	23,385	5,966	54,903	116,608	24,919	177,381	598,495	12,577	5,171
	106	136,243	45	23,237	12	21,290	3,330	4,546	16,306	6,825	52,959	123,138	26,209	166,598	580,738	10,244	2,461
	122	18,971	1	3,505	1	5,719	591	548	5,020	1,043	5,901	20,826	4,576	20,402	87,104	1,156	275

ANNUAL RIDERSHIP REPORT FOR FY 2006 - 2007

City Totals by Service

City	Route	Reg Fare	Exp Fare	Reg Ticket	Exp Ticket	Youth Fare	Senior Fare	Disabled Fare	Youth Pass	Senior Pass	Disabled Pass	Monthly Pass	Free	Transfers	Total Passgrs	Bikes	W/C
	131	10,100	1	940	2	3,806	672	577	968	92	1,169	3,742	2,203	7,598	31,870	748	126
	138	52,195	1	5,791	3	12,100	1,380	1,812	7,355	3,877	15,816	60,305	5,676	79,751	246,062	6,852	836
	156	8,657	0	751	2	1,953	305	207	864	101	1,262	7,744	1,005	9,729	32,580	1,268	123
	170	186,049	33	16,208	5	23,821	3,701	3,972	14,733	5,489	28,294	107,093	17,715	196,992	604,105	12,769	1,747
	186	41,287	8	4,700	2	22,563	1,522	1,200	13,175	1,547	9,785	42,607	5,126	62,091	205,613	6,986	659
	ALEX	0	0	0	0	0	0	0	0	0	0	0	279,777	0	279,777	2,271	131
	Blue	135,882	9	43,178	12	44,059	6,158	11,957	57,746	18,437	104,202	258,668	26,431	260,302	967,041	17,647	3,808
	DASH	0	0	0	0	0	0	0	0	0	0	0	405,395	0	405,395	0	6,124
	DURS	73	59	29	29	5	1	0	6	4	6	1,131	32	117	1,492	31	3
	7 St Ltd	6,805	6	1,953	0	886	200	265	1,037	375	3,628	23,132	1,299	11,065	50,651	753	227
	Grd Ave	1,133	18	731	5	63	70	112	80	303	976	16,050	386	1,210	21,137	583	33
	Green	486,189	44	128,703	30	187,211	14,766	31,082	272,895	23,479	200,154	444,087	147,775	759,705	2,696,120	33,476	11,195
	Red	245,328	28	66,277	22	59,429	8,457	18,167	84,476	23,000	172,282	460,310	51,848	408,822	1,598,446	28,097	6,890
Total		6,305,598	2,938	1,521,561	356	1,777,674	232,177	432,918	2,317,830	371,881	2,805,588	6,463,893	2,340,531	9,719,768	34,292,713	579,242	147,982
Scottsdale	17	28,943	5	4,175	3	6,817	1,395	1,666	4,812	2,339	6,904	22,845	5,163	46,697	131,764	3,432	770
	41	35,504	1	7,252	0	6,970	1,149	1,953	5,132	2,776	12,435	36,232	6,767	55,183	171,354	5,205	794
	50	25,800	4	2,955	1	4,096	1,029	1,119	3,472	2,115	5,606	24,353	3,133	25,208	98,891	2,172	222
	66	11,145	0	545	0	1,795	282	372	5,266	844	2,875	22,353	1,797	14,559	61,833	1,696	258
	72	126,907	24	11,523	8	7,840	3,108	2,508	8,690	8,338	21,903	140,739	8,278	157,531	497,397	16,443	1,301
	76	18,655	0	1,537	0	6,247	1,139	428	6,794	2,731	4,210	28,816	4,166	19,902	94,625	2,613	453
	81	61,149	15	6,586	9	7,140	1,660	1,269	11,806	4,386	11,690	73,830	5,045	65,843	250,428	12,961	1,173
	84	4,833	0	2,145	0	1,607	195	343	999	1,068	875	5,598	1,049	3,275	21,987	540	124
	106	15,112	4	2,102	12	1,328	259	417	989	1,175	4,110	16,062	1,069	18,263	60,902	1,408	317
	114	5,018	0	538	0	2,839	433	153	1,193	489	670	6,209	552	6,388	24,482	982	20
	170	25,796	16	2,389	1	1,757	300	311	1,354	631	3,389	14,117	1,436	20,115	71,612	2,312	135
	Green	36,780	0	5,786	0	7,748	1,170	2,201	6,541	1,968	13,095	33,588	6,888	51,846	167,611	4,162	722
Total		395,642	69	47,533	34	56,184	12,119	12,740	57,048	28,860	87,762	424,742	45,343	484,810	1,652,886	53,926	6,289
Sun City	106	11,120	6	2,603	10	1,487	1,027	590	1,017	581	2,599	7,467	909	3,239	32,655	1,814	168
Tempe	1	7,668	0	1,881	0	689	209	495	1,033	581	4,748	23,562	1,434	17,484	59,784	2,681	338
	30	54,715	21	6,657	9	5,972	1,071	1,346	10,797	2,250	21,490	140,894	7,538	92,255	345,015	11,104	1,164
	44	18,595	3	2,317	1	2,356	333	874	3,285	807	7,783	50,051	3,440	39,021	128,866	4,321	406
	45	129,314	0	13,425	0	17,233	2,848	4,682	27,169	5,090	28,450	105,828	25,843	160,356	520,238	14,293	2,076
	56	90,450	0	7,657	0	13,978	1,162	2,349	24,495	4,510	12,159	115,558	17,270	138,210	427,798	11,437	1,524
	61	65,153	19	11,987	16	13,228	1,628	1,598	35,549	4,270	23,502	90,802	10,532	141,245	399,529	11,026	1,986
	62	64,934	0	6,028	0	10,529	844	1,829	34,219	4,833	12,518	137,297	10,399	81,884	365,314	7,627	1,028
	65	32,613	0	4,086	0	3,032	159	574	18,399	2,190	10,420	83,034	4,654	57,503	216,664	4,352	744
	66	44,014	0	2,205	0	7,124	1,118	1,471	20,917	3,308	11,422	88,656	7,045	57,461	244,741	6,651	1,017
	72	99,620	11	12,700	7	11,236	2,149	2,702	29,010	5,303	35,336	270,242	12,284	167,294	647,894	23,467	2,276
	76	9,568	0	803	0	3,188	585	226	3,458	1,408	2,135	14,781	2,171	10,231	48,554	1,362	232
	77	61,547	0	4,519	0	21,881	1,126	2,242	31,896	3,045	11,818	76,453	17,552	123,647	355,726	7,127	1,206
	81	69,842	47	8,452	37	15,380	1,223	1,429	44,892	3,531	24,485	158,296	11,913	119,963	459,490	17,742	2,113
	92	65,607	0	2,669	0	24,181	1,166	2,337	44,476	2,905	13,745	86,540	14,227	98,398	356,251	6,385	875
	108	25,986	0	2,089	0	5,873	635	569	5,784	1,431	4,399	22,227	4,462	34,641	108,096	3,134	649
	E.N.FLASH	0	0	0	0	0	0	0	0	0	0	0	655,741	0	655,741	10,962	991
	FLASH	0	0	0	0	0	0	0	0	0	0	0	831,569	0	831,569	229	16
	Red	95,510	16	14,395	7	11,062	2,327	5,626	15,369	5,103	39,532	174,403	18,972	123,836	506,158	14,561	1,630
Total		935,136	117	101,870	77	166,942	18,583	30,349	350,748	50,565	263,942	1,638,624	1,657,046	1,463,429	6,677,428	158,461	20,271

ANNUAL RIDERSHIP REPORT FOR FY 2006 - 2007

City Totals by Service

City	Route	Reg Fare	Exp Fare	Reg Ticket	Exp Ticket	Youth Fare	Senior Fare	Disabled Fare	Youth Pass	Senior Pass	Disabled Pass	Monthly Pass	Free	Transfers	Total Passgrs	Bikes	W/C
Tolleson	3	4,992	0	515	1	1,287	129	267	567	46	618	1,725	667	2,114	12,928	449	48
	131	4,812	0	450	1	1,813	321	273	464	44	558	1,783	1,052	3,620	15,191	356	60
Wickenburg Connector		0	0	0	0	0	0	0	0	0	0	0	0	0	2,422	0	0
Total		9,804	0	965	2	3,100	450	540	1,031	90	1,176	3,508	1,719	5,734	30,541	805	108
<i>Weekday Total</i>		<i>8,959,224</i>	<i>3,444</i>	<i>1,896,721</i>	<i>665</i>	<i>2,274,518</i>	<i>302,934</i>	<i>523,228</i>	<i>2,923,533</i>	<i>509,118</i>	<i>3,543,869</i>	<i>9,608,330</i>	<i>4,273,324</i>	<i>13,205,036</i>	<i>48,217,858</i>	<i>959,393</i>	<i>204,754</i>
WEEKDAY EXPRESS																	
Avondale	560	140	645	28	178	15	3	9	8	5	53	4,454	329	46	5,913	125	69
Chandler	540	27	373	7	60	35	1	0	48	0	28	3,273	270	76	4,198	77	35
	541	204	758	135	280	12	1	5	277	37	54	21,095	949	153	23,960	247	21
Total		231	1,131	142	340	47	2	5	325	37	82	24,368	1,219	229	28,158	324	56
Fountain Hills	512	82	307	13	155	1	0	1	27	0	4	1,389	406	64	2,449	32	18
Gilbert	531	52	532	17	202	6	11	30	69	4	23	8,361	165	261	9,733	237	32
Glendale	570	24	230	2	72	8	0	1	12	0	11	4,211	107	25	4,703	40	3
	581	14	203	2	73	9	2	3	6	3	40	5,121	48	83	5,607	40	44
Total		38	433	4	145	17	2	4	18	3	51	9,332	155	108	10,310	80	47
Mesa	531	52	1,061	14	366	13	27	77	15	27	166	22,478	302	605	25,203	493	81
	532	601	1,500	196	290	19	0	3	79	188	101	19,701	401	618	23,697	450	94
	533	175	1,252	74	483	3	0	1	114	13	27	34,578	410	291	37,421	174	25
	541	209	428	55	58	8	0	3	54	28	35	16,456	191	296	17,821	145	25
	Total		1,037	4,241	339	1,197	43	27	84	262	256	329	93,213	1,304	1,810	104,142	1,262
Phoenix	SR51 Rapid	266	3,545	94	1,615	15	2	17	44	79	220	168,180	4,316	859	179,252	487	208
	I-10 East Rpaid	497	7,860	148	3,274	30	2	30	64	227	140	225,694	5,736	1,260	244,962	1,150	56
	I-10 West Rapic	708	5,168	188	1,405	24	6	27	87	329	253	160,056	5,800	1,837	175,888	618	46
	I-17 Rapid	335	8,367	125	3,982	57	8	37	128	364	1,112	285,442	4,004	3,289	307,250	2,519	554
	510	183	435	61	89	4	0	1	5	2	67	11,202	278	48	12,375	160	25
	512	365	446	40	231	11	1	2	24	13	41	11,082	494	387	13,137	52	60
	520	0	507	0	23	0	13	2	23	5	271	12,381	182	261	13,668	211	122
	521	0	591	0	1,820	10	1	2	112	365	172	21,335	891	339	25,638	369	19
	531	126	1,262	77	439	15	29	86	53	6	110	26,769	398	875	30,245	603	94
	532	111	664	60	119	3	0	0	86	164	65	16,921	244	454	18,891	227	50
	533	110	835	44	426	2	1	0	73	11	71	29,879	378	383	32,213	156	24
	540	46	1,018	49	164	176	0	3	96	9	57	21,686	673	400	24,377	315	193
	541	209	1,112	160	364	19	4	7	247	37	89	35,935	962	454	39,599	409	37
	560	341	1,082	85	321	26	3	3	94	22	82	16,265	661	697	19,682	231	51
	570	224	725	80	213	19	1	14	22	10	173	8,550	457	222	10,710	182	2
	571	159	503	32	74	0	0	2	5	1	71	11,991	452	169	13,459	159	12
	581	281	854	143	375	122	5	10	52	20	182	22,456	228	481	25,209	357	204
	582	393	2,102	89	680	26	44	7	142	27	236	22,904	247	726	27,623	187	17
	590	290	2,278	101	834	50	19	9	45	20	375	27,146	646	1,276	33,089	82	17
	Total		4,644	39,354	1,576	16,448	609	139	259	1,402	1,711	3,787	1,135,874	27,047	14,417	1,247,267	8,474
Queen Creek	534	14	50	4	5	0	0	0	9	1	7	264	7	16	377	7	5

ANNUAL RIDERSHIP REPORT FOR FY 2006 - 2007
City Totals by Service

City	Route	Reg Fare	Exp Fare	Reg Ticket	Exp Ticket	Youth Fare	Senior Fare	Disabled Fare	Youth Pass	Senior Pass	Disabled Pass	Monthly Pass	Free	Transfers	Total Passgrs	Bikes	W/C
Scottsdale	510	131	303	33	41	2	0	0	18	0	35	9,273	295	66	10,197	149	18
	512	162	362	8	300	3	0	1	95	1	11	3,618	96	302	4,959	35	24
	Total	293	665	41	341	5	0	1	113	1	46	12,891	391	368	15,156	184	42
Surprise	571	226	534	10	60	1	0	1	9	3	58	10,147	408	36	11,493	95	9
Tempe	520	0	595	0	30	3	17	5	28	12	323	14,554	219	303	16,089	245	138
	521	0	895	0	2,761	14	5	2	168	561	264	32,212	1,341	501	38,724	556	27
	532	62	161	36	11	6	0	1	14	71	30	2,636	38	136	3,202	57	26
	534	55	42	6	2	0	0	0	1	2	6	198	12	69	393	12	6
	540	11	359	9	49	52	1	1	1	26	4	24	8,317	112	87	9,052	91
Total	128	2,052	51	2,853	75	23	9	237	650	647	57,917	1,722	1,096	67,460	961	255	
Tolleson	560	31	129	4	15	3	0	0	6	1	3	615	11	17	835	8	0
Express Total		6,902	50,023	2,225	21,934	822	207	403	2,476	2,671	5,083	1,358,561	33,157	18,452	1,502,916	11,782	2,544

ANNUAL RIDERSHIP REPORT FOR FY 2006 - 2007

City Totals by Service

City	Route	Reg Fare	Exp Fare	Reg Ticket	Exp Ticket	Youth Fare	Senior Fare	Disabled Fare	Youth Pass	Senior Pass	Disabled Pass	Monthly Pass	Free	Transfers	Total Passgrs	Bikes	W/C	
SATURDAY																		
Avondale	3	1,298	0	142	1	230	33	67	36	13	244	381	299	575	3,319	161	19	
	41	733	0	107	0	375	20	28	98	8	76	266	138	199	2,048	102	3	
	Green	450	0	54	0	295	12	16	73	2	54	251	141	247	1,595	41	4	
	Total	2,481	0	303	1	900	65	111	207	23	374	898	578	1,021	6,962	304	26	
Chandler	72	2,660	0	206	0	400	70	49	421	146	606	3,743	214	3,428	11,943	569	27	
	108	602	0	29	0	111	10	12	139	34	100	445	110	756	2,348	84	19	
	156	943	1	49	0	87	5	34	62	19	79	526	45	970	2,820	120	12	
	Total	4,205	1	284	0	598	85	95	622	199	785	4,714	369	5,154	17,111	773	58	
Gilbert	108	873	0	45	0	164	12	18	201	48	145	643	163	1,091	3,403	123	24	
	136	1,613	1	174	2	165	38	15	163	27	104	374	142	1,194	4,012	314	41	
	Total	2,486	1	219	2	329	50	33	364	75	249	1,017	305	2,285	7,415	437	65	
Glendale	24	6,275	0	1,103	0	1,817	307	496	1,009	260	2,650	4,469	2,242	7,363	27,991	594	105	
	51	2,122	0	274	0	461	49	53	256	103	584	1,484	424	2,567	8,377	307	50	
	59	13,961	0	1,615	0	3,581	458	500	1,739	755	3,952	7,624	2,152	14,688	51,025	1,019	406	
	60	6,309	2	947	0	1,554	207	211	815	478	2,061	3,419	1,593	5,443	23,039	429	119	
	67	12,556	2	1,090	3	3,649	464	344	911	450	2,279	4,774	1,831	8,953	37,306	859	176	
	70	0	0	0	0	0	0	0	0	0	0	0	0	2,441	9,865	287	24	
	80	2,933	0	426	0	705	108	115	442	253	1,654	2,513	507	3,566	13,222	296	69	
	90	2,764	0	320	0	898	138	160	477	104	942	2,427	515	3,291	12,036	253	154	
	106	4,954	0	603	0	1,129	164	167	575	211	1,580	3,611	916	5,765	19,675	454	97	
	138	1,377	0	143	1	332	53	56	130	76	419	1,537	156	1,958	6,238	203	20	
	170	5,750	0	491	0	841	132	175	299	324	1,046	3,256	500	5,840	18,654	473	66	
	186	1,956	0	218	0	1,001	63	41	233	221	423	1,146	141	1,933	7,376	314	42	
	GUS	0	0	0	0	0	0	0	0	0	0	0	0	0	9,217	78	26	
	Total	60,957	4	7,230	4	15,968	2,143	2,318	6,886	3,235	17,590	36,260	10,977	63,808	244,021	5,566	1,354	
	Guadalupe	56	1,594	0	212	0	241	41	27	611	166	235	1,724	361	3,022	8,234	227	29
108		774	0	36	0	142	14	15	174	42	130	570	142	974	3,013	110	22	
Total		2,368	0	248	0	383	55	42	785	208	365	2,294	503	3,996	11,247	337	51	
Mesa	30	17,333	0	2,415	2	3,066	621	555	1,237	904	6,389	12,488	2,590	17,052	64,652	3,692	462	
	45	16,653	0	1,545	0	2,230	459	454	1,691	675	4,185	12,593	3,568	21,204	65,257	2,460	365	
	61	15,923	7	1,833	3	2,582	360	317	1,520	819	3,871	10,846	2,047	17,380	57,508	2,289	313	
	77	1,156	0	108	0	359	22	26	375	45	196	1,271	384	2,053	5,995	122	23	
	96	6,132	0	631	0	651	120	135	1,004	428	2,660	5,327	1,342	8,723	27,153	867	160	
	104	8,515	0	1,275	0	1,904	387	295	1,163	621	4,140	7,019	2,408	12,808	40,535	817	178	
	108	733	0	39	0	141	12	15	173	41	124	544	140	914	2,876	102	21	
	120	3,382	0	487	0	642	255	121	693	287	1,497	2,326	1,188	5,750	16,628	510	130	
	128	4,489	0	441	0	529	91	68	635	237	1,160	2,038	1,033	5,580	16,301	485	99	
	136	3,830	0	425	0	292	50	46	725	223	954	2,325	539	5,483	14,892	667	127	
	Total	78,146	7	9,199	5	12,396	2,377	2,032	9,216	4,280	25,176	56,777	15,239	96,947	311,797	12,011	1,878	
	Par. Valley	44	1,470	0	64	0	173	52	41	60	54	298	1,095	131	1,172	4,610	134	20

ANNUAL RIDERSHIP REPORT FOR FY 2006 - 2007

City Totals by Service

City	Route	Reg Fare	Exp Fare	Reg Ticket	Exp Ticket	Youth Fare	Senior Fare	Disabled Fare	Youth Pass	Senior Pass	Disabled Pass	Monthly Pass	Free	Transfers	Total Passgrs	Bikes	W/C
Phoenix	0	24,820	0	6,606	0	6,597	1,388	2,554	4,563	3,385	19,385	27,715	8,968	57,200	163,181	3,577	1,046
	1	2,539	0	1,480	0	471	148	280	264	255	2,751	3,962	717	3,868	16,735	553	309
	3	42,883	5	12,247	2	7,204	1,628	3,198	4,667	3,039	25,969	37,297	16,562	68,486	223,187	4,367	1,251
	7	30,151	0	4,996	0	6,133	1,118	2,598	3,697	2,585	16,718	27,288	6,996	43,197	145,477	3,710	1,037
	8	13,925	3	5,444	0	4,172	1,538	1,841	2,401	2,824	14,496	18,923	5,439	26,452	97,458	1,980	1,192
	10	13,490	0	3,469	1	4,071	653	1,056	2,800	1,041	7,372	10,786	5,617	16,734	67,090	1,105	309
	12	5,488	0	1,111	0	1,295	418	433	971	338	3,021	6,010	1,531	5,768	26,384	598	135
	13	7,826	0	1,762	0	1,203	250	422	823	469	2,372	7,145	1,835	10,322	34,429	960	146
	15	7,439	0	3,843	0	2,240	423	969	1,493	924	9,081	9,951	3,079	13,269	52,711	840	688
	16	30,933	0	4,998	0	7,858	1,161	2,317	4,982	1,954	13,392	25,446	9,302	46,125	148,468	3,007	721
	17	55,878	6	8,385	5	12,106	1,955	2,755	6,304	2,935	15,118	31,479	15,450	68,973	221,349	4,379	1,132
	19	57,982	0	7,918	0	13,478	1,714	3,466	6,626	2,866	21,454	47,253	16,105	81,020	259,882	5,863	1,227
	24	27,806	3	5,622	4	6,571	1,077	2,591	4,459	2,191	17,026	31,678	9,827	52,523	161,378	3,510	752
	27	35,994	0	5,401	0	9,816	991	2,295	4,313	1,597	13,188	25,799	9,261	44,915	153,570	3,116	518
	30	1,947	0	256	0	172	47	48	292	59	760	2,691	217	3,165	9,654	397	36
	35	52,035	2	7,883	2	16,375	1,570	3,136	6,935	1,906	16,888	31,715	15,997	76,083	230,527	4,394	1,225
	41	58,698	0	8,375	0	13,375	1,919	2,814	6,764	2,925	22,459	41,789	17,131	78,050	254,299	5,335	1,098
	43	19,662	0	2,437	0	3,937	716	675	2,734	915	4,747	12,857	3,950	28,056	80,686	1,770	385
	44	16,826	0	1,248	0	2,686	632	724	1,317	679	3,779	14,212	3,230	21,697	67,030	1,661	264
	45	14,702	0	1,496	0	1,984	407	402	1,491	609	3,634	11,151	3,287	18,586	57,749	2,151	322
	50	32,647	0	3,915	0	7,115	1,062	1,667	5,116	1,988	13,918	27,468	7,873	43,161	145,930	2,509	594
	51	3,650	0	499	0	583	86	83	526	267	843	2,068	961	5,308	14,874	306	83
	52	4,003	0	638	0	1,531	222	251	935	246	1,455	2,776	1,619	5,733	19,409	399	57
	56	5,288	0	675	0	764	123	85	1,798	431	775	5,616	1,078	9,378	26,011	722	86
	59	5,580	0	653	0	1,391	157	125	1,021	231	1,374	3,501	1,093	10,057	25,183	555	142
	60	9,467	2	1,386	2	2,219	416	374	1,720	972	4,704	9,016	3,039	18,489	51,806	852	256
	61	10,275	0	1,709	1	1,863	324	304	2,323	641	2,994	7,776	2,248	17,157	47,615	1,158	269
	67	8,385	1	795	0	2,353	285	193	992	357	2,009	3,889	1,772	11,176	32,207	612	140
	77	10,789	0	954	0	3,356	203	235	3,646	463	1,979	11,673	3,269	18,189	54,756	1,192	198
	80	6,234	0	924	0	1,303	270	323	983	642	4,860	7,010	1,691	11,984	36,224	787	207
	90	18,045	0	1,993	0	4,520	444	837	2,303	883	5,772	13,479	3,598	24,265	76,139	1,688	774
	106	19,175	3	2,443	1	3,741	470	712	1,717	931	7,006	13,449	4,036	22,452	76,136	1,490	337
	122	2,875	0	499	0	859	72	109	589	165	843	2,292	553	3,137	11,993	225	48
	138	6,915	0	665	0	1,921	232	272	746	619	2,361	7,234	835	10,693	32,493	1,041	139
	156	856	0	25	0	85	8	39	50	16	64	531	73	702	2,449	141	16
	170	28,473	3	1,746	5	3,381	694	926	1,284	883	3,698	14,678	2,630	29,511	87,912	1,917	240
186	4,717	7	381	0	1,975	153	82	594	276	1,143	3,674	483	7,699	21,184	866	99	
ALEX	0	0	0	0	0	0	0	0	0	0	0	0	30,304	0	30,304	350	20
Blue	14,515	5	3,003	1	3,181	612	1,240	2,319	2,240	10,923	21,671	3,044	26,498	89,252	2,181	428	
Green	54,737	0	9,595	0	13,608	1,561	3,386	9,395	3,324	21,368	42,759	17,705	80,336	257,774	4,167	1,385	
Red	29,684	0	1,483	0	3,547	600	661	5,125	2,615	14,790	55,849	6,595	48,455	169,404	3,840	769	
Total		797,334	40	128,958	24	181,040	27,747	46,478	111,078	51,686	336,489	681,556	249,000	1,168,869	3,780,299	80,271	20,080

ANNUAL RIDERSHIP REPORT FOR FY 2006 - 2007

City Totals by Service

City	Route	Reg Fare	Exp Fare	Reg Ticket	Exp Ticket	Youth Fare	Senior Fare	Disabled Fare	Youth Pass	Senior Pass	Disabled Pass	Monthly Pass	Free	Transfers	Total Passgrs	Bikes	W/C	
Scottsdale	17	4,916	0	683	0	1,002	210	252	524	411	1,235	3,320	1,114	7,151	20,818	637	172	
	41	4,127	0	568	0	735	155	195	325	332	1,457	3,907	749	5,823	18,373	693	73	
	50	2,366	0	190	0	369	140	97	144	266	585	1,703	269	2,220	8,349	244	29	
	66	3,341	0	148	0	437	77	81	814	197	360	4,635	604	4,126	14,820	456	108	
	72	17,166	1	1,222	1	1,156	424	255	950	1,268	2,839	15,512	1,343	20,997	63,134	2,177	184	
	76	1,914	0	413	0	375	88	74	252	272	974	2,346	658	2,248	9,614	353	49	
	81	5,754	0	609	0	685	206	198	598	356	1,321	5,177	405	5,612	20,921	1,379	123	
	84	558	0	86	0	79	36	28	55	111	129	466	166	623	2,337	75	51	
	106	1,898	0	190	0	303	39	62	105	218	581	1,527	186	2,160	7,269	188	45	
	114	714	0	11	0	288	33	100	51	107	109	533	65	752	2,763	165	3	
	170	3,115	1	185	0	215	60	76	96	92	378	1,421	183	2,334	8,156	231	11	
		Green	5,258	0	742	0	873	157	304	471	320	1,696	4,223	1,317	6,513	21,874	620	128
	Total		51,127	2	5,047	1	6,517	1,625	1,722	4,385	3,950	11,664	44,770	7,059	60,559	198,428	7,218	976
Tempe	1	714	0	225	0	145	23	71	107	80	637	1,655	326	1,747	5,730	338	69	
	30	6,919	3	758	1	898	141	204	964	408	3,177	10,918	1,156	12,069	37,616	1,586	155	
	44	2,167	0	196	0	338	81	131	393	66	869	4,017	702	4,492	13,452	576	66	
	45	6,776	0	706	0	927	186	188	682	282	1,658	5,160	1,529	8,553	26,647	986	146	
	56	9,304	0	1,186	0	1,361	220	153	3,210	817	1,329	9,804	1,950	16,793	46,127	1,278	161	
	61	7,545	0	966	0	1,174	247	171	2,398	621	3,022	9,703	1,538	15,711	43,096	1,444	238	
	62	7,267	0	155	0	1,050	90	283	3,562	362	1,437	11,963	1,715	9,742	37,626	792	163	
	65	3,618	0	50	0	461	88	127	1,221	169	1,323	6,333	790	5,989	20,169	577	143	
	66	5,078	0	224	0	666	122	116	1,246	295	542	7,038	917	6,243	22,487	682	154	
	72	14,155	2	1,344	1	1,480	353	283	2,642	963	5,015	25,584	1,819	23,021	76,662	3,074	271	
	76	1,661	0	400	0	338	76	63	242	228	836	2,106	564	1,944	8,458	307	46	
	77	4,946	0	444	0	1,531	95	107	1,663	209	897	5,400	1,531	8,450	25,273	538	93	
	81	5,928	0	571	0	888	99	204	1,708	268	2,269	8,869	1,026	8,334	30,164	1,591	231	
	92	9,594	0	446	0	2,388	240	305	3,796	654	1,810	10,544	2,350	14,975	47,102	825	199	
	108	1,417	0	66	0	260	21	28	320	81	234	1,043	258	1,777	5,505	199	42	
		E.N.FLASH	0	0	0	0	0	0	0	0	0	0	0	66,735	0	66,735	1,489	97
		Red	5,626	0	278	0	661	114	128	956	497	2,801	10,473	1,198	9,155	31,887	715	146
	Total		92,715	5	8,015	2	14,566	2,196	2,562	25,110	6,000	27,856	130,610	86,104	148,995	544,736	16,997	2,420
	Tolleson	3	727	0	40	0	148	34	21	22	5	82	175	163	269	1,686	62	8
Saturday Total		1,094,016	60	159,607	39	233,018	36,429	55,455	158,735	69,715	420,928	960,166	370,428	1,553,075	5,128,312	124,110	26,936	

ANNUAL RIDERSHIP REPORT FOR FY 2006 - 2007

City Totals by Service

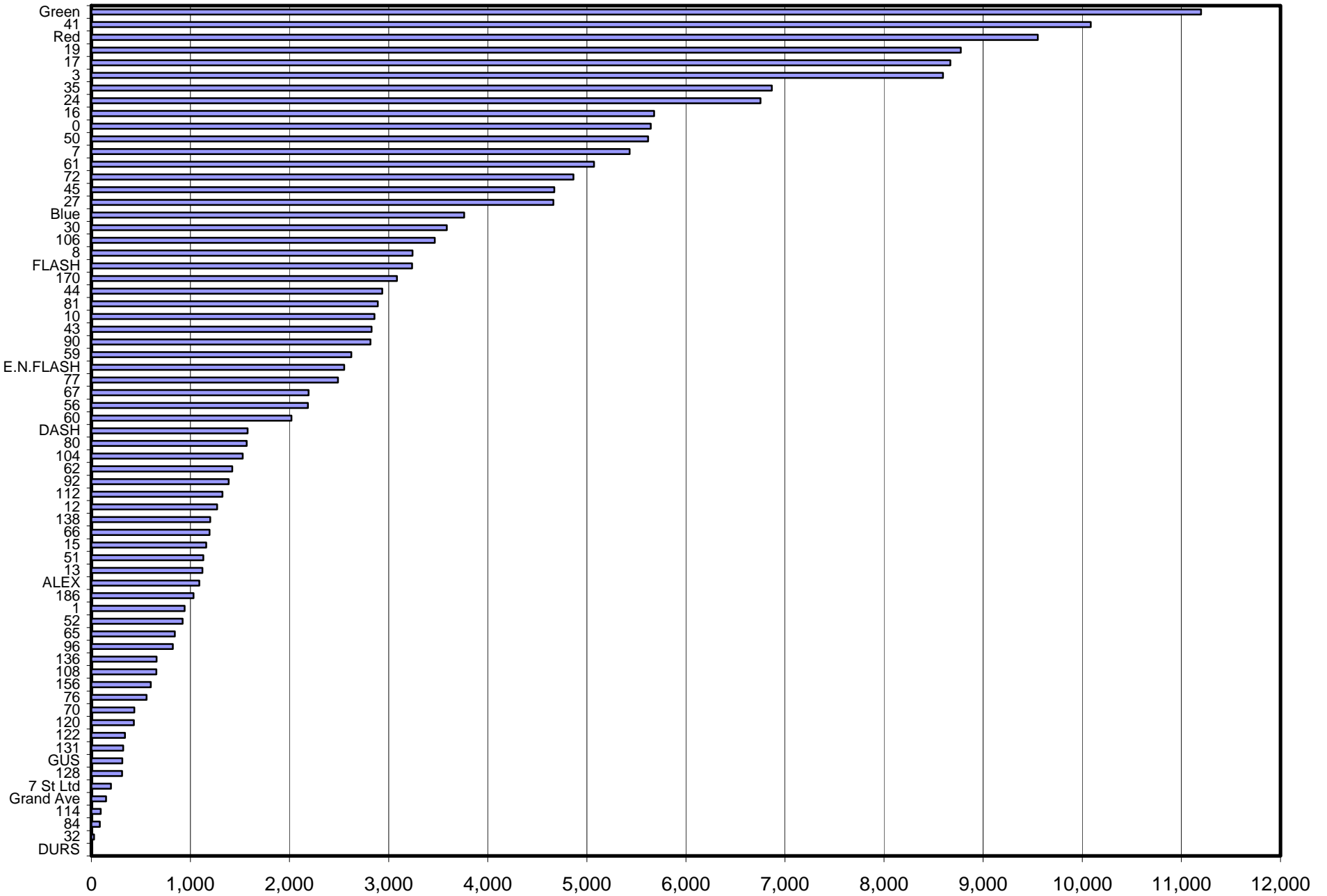
City	Route	Reg Fare	Exp Fare	Reg Ticket	Exp Ticket	Youth Fare	Senior Fare	Disabled Fare	Youth Pass	Senior Pass	Disabled Pass	Monthly Pass	Free	Transfers	Total Passgrs	Bikes	W/C	
SUNDAY																		
Chandler	72	1,687	0	134	1	254	21	28	231	65	359	2,123	113	1,118	6,134	374	24	
	156	447	0	16	0	67	9	8	10	11	43	260	62	417	1,350	94	10	
	Total	2,134	0	150	1	321	30	36	241	76	402	2,383	175	1,535	7,484	468	34	
Glendale	24	3,191	0	514	0	1,043	152	218	443	117	1,267	2,049	1,063	3,782	13,839	402	53	
	51	1,341	0	166	0	341	28	39	175	77	395	1,253	247	1,398	5,460	228	19	
	59	8,282	19	554	3	1,685	271	301	680	446	1,991	4,535	1,091	5,633	25,491	624	224	
	60	4,200	11	495	4	1,170	137	184	447	269	1,304	1,959	1,111	3,097	14,388	253	76	
	67	9,280	6	468	0	2,212	246	244	598	190	1,561	3,041	1,058	5,104	24,008	579	102	
	70	0	0	0	0	0	0	0	0	0	0	0	0	0	7,773	357	33	
	80	1,000	0	153	1	293	30	48	146	69	542	767	238	1,226	4,513	152	30	
	90	2,226	0	267	0	646	72	103	309	87	721	1,852	372	2,545	9,200	235	91	
	106	2,287	0	258	0	606	70	68	291	80	759	1,605	345	2,394	8,763	234	46	
	138	791	1	79	0	221	22	36	94	55	200	853	64	870	3,286	114	11	
	170	3,455	0	242	0	398	46	32	165	152	550	1,853	232	3,558	10,683	284	25	
	186	1,172	1	101	0	511	26	13	120	178	212	614	85	913	3,946	186	7	
	Gus	0	0	0	0	0	0	0	0	0	0	0	0	0	8,212	53	7	
	Total		37,225	38	3,297	8	9,126	1,100	1,286	3,468	1,720	9,502	20,381	5,906	30,520	139,562	3,701	724
	Guadalupe	56	1,748	0	114	0	208	29	39	425	141	291	1,856	638	2,796	8,285	248	37
108		394	0	31	0	74	14	6	96	18	91	328	144	585	1,781	57	12	
Total		2,142	0	145	0	282	43	45	521	159	382	2,184	782	3,381	10,066	305	49	
Par. Valley	44	1,569	0	89	0	187	46	28	90	61	259	1,079	214	1,321	4,943	101	11	
Phoenix	0	17,040	2	3,819	1	4,106	962	2,067	2,473	2,028	12,106	17,329	5,859	33,832	101,624	2,331	731	
	1	2,225	0	898	2	252	57	176	202	223	2,123	3,094	460	3,133	12,845	465	251	
	3	30,416	4	9,371	0	5,342	1,216	2,670	3,184	2,522	18,780	26,752	11,376	45,020	156,653	3,398	762	
	7	22,120	0	3,799	0	4,520	1,008	1,927	2,217	1,997	12,132	19,132	5,114	29,278	103,244	3,133	658	
	8	7,656	1	2,681	4	1,676	751	879	1,120	1,284	5,872	8,721	2,115	11,737	44,497	948	630	
	10	7,490	0	1,826	1	2,245	314	446	1,299	475	3,999	5,938	2,600	7,694	34,327	483	218	
	12	4,262	0	824	0	869	185	325	671	281	2,261	4,506	1,037	3,623	18,844	532	131	
	13	5,115	0	1,042	3	1,097	260	299	500	301	1,494	4,271	998	6,243	21,623	604	72	
	15	4,147	0	1,922	0	1,045	295	545	674	513	4,603	5,196	1,636	5,595	26,171	344	426	
	16	20,964	0	3,438	0	5,178	760	1,760	3,278	1,384	9,299	18,186	5,895	30,965	101,107	2,388	651	
	17	41,263	11	5,701	3	8,851	1,338	2,284	4,356	1,951	10,662	23,431	10,466	45,639	155,956	3,631	988	
	19	41,362	0	5,626	0	9,529	1,309	2,666	4,643	2,293	15,698	33,726	10,875	53,725	181,452	4,733	875	
	24	19,500	0	3,627	0	5,377	901	1,693	2,748	1,453	11,949	22,161	6,551	32,472	108,432	2,613	619	
	27	20,878	0	2,949	0	5,148	533	1,592	2,151	1,039	6,920	14,318	5,533	22,346	83,407	1,698	316	
	30	804	0	218	0	70	19	28	92	17	151	822	104	1,022	3,347	164	8	
	35	39,801	0	5,428	0	12,542	1,385	2,378	4,656	1,918	13,448	24,878	11,999	55,128	173,561	3,722	1,016	
	41	37,372	0	4,931	0	8,989	1,497	2,123	4,126	2,014	13,859	26,515	9,657	46,517	157,600	3,646	769	
	43	12,045	0	1,328	2	2,186	350	294	1,532	574	2,917	7,279	2,120	14,926	45,553	1,011	301	
	44	12,516	2	819	0	1,698	353	432	970	491	2,385	9,408	2,046	13,442	44,562	1,254	157	
	45	4,924	0	1,204	0	741	153	151	852	298	1,787	5,604	1,534	7,749	24,997	976	164	
	50	21,478	0	2,496	0	5,526	643	1,455	3,118	1,554	9,315	18,818	5,568	28,905	98,876	1,866	358	
	51	2,345	0	326	2	424	78	41	336	186	593	1,308	486	3,519	9,644	198	45	
	52	2,949	0	402	0	826	114	242	524	155	972	1,727	890	3,947	12,748	294	37	
	56	1,284	0	87	0	153	19	26	307	103	213	1,350	446	2,005	5,993	180	27	
	59	3,584	18	205	0	773	109	90	404	147	676	2,759	644	4,116	13,525	290	68	
	60	6,067	1	905	0	1,738	250	306	943	616	2,790	4,863	1,999	10,458	30,936	451	193	
61	6,753	0	1,158	0	1,361	240	268	1,259	304	1,831	4,359	1,407	10,005	28,945	816	188		

ANNUAL RIDERSHIP REPORT FOR FY 2006 - 2007

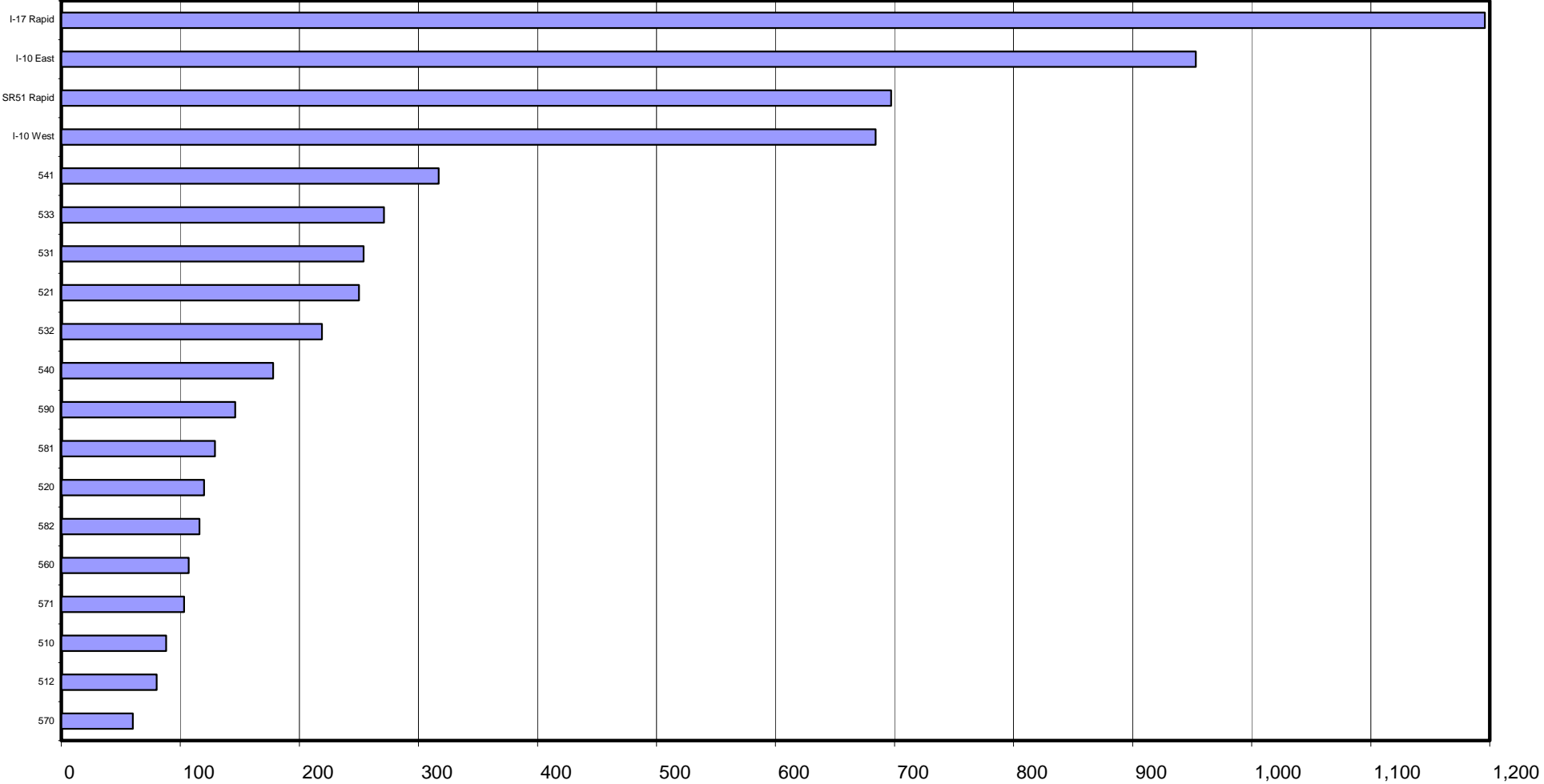
City Totals by Service

City	Route	Reg Fare	Exp Fare	Reg Ticket	Exp Ticket	Youth Fare	Senior Fare	Disabled Fare	Youth Pass	Senior Pass	Disabled Pass	Monthly Pass	Free	Transfers	Total Passgrs	Bikes	W/C	
Phoenix	67	5,038	0	341	1	1,300	131	99	530	149	1,051	2,061	881	5,551	17,133	391	75	
	77	3,279	0	191	0	873	65	69	1,067	186	722	3,406	1,211	5,960	17,029	376	84	
	80	3,457	1	424	1	812	159	216	498	295	2,630	3,318	949	5,130	17,890	447	101	
	90	13,525	2	1,579	0	3,111	358	727	1,446	574	4,808	10,190	2,670	18,004	56,994	1,596	571	
	106	16,912	11	1,762	1	2,781	459	458	1,339	916	6,024	10,571	2,906	17,710	61,850	1,178	206	
	122	2,213	0	408	0	579	40	30	325	95	587	1,572	481	2,122	8,452	138	34	
	138	3,876	0	348	1	1,079	120	139	379	335	1,268	3,666	346	4,883	16,440	542	62	
	156	562	0	26	0	135	11	25	30	3	23	347	81	480	1,723	90	3	
	170	23,503	3	1,339	0	2,679	506	474	1,039	567	2,536	10,836	2,108	23,015	68,605	1,701	143	
	186	2,679	1	223	0	1,163	66	62	339	161	631	2,064	294	3,920	11,603	473	45	
	ALEX	0	0	0	0	0	0	0	0	0	0	0	20,465	0	20,465	315	12	
	Blue	11,840	0	2,340	0	2,779	578	1,319	1,649	1,848	9,338	15,498	2,362	20,643	70,194	1,712	354	
	Green	41,594	43	6,707	3	9,687	1,434	2,493	5,277	2,188	14,485	30,315	11,526	54,514	180,266	3,376	1,021	
	Red	14,778	0	921	0	1,939	337	453	2,352	1,343	8,679	28,250	3,931	22,602	85,585	2,057	389	
Total		539,616	100	83,639	25	121,179	19,363	33,727	64,905	34,781	221,617	438,545	159,626	717,575	2,434,698	56,561	13,759	
Scottsdale	17	3,843	0	523	0	737	185	275	360	263	958	2,353	1,077	5,167	15,741	580	182	
	41	2,787	0	425	0	527	95	131	219	244	1,004	2,941	680	3,951	13,004	544	51	
	50	1,532	1	140	0	288	93	91	119	224	453	1,627	219	1,336	6,123	171	17	
	66	1,033	0	142	0	178	38	21	267	76	366	1,734	356	1,282	5,493	192	35	
	72	13,289	1	898	0	1,055	359	197	565	966	2,075	10,923	1,002	11,507	42,837	1,882	151	
	76	400	0	20	0	49	17	8	48	57	113	429	81	375	1,597	53	8	
	81	3,824	0	330	0	269	104	217	321	193	767	3,438	290	3,541	13,294	926	77	
	84	536	0	17	0	39	18	15	26	81	123	364	253	483	1,955	91	40	
	106	1,049	0	76	0	141	25	25	57	86	339	883	87	1,158	3,926	101	9	
	114	461	0	7	0	200	33	11	34	62	78	283	64	484	1,717	128	23	
	170	2,940	0	175	0	159	34	18	94	39	314	1,235	186	2,322	7,516	223	8	
	Green	3,845	3	481	1	592	158	192	274	238	1,217	2,752	812	4,413	14,978	504	86	
	Total		35,539	5	3,234	1	4,234	1,159	1,201	2,384	2,529	7,807	28,962	5,107	36,019	128,181	5,395	687
	Tempe	1	644	0	157	0	65	14	42	93	55	395	1,124	201	1,049	3,839	192	50
30		1,771	0	344	0	196	44	67	255	52	559	3,024	404	2,279	8,995	458	31	
44		1,531	0	158	0	223	48	85	300	52	612	2,656	539	2,476	8,680	479	30	
45		5,261	0	1,290	0	776	161	162	899	320	1,865	5,967	1,615	8,218	26,534	1,033	177	
56		8,412	0	551	0	1,001	121	172	1,925	649	1,387	8,538	2,713	12,782	38,251	1,161	161	
61		4,771	0	530	0	737	142	142	1,467	328	1,692	4,716	1,122	7,760	23,407	820	177	
62		4,404	0	266	0	718	32	120	2,396	248	1,058	7,694	1,953	4,877	23,766	611	120	
65		2,251	0	115	0	300	44	65	774	122	998	3,921	916	3,074	12,580	390	88	
66		4,347	0	631	0	753	151	92	1,158	322	1,564	7,454	1,617	5,447	23,536	819	146	
72		9,304	0	857	0	989	253	261	1,663	609	3,136	16,975	3,510	10,814	48,371	2,348	243	
76		828	0	43	0	93	31	19	98	110	225	914	178	779	3,318	112	20	
77		6,308	0	378	0	1,597	130	149	1,952	350	1,347	6,557	2,471	11,342	32,581	734	172	
81		3,888	0	357	0	406	66	224	857	151	1,327	5,427	1,288	3,995	17,986	887	155	
92		5,967	0	95	0	1,132	108	207	1,878	203	1,048	5,607	2,118	6,745	25,108	513	172	
108		1,298	0	183	0	342	65	31	386	57	306	1,103	512	2,072	6,355	179	39	
E.N.FLASH		0	0	0	0	0	0	0	0	0	0	0	62,684	0	62,684	1,448	78	
Red		12,529	0	800	0	1,629	295	380	2,045	1,140	7,397	24,157	3,240	19,145	72,757	1,733	330	
Total			73,514	0	6,755	0	10,957	1,705	2,218	18,146	4,768	24,916	105,834	87,081	102,854	438,748	13,917	2,189
Sunday Total		691,739	143	97,309	35	146,286	23,446	38,541	89,755	44,094	264,885	599,368	258,891	893,205	3,163,682	80,448	17,453	
GRAND TOTAL		10,751,895	53,720	2,155,866	22,678	2,654,644	363,016	617,627	3,174,508	625,599	4,234,772	12,526,689	4,935,807	15,669,784	58,020,189	1,175,740	251,692	

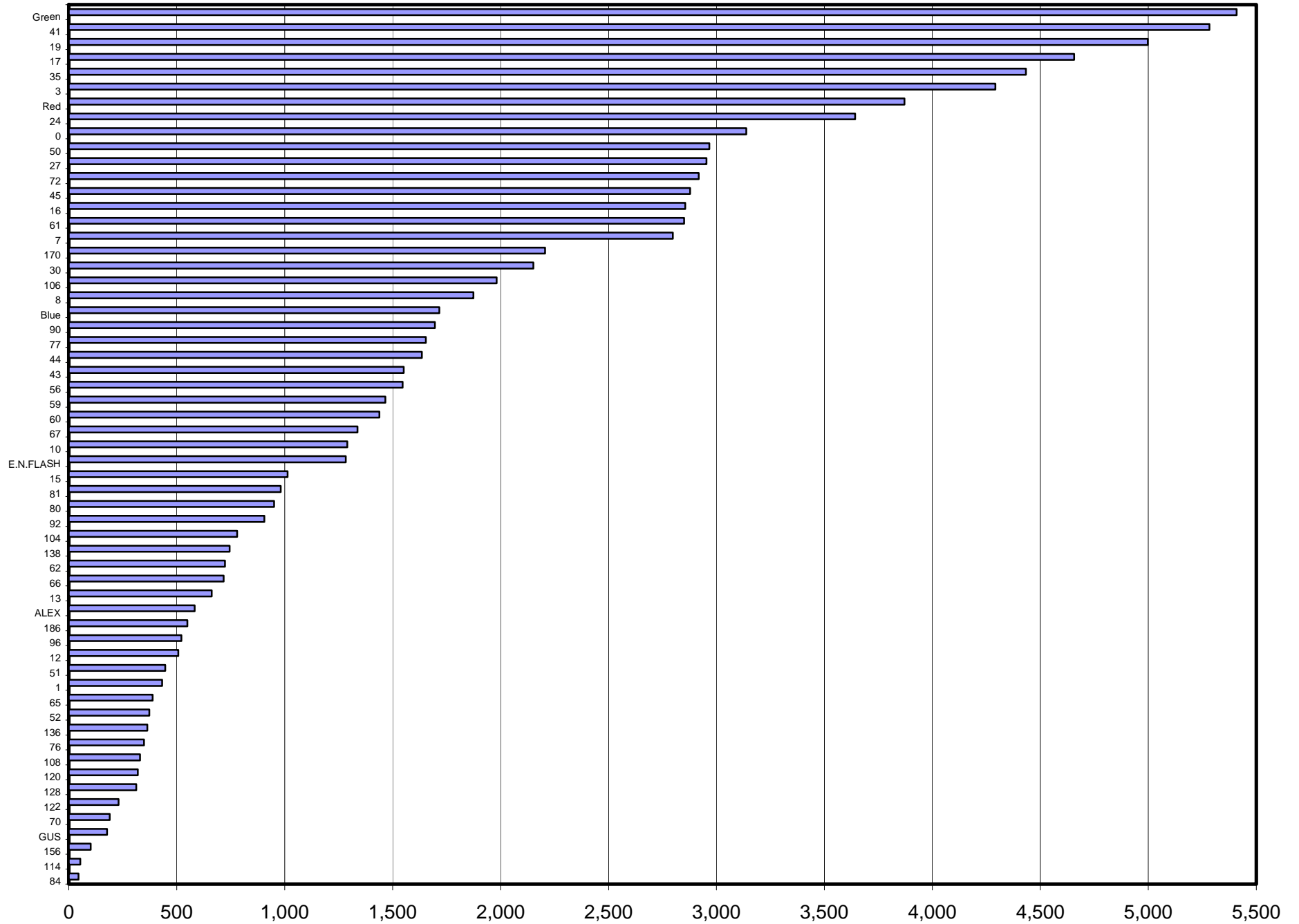
Weekday/Local Average Boardings Per Day



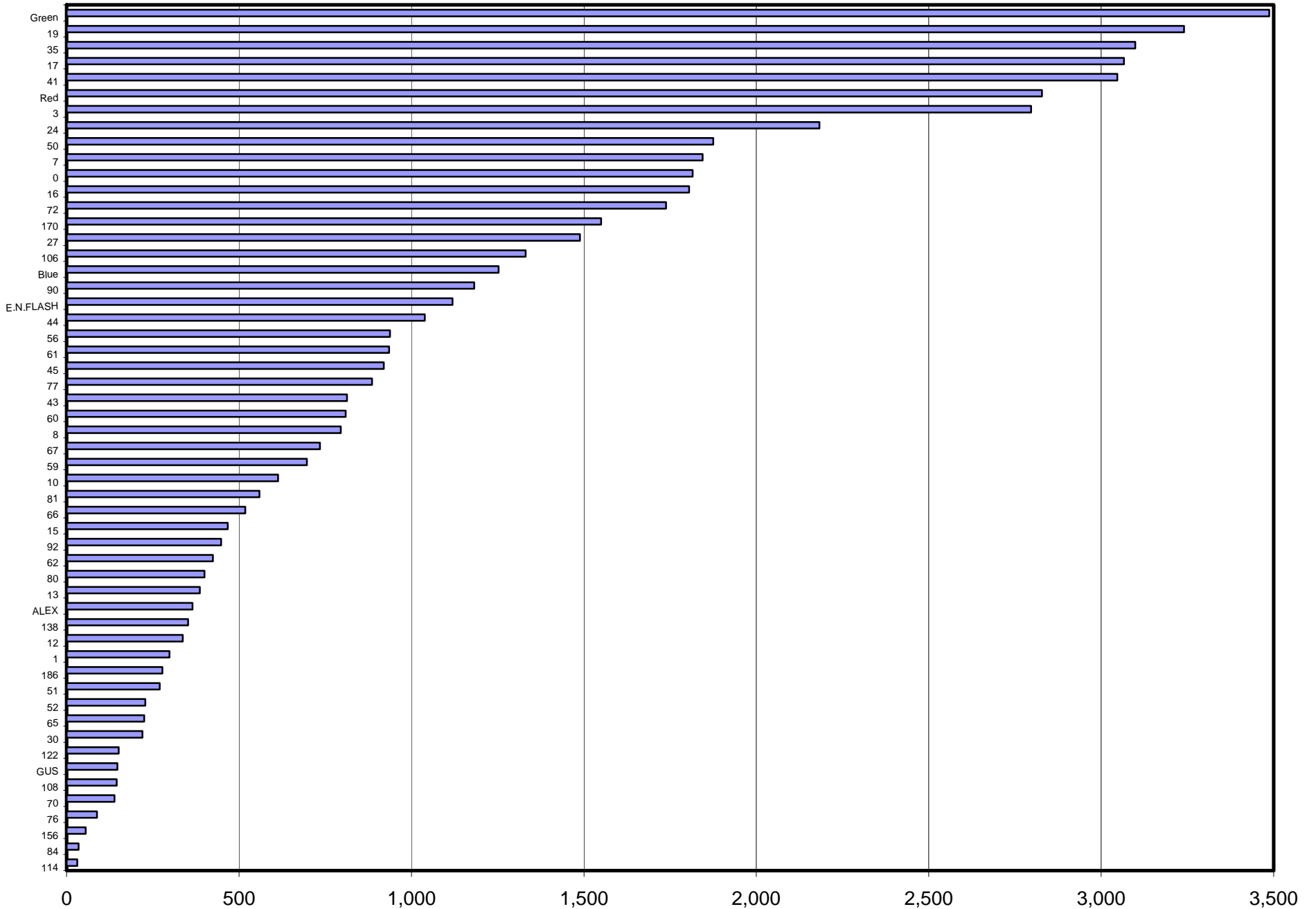
Express Average Boardings Per Day



Saturday Average Boardings Per Day



Sunday Average Boardings Per Day



FY2006-2007 Ridership by City

