

DECEMBER 2007 MONTHLY RIDERSHIP REPORT

Summary by City

<u>Jurisdiction</u>	<u>Boardings</u>	<u>Percent</u>	<u>Revenue</u>		<u>Boardings per Mile</u>	<u>Bikes</u>	<u>Percent</u>	<u>W/C</u>	<u>Percent</u>
			<u>Miles</u>	<u>Percent</u>					
Avondale	8,001	0.15%	16,426	0.60%	0.49	147	0.15%	26	0.13%
Chandler	72,490	1.38%	61,984	2.28%	1.17	2,598	2.57%	225	1.10%
Fountain Hills	106	0.00%	373	0.01%	0.28	0	0.00%	0	0.00%
Gilbert	13,565	0.26%	39,926	1.47%	0.34	525	0.52%	58	0.28%
Glendale	260,107	4.94%	140,559	5.17%	1.85	4,491	4.45%	1,179	5.78%
Goodyear	431	0.01%	1,414	0.05%	0.30	11	0.01%	1	0.00%
Guadalupe	6,333	0.12%	5,377	0.20%	1.18	241	0.24%	42	0.21%
Litchfield Park	56	0.00%	120	0.00%	0.47	2	0.00%	0	0.00%
Mesa	316,214	6.00%	158,496	5.83%	2.00	8,678	8.59%	1,418	6.95%
Paradise Valley	5,560	0.11%	5,877	0.22%	0.95	117	0.12%	15	0.07%
Peoria	9,708	0.18%	3,731	0.14%	2.60	195	0.19%	33	0.16%
Phoenix	3,808,875	72.29%	1,602,702	58.99%	2.38	61,353	60.75%	14,592	71.52%
Scottsdale	201,895	3.83%	176,846	6.51%	1.14	5,184	5.13%	634	3.11%
Sun City	3,595	0.07%	3,336	0.12%	1.08	75	0.07%	13	0.06%
Surprise	966	0.02%	3,089	0.11%	0.31	10	0.01%	0	0.00%
Tempe	557,596	10.58%	474,841	17.48%	1.17	17,294	17.12%	2,151	10.54%
Tolleson	2,294	0.04%	4,880	0.18%	0.47	50	0.05%	7	0.03%
Rural Connector Services	1,114	0.02%	17,000	0.63%	0.07	16	0.02%	10	0.05%
Total	5,268,906		2,716,977		1.94	100,987		20,404	

AVERAGE DAILY RIDERSHIP REPORT FOR DECEMBER 2007

Route	City	Single Ride Local Fare	Single Ride Express Fare	Youth Fare	Senior Fare	Disabled Fare	Youth Pass	Senior Pass	Disabled Pass	Monthly Pass	Free	All Day Pass	Total Passgrs	Revenue Miles	Passgrs Per Mile	Bikes	W/C	12/06 - Total Passgrs	% Difference
WEEKDAY LOCAL																			
0	Phoenix	60	17	0	0	0	213	70	2	2,520	413	1,865	5,160	1,669.5	3.1	69	24	5,400	-4.44%
1	Tempe	4	1	0	0	0	2	3	0	122	12	80	224	210.5	1.1	6	2	209	7.18%
1	Phoenix	14	4	0	0	0	7	9	1	402	39	265	741	646.0	1.1	20	7	623	18.94%
	<i>Total</i>	<i>18</i>	<i>5</i>	<i>0</i>	<i>0</i>	<i>0</i>	<i>9</i>	<i>12</i>	<i>1</i>	<i>524</i>	<i>51</i>	<i>345</i>	<i>965</i>	<i>856.5</i>	<i>1.1</i>	<i>26</i>	<i>9</i>	<i>832</i>	<i>15.99%</i>
3	Avondale	1	0	0	0	0	2	1	0	40	6	31	81	155.9	0.5	1	0	99	-18.18%
3	Phoenix	97	18	0	0	0	138	65	10	3,406	493	2,656	6,883	1,996.5	3.4	123	25	8,204	-16.10%
3	Tolleson	1	0	0	0	0	1	0	0	22	3	17	44	121.8	0.4	1	0	46	-4.35%
	<i>Total</i>	<i>99</i>	<i>18</i>	<i>0</i>	<i>0</i>	<i>0</i>	<i>141</i>	<i>66</i>	<i>10</i>	<i>3,468</i>	<i>502</i>	<i>2,704</i>	<i>7,008</i>	<i>2,274.2</i>	<i>3.1</i>	<i>125</i>	<i>25</i>	<i>8,349</i>	<i>-16.06%</i>
7	Phoenix	85	31	0	0	0	189	61	3	2,794	365	2,130	5,658	2,187.0	2.6	103	35	5,322	6.31%
8	Phoenix	47	21	0	0	0	49	57	3	1,634	258	1,255	3,324	1,145.8	2.9	52	23	3,089	7.61%
10	Phoenix	22	5	0	0	0	390	23	1	1,123	155	852	2,571	1,154.3	2.2	22	9	2,803	-8.28%
12	Phoenix	13	5	0	0	0	173	8	2	637	95	464	1,397	588.6	2.4	20	8	1,296	7.79%
13	Phoenix	19	2	0	0	0	33	4	0	705	65	541	1,369	863.3	1.6	23	2	1,195	14.56%
15	Phoenix	17	12	0	0	0	29	26	3	741	142	522	1,492	501.3	3.0	24	17	1,024	45.70%
16	Phoenix	72	21	0	0	0	236	50	4	2,891	498	2,250	6,022	1,836.9	3.3	89	20	5,655	6.49%
17	Scottsdale	6	2	0	0	0	21	5	0	278	36	227	575	214.7	2.7	7	2	505	13.86%
17	Phoenix	93	26	0	0	0	326	73	4	4,405	575	3,608	9,110	2,319.1	3.9	116	32	7,973	14.26%
	<i>Total</i>	<i>99</i>	<i>28</i>	<i>0</i>	<i>0</i>	<i>0</i>	<i>347</i>	<i>78</i>	<i>4</i>	<i>4,683</i>	<i>611</i>	<i>3,835</i>	<i>9,685</i>	<i>2,533.8</i>	<i>3.8</i>	<i>123</i>	<i>34</i>	<i>8,478</i>	<i>14.24%</i>
19	Phoenix	146	26	0	0	0	182	77	9	4,797	636	3,760	9,633	3,220.2	3.0	190	33	8,502	13.30%
27	Phoenix	55	12	0	0	0	94	60	2	2,443	340	1,899	4,905	1,603.0	3.1	79	12	4,285	14.47%
30	Tempe	46	5	0	0	0	16	2	2	943	142	682	1,838	730.7	2.5	68	8	1,203	52.78%
30	Mesa	59	7	0	0	0	21	3	2	1,208	181	873	2,354	1,267.3	1.9	87	10	1,776	32.55%
30	Phoenix	14	2	0	0	0	5	1	0	280	42	203	547	427.8	1.3	20	2	418	30.86%
	<i>Total</i>	<i>119</i>	<i>14</i>	<i>0</i>	<i>0</i>	<i>0</i>	<i>42</i>	<i>6</i>	<i>4</i>	<i>2,431</i>	<i>365</i>	<i>1,758</i>	<i>4,739</i>	<i>2,425.8</i>	<i>2.0</i>	<i>175</i>	<i>20</i>	<i>3,397</i>	<i>39.51%</i>
32	Phoenix	31	5	0	0	0	64	7	0	988	167	794	2,056	1,280.2	1.6	37	7	23	8839.13%
35	Phoenix	93	22	0	0	0	212	76	5	3,541	472	2,840	7,261	2,335.6	3.1	114	30	7,074	2.64%
41	Avondale	1	0	0	0	0	2	1	0	49	7	40	100	131.5	0.8	2	0	93	7.53%
41	Scottsdale	10	2	0	0	0	17	5	0	381	51	310	776	361.4	2.1	12	2	621	24.96%
41	Phoenix	132	27	0	0	0	215	69	3	4,905	655	3,990	9,996	2,663.8	3.8	160	30	9,389	6.47%
	<i>Total</i>	<i>143</i>	<i>29</i>	<i>0</i>	<i>0</i>	<i>0</i>	<i>234</i>	<i>75</i>	<i>3</i>	<i>5,335</i>	<i>713</i>	<i>4,340</i>	<i>10,872</i>	<i>3,156.7</i>	<i>3.4</i>	<i>174</i>	<i>32</i>	<i>10,103</i>	<i>7.61%</i>
43	Phoenix	53	11	0	0	0	106	10	3	2,074	163	1,770	4,190	1,163.2	3.6	66	13	2,893	44.83%
44	Tempe	7	1	0	0	0	5	0	0	276	31	191	511	201.4	2.5	10	1	508	0.59%
44	Paradise Valle	3	0	0	0	0	2	0	0	118	13	82	218	217.4	1.0	4	1	141	54.61%
44	Phoenix	37	5	0	0	0	24	2	0	1,377	157	954	2,556	1,128.5	2.3	52	7	2,213	15.50%
	<i>Total</i>	<i>47</i>	<i>6</i>	<i>0</i>	<i>0</i>	<i>0</i>	<i>31</i>	<i>2</i>	<i>0</i>	<i>1,771</i>	<i>201</i>	<i>1,227</i>	<i>3,285</i>	<i>1,547.3</i>	<i>2.1</i>	<i>66</i>	<i>9</i>	<i>2,862</i>	<i>14.78%</i>

AVERAGE DAILY RIDERSHIP REPORT FOR DECEMBER 2007

Route	City	Single Ride Local Fare	Single Ride Express Fare	Youth Fare	Senior Fare	Disabled Fare	Youth Pass	Senior Pass	Disabled Pass	Monthly Pass	Free	All Day Pass	Total Passgrs	Revenue Miles	Passgrs Per Mile	Bikes	W/C	12/06 - Total Passgrs	% Difference
45	Tempe	33	5	0	0	0	37	9	1	723	120	590	1,518	570.1	2.7	45	8	2,032	-25.30%
45	Mesa	21	3	0	0	0	23	6	1	455	75	371	955	1,061.8	0.9	28	5	1,109	-13.89%
45	Phoenix	26	4	0	0	0	29	7	1	560	93	457	1,177	817.8	1.4	35	6	1,433	-17.86%
	Total	80	12	0	0	0	89	22	3	1,738	288	1,418	3,650	2,449.7	1.5	108	19	4,574	-20.20%
50	Scottsdale	4	1	0	0	0	24	3	0	178	25	135	370	208.3	1.8	6	1	371	-0.27%
50	Phoenix	56	9	0	0	0	336	38	2	2,517	355	1,902	5,215	1,605.8	3.2	78	13	4,949	5.37%
	Total	60	10	0	0	0	360	41	2	2,695	380	2,037	5,585	1,814.1	3.1	84	14	5,320	4.98%
51	Glendale	9	2	0	0	0	11	3	1	338	37	274	675	364.8	1.9	9	2	480	40.63%
51	Phoenix	13	2	0	0	0	15	4	1	482	53	390	960	268.1	3.6	13	3	682	40.76%
	Total	22	4	0	0	0	26	7	2	820	90	664	1,635	632.9	2.6	22	5	1,162	40.71%
52	Phoenix	10	2	0	0	0	112	10	0	460	44	364	1,002	679.2	1.5	13	2	892	12.33%
56	Tempe	32	4	0	0	0	70	4	1	899	151	651	1,812	886.4	2.0	37	4	1,590	13.96%
56	Phoenix	6	1	0	0	0	14	1	0	174	29	126	351	435.6	0.8	7	1	264	32.95%
56	Guadalupe	5	1	0	0	0	11	1	0	141	24	102	285	113.8	2.5	6	1	219	30.14%
	Total	43	6	0	0	0	95	6	1	1,214	204	879	2,448	1,435.8	1.7	50	6	2,073	18.09%
59	Glendale	34	11	0	0	0	76	8	1	1,135	113	983	2,361	741.0	3.2	39	13	1,492	58.24%
59	Phoenix	23	8	0	0	0	52	5	1	777	77	673	1,616	371.1	4.4	27	9	979	65.07%
	Total	57	19	0	0	0	128	13	2	1,912	190	1,656	3,977	1,112.1	3.6	66	22	2,471	60.95%
60	Glendale	9	3	0	0	0	15	18	0	425	66	339	875	353.6	2.5	11	3	696	25.72%
60	Phoenix	19	7	0	0	0	33	39	1	931	144	744	1,918	704.5	2.7	24	7	1,521	26.10%
	Total	28	10	0	0	0	48	57	1	1,356	210	1,083	2,793	1,058.1	2.6	35	10	2,217	25.98%
61	Tempe	37	6	0	0	0	73	8	1	1,069	120	828	2,142	611.5	3.5	47	8	1,524	40.55%
61	Mesa	42	7	0	0	0	83	9	1	1,216	137	943	2,438	851.1	2.9	53	9	1,705	42.99%
61	Phoenix	42	7	0	0	0	84	9	1	1,219	137	945	2,444	1,005.5	2.4	54	9	1,776	37.61%
	Total	121	20	0	0	0	240	26	3	3,504	394	2,716	7,024	2,468.1	2.8	154	26	5,005	40.34%
62	Tempe	25	3	0	0	0	77	2	1	806	104	493	1,511	1,049.7	1.4	26	3	1,281	17.95%
65	Tempe	12	2	0	0	0	44	3	0	383	40	225	709	570.1	1.2	17	3	747	-5.09%
66	Tempe	21	4	0	0	0	53	3	0	503	78	320	982	898.4	1.1	31	5	869	13.00%
66	Scottsdale	6	1	0	0	0	15	1	0	148	23	94	288	354.4	0.8	9	1	213	35.21%
	Total	27	5	0	0	0	68	4	0	651	101	414	1,270	1,252.8	1.0	40	6	1,082	17.38%
67	Glendale	25	3	0	0	0	15	3	0	857	106	748	1,757	567.0	3.1	34	5	1,037	69.43%
67	Phoenix	22	3	0	0	0	13	3	0	751	93	656	1,541	440.4	3.5	30	4	1,130	36.37%
	Total	47	6	0	0	0	28	6	0	1,608	199	1,404	3,298	1,007.4	3.3	64	9	2,167	52.19%
70	Glendale	20	5	0	0	0	27	12	1	731	103	559	1,458	1,064.9	1.4	24	6	1,315	10.87%
70	Phoenix	97	23	0	0	0	129	58	6	3,541	498	2,706	7,058	1,949.8	3.6	118	30	5,737	23.03%
	Total	117	28	0	0	0	156	70	7	4,272	601	3,265	8,516	3,014.7	2.8	142	36	7,052	20.76%
72	Tempe	94	5	0	0	0	75	9	0	1,951	233	1,231	3,598	1,611.6	2.2	128	8	2,234	61.06%
72	Scottsdale	65	4	0	0	0	52	6	0	1,346	161	849	2,483	1,650.3	1.5	88	6	1,901	30.62%
72	Chandler	19	1	0	0	0	15	2	0	390	47	246	720	427.7	1.7	26	2	342	110.53%
	Total	178	10	0	0	0	142	17	0	3,687	441	2,326	6,801	3,689.6	1.8	242	16	4,477	51.91%

AVERAGE DAILY RIDERSHIP REPORT FOR DECEMBER 2007

Route	City	Single Ride Local Fare	Single Ride Express Fare	Youth Fare	Senior Fare	Disabled Fare	Youth Pass	Senior Pass	Disabled Pass	Monthly Pass	Free	All Day Pass	Total Passgrs	Revenue Miles	Passgrs Per Mile	Bikes	W/C	12/06 - Total Passgrs	% Difference
76	Tempe	4	1	0	0	0	9	1	0	119	13	81	228	255.4	0.9	5	1	178	28.09%
76	Scottsdale	7	1	0	0	0	17	1	0	218	24	150	418	670.3	0.6	10	1	339	23.30%
	<i>Total</i>	<i>11</i>	<i>2</i>	<i>0</i>	<i>0</i>	<i>0</i>	<i>26</i>	<i>2</i>	<i>0</i>	<i>337</i>	<i>37</i>	<i>231</i>	<i>646</i>	<i>925.7</i>	<i>0.7</i>	<i>15</i>	<i>2</i>	<i>517</i>	<i>24.95%</i>
77	Tempe	18	4	0	0	0	54	5	0	621	136	478	1,316	625.0	2.1	21	4	1,418	-7.19%
77	Mesa	2	1	0	0	0	6	1	0	74	16	57	157	96.0	1.6	3	0	165	-4.85%
77	Phoenix	14	3	0	0	0	42	4	0	481	105	370	1,019	723.3	1.4	16	3	892	14.24%
	<i>Total</i>	<i>34</i>	<i>8</i>	<i>0</i>	<i>0</i>	<i>0</i>	<i>102</i>	<i>10</i>	<i>0</i>	<i>1,176</i>	<i>257</i>	<i>905</i>	<i>2,492</i>	<i>1,444.3</i>	<i>1.7</i>	<i>40</i>	<i>7</i>	<i>2,475</i>	<i>0.69%</i>
80	Glendale	3	1	0	0	0	1	4	0	139	16	107	271	145.9	1.9	5	1	430	-36.98%
80	Phoenix	17	4	0	0	0	7	21	1	792	94	610	1,546	393.8	3.9	26	4	1,043	48.23%
	<i>Total</i>	<i>20</i>	<i>5</i>	<i>0</i>	<i>0</i>	<i>0</i>	<i>8</i>	<i>25</i>	<i>1</i>	<i>931</i>	<i>110</i>	<i>717</i>	<i>1,817</i>	<i>539.7</i>	<i>3.4</i>	<i>31</i>	<i>5</i>	<i>1,473</i>	<i>23.35%</i>
81	Tempe	67	7	0	0	0	113	3	1	1,236	186	801	2,414	1,272.6	1.9	92	8	1,681	43.60%
81	Scottsdale	35	3	0	0	0	59	2	1	649	98	421	1,268	1,698.1	0.7	48	4	1,028	23.35%
81	Chandler	7	1	0	0	0	11	0	0	124	19	80	242	138.9	1.7	9	1	139	74.10%
	<i>Total</i>	<i>109</i>	<i>11</i>	<i>0</i>	<i>0</i>	<i>0</i>	<i>183</i>	<i>5</i>	<i>2</i>	<i>2,009</i>	<i>303</i>	<i>1,302</i>	<i>3,924</i>	<i>3,109.6</i>	<i>1.3</i>	<i>149</i>	<i>13</i>	<i>2,848</i>	<i>37.78%</i>
84	Scottsdale	2	0	0	0	0	2	1	0	54	9	45	113	200.9	0.6	3	1	77	46.75%
90	Glendale	7	2	0	0	0	2	3	0	209	34	163	420	207.6	2.0	9	3	540	-22.22%
90	Phoenix	44	14	0	0	0	11	21	2	1,340	219	1,049	2,700	960.3	2.8	60	19	2,039	32.42%
	<i>Total</i>	<i>51</i>	<i>16</i>	<i>0</i>	<i>0</i>	<i>0</i>	<i>13</i>	<i>24</i>	<i>2</i>	<i>1,549</i>	<i>253</i>	<i>1,212</i>	<i>3,120</i>	<i>1,167.9</i>	<i>2.7</i>	<i>69</i>	<i>22</i>	<i>2,579</i>	<i>20.98%</i>
92	Tempe	22	3	0	0	0	138	9	0	823	121	619	1,735	1,424.9	1.2	33	4	1,194	45.31%
96	Mesa	20	3	0	0	0	25	3	0	569	66	451	1,137	515.1	2.2	26	4	791	43.74%
104	Mesa	33	7	0	0	0	11	12	1	774	127	629	1,594	584.6	2.7	46	10	1,249	27.62%
104	Chandler	11	2	0	0	0	4	4	0	252	41	205	519	290.1	1.8	15	3	316	64.24%
	<i>Total</i>	<i>44</i>	<i>9</i>	<i>0</i>	<i>0</i>	<i>0</i>	<i>15</i>	<i>16</i>	<i>1</i>	<i>1,026</i>	<i>168</i>	<i>834</i>	<i>2,113</i>	<i>874.7</i>	<i>2.4</i>	<i>61</i>	<i>13</i>	<i>1,565</i>	<i>35.02%</i>
106	Scottsdale	6	1	0	0	0	1	1	0	173	14	144	340	265.2	1.3	7	1	230	47.83%
106	Glendale	12	2	0	0	0	2	2	0	360	29	298	705	210.7	3.3	15	3	534	32.02%
106	Peoria	8	1	0	0	0	1	2	0	229	18	190	449	164.5	2.7	9	2	362	24.03%
106	Sun City	3	1	0	0	0	0	1	0	92	7	76	180	166.8	1.1	4	1	115	56.52%
106	Phoenix	51	10	0	0	0	8	10	1	1,565	125	1,298	3,068	1,316.4	2.3	64	11	2,277	34.74%
	<i>Total</i>	<i>80</i>	<i>15</i>	<i>0</i>	<i>0</i>	<i>0</i>	<i>12</i>	<i>16</i>	<i>1</i>	<i>2,419</i>	<i>193</i>	<i>2,006</i>	<i>4,742</i>	<i>2,123.6</i>	<i>2.2</i>	<i>99</i>	<i>18</i>	<i>3,518</i>	<i>34.79%</i>
108	Tempe	15	3	0	0	0	16	3	0	245	31	194	507	442.9	1.1	18	4	456	11.18%
108	Mesa	2	0	0	0	0	2	0	0	35	4	28	71	62.9	1.1	3	1	30	136.67%
108	Chandler	3	0	0	0	0	3	0	0	42	5	33	86	108.4	0.8	3	1	49	75.51%
108	Gilbert	3	0	0	0	0	3	1	0	44	6	35	92	263.0	0.3	3	1	57	61.40%
108	Guadalupe	4	1	0	0	0	4	1	0	65	8	51	134	86.7	1.5	5	1	75	78.67%
	<i>Total</i>	<i>27</i>	<i>4</i>	<i>0</i>	<i>0</i>	<i>0</i>	<i>28</i>	<i>5</i>	<i>0</i>	<i>431</i>	<i>54</i>	<i>341</i>	<i>890</i>	<i>963.9</i>	<i>0.9</i>	<i>32</i>	<i>8</i>	<i>667</i>	<i>33.43%</i>
112	Mesa	25	4	0	0	0	6	10	1	634	88	522	1,290	339.0	3.8	38	4	915	40.98%
112	Chandler	12	2	0	0	0	3	5	0	312	43	257	634	247.1	2.6	19	2	357	77.59%
	<i>Total</i>	<i>37</i>	<i>6</i>	<i>0</i>	<i>0</i>	<i>0</i>	<i>9</i>	<i>15</i>	<i>1</i>	<i>946</i>	<i>131</i>	<i>779</i>	<i>1,924</i>	<i>586.1</i>	<i>3.3</i>	<i>57</i>	<i>6</i>	<i>1,272</i>	<i>51.26%</i>
114	Scottsdale	2	0	0	0	0	0	0	0	62	6	53	123	245.1	0.5	1	0	85	44.71%
120	Mesa	14	5	0	0	0	5	2	0	355	64	307	752	358.5	2.1	17	7	480	56.67%
122	Phoenix	7	2	0	0	0	4	3	0	310	28	264	618	504.2	1.2	8	1	359	72.14%

AVERAGE DAILY RIDERSHIP REPORT FOR DECEMBER 2007

Route	City	Single Ride Local Fare	Single Ride Express Fare	Youth Fare	Senior Fare	Disabled Fare	Youth Pass	Senior Pass	Disabled Pass	Monthly Pass	Free	All Day Pass	Total Passgrs	Revenue Miles	Passgrs Per Mile	Bikes	W/C	12/06 - Total Passgrs	% Difference
128	Mesa	10	2	0	0	0	3	1	0	247	39	200	502	301.2	1.7	15	3	349	43.84%
131	Avondale	2	0	0	0	0	1	0	0	56	9	47	115	260.1	0.4	3	0	116	-0.86%
131	Phoenix	3	0	0	0	0	1	0	0	62	10	52	128	64.0	2.0	3	0	128	0.00%
131	Goodyear	0	0	0	0	0	0	0	0	10	2	9	21	70.7	0.3	1	0	22	-4.55%
131	Litchfield Park	0	0	0	0	0	0	0	0	2	0	2	4	6.0	0.7	0	0	5	-20.00%
131	Tolleson	1	0	0	0	0	0	0	0	29	5	25	60	79.8	0.8	2	0	62	-3.23%
	Total	6	0	0	0	0	2	0	0	159	26	135	328	480.6	0.7	9	0	333	-1.50%
136	Mesa	23	3	0	0	0	1	1	0	399	46	341	814	400.3	2.0	34	3	549	48.27%
136	Gilbert	10	1	0	0	0	1	0	0	170	19	145	346	396.0	0.9	14	1	180	92.22%
	Total	33	4	0	0	0	2	1	0	569	65	486	1,160	796.3	1.5	48	4	729	59.12%
138	Glendale	7	1	0	0	0	1	1	0	193	12	156	371	195.2	1.9	9	1	247	50.20%
138	Phoenix	27	4	0	0	0	4	3	0	745	45	604	1,432	891.9	1.6	35	5	1,002	42.91%
	Total	34	5	0	0	0	5	4	0	938	57	760	1,803	1,087.1	1.7	38	3	1,249	44.36%
154	Scottsdale	2	0	0	0	0	0	0	0	38	5	31	50	49.7	1.0	2	0	*Jul08	N/A
154	Phoenix	21	2	0	0	0	5	4	0	491	59	400	1,093	1,093.1	1.0	26	2	*Jul08	N/A
	Total	23	2	0	0	0	5	4	0	529	64	431	1,143	1,142.8	1.0	28	2	*Jul08	N/A
156	Mesa	2	0	0	0	0	0	0	0	30	4	24	60	26.0	2.3	3	0	*Jul08	N/A
156	Chandler	28	1	0	0	0	5	1	0	459	57	370	921	1,069.3	0.9	41	2	470	95.96%
156	Phoenix	8	0	0	0	0	2	0	0	132	16	106	264	391.4	0.7	12	1	128	106.25%
156	Gilbert	3	0	0	0	0	1	0	0	52	7	42	105	777.3	0.1	5	0	*Jul08	N/A
	Total	41	1	0	0	0	8	1	0	673	84	542	1,350	2,264.0	0.6	61	3	598	125.75%
170	Scottsdale	7	1	0	0	0	1	1	0	226	19	191	446	226.4	2.0	9	1	247	80.57%
170	Glendale	10	1	0	0	0	1	1	0	347	30	292	682	251.3	2.7	14	1	472	44.49%
170	Phoenix	55	5	0	0	0	4	7	1	1,817	155	1,533	3,577	1,043.5	3.4	73	7	2,474	44.58%
	Total	72	7	0	0	0	6	9	1	2,390	204	2,016	4,705	1,521.2	3.1	96	9	3,193	47.35%
186	Glendale	8	1	0	0	0	0	1	0	184	11	153	358	330.6	1.1	10	1	225	59.11%
186	Phoenix	28	4	0	0	0	2	5	2	621	38	517	1,217	911.2	1.3	34	3	755	61.19%
	Total	36	5	0	0	0	2	6	2	805	49	670	1,575	1,241.8	1.3	44	4	980	60.71%
Blue	Phoenix	45	10	0	0	0	125	31	2	1,710	170	1,191	3,284	2,275.1	1.4	51	11	3,761	-12.68%
Green	Avondale	0	0	0	0	0	3	0	0	25	4	20	52	152.8	0.3	1	0	63	-17.46%
Green	Scottsdale	6	2	0	0	0	41	6	0	323	53	253	684	295.6	2.3	8	3	652	4.91%
Green	Phoenix	101	36	0	0	0	639	87	2	5,062	828	3,972	10,727	2,265.7	4.7	120	42	10,445	2.70%
	Total	107	38	0	0	0	683	93	2	5,410	885	4,245	11,463	2,714.1	4.2	129	45	11,160	2.72%
Red	Tempe	28	6	0	0	0	41	16	1	1,003	108	632	1,835	837.0	2.2	34	7	1,953	-6.04%
Red	Mesa	20	4	0	0	0	30	12	1	720	78	454	1,319	421.3	3.1	24	5	1,366	-3.44%
Red	Phoenix	91	19	0	0	0	132	52	3	3,230	349	2,035	5,911	2,233.0	2.6	108	22	5,995	-1.40%
	Total	139	29	0	0	0	203	80	5	4,953	535	3,121	9,065	3,491.3	2.6	166	34	9,314	-2.67%
TOTAL FIXED ROUTES		3,091	619	0	0	0	6,001	1,418	101	101,586	13,476	77,958	204,335	86,876.8	2.4	3,966	768	174,668	
		1.5%	0.3%	0.0%	0.0%	0.0%	2.9%	0.7%	0.0%	49.7%	6.6%	38.2%							

CIRCULATORS

ALEX	Phoenix	0	0	0	0	0	0	0	0	0	1,069	0	1,069	1,403.5	0.8	4	0	114	837.72%
------	---------	---	---	---	---	---	---	---	---	---	-------	---	-------	---------	-----	---	---	-----	---------

AVERAGE DAILY RIDERSHIP REPORT FOR DECEMBER 2007

Route	City	Single Ride Local Fare	Single Ride Express Fare	Youth Fare	Senior Fare	Disabled Fare	Youth Pass	Senior Pass	Disabled Pass	Monthly Pass	Free	All Day Pass	Total Passgrs	Revenue Miles	Passgrs Per Mile	Bikes	W/C	12/06 - Total Passgrs	% Difference
DASH	Phoenix	0	0	0	0	0	0	0	0	0	1,719	0	1,719	469.3	3.7	0	26	1,436	19.71%
EARTH	Tempe	0	0	0	0	0	0	0	0	0	721	0	721	1,098.3	0.7	16	2	*Sep08	N/A
FLASH	Tempe	0	0	0	0	0	0	0	0	0	1,550	0	1,550	1,014.8	1.5	1	0	2,200	-29.55%
GUS	Glendale	0	0	0	0	0	0	0	0	0	0	0	316	335.7	0.9	1	8	306	3.27%
MARS	Tempe	0	0	0	0	0	0	0	0	0	248	0	248	864.0	0.3	5	1	*Nov08	N/A
MARY	Phoenix	0	0	0	0	0	0	0	0	0	1,668	0	1,668	1,419.1	1.2	12	5	*Jul08	N/A
MERCURY	Tempe	0	0	0	0	0	0	0	0	0	1,718	0	1,718	1,051.8	1.6	48	2	*Jul08	N/A
SMART	Phoenix	0	0	0	0	0	0	0	0	0	1,153	0	1,153	744.9	1.5	14	4	*Jul08	N/A
VENUS	Tempe	0	0	0	0	0	0	0	0	0	747	0	747	820.9	0.9	15	2	*Jul08	N/A
TOTAL CIRCULATORS		0	0	0	0	0	0	0	0	0	10,593	0	10,909	9,222	1.2	116	50	4,056	
LIMITED SERVICE RTS																			
7th Street Limited		5	0	0	0	0	4	1	0	112	11	59	192	120.2	1.6	3	1	188	2.13%
Grand Ave Limited																			
Glendale		0	0	0	0	0	0	0	0	11	1	2	14	55.3	0.3	0	0	15	-6.67%
Peoria		0	0	0	0	0	0	0	0	29	1	5	35	22.0	1.6	0	0	43	-18.60%
Phoenix		1	0	0	0	0	0	0	0	52	2	9	64	59.5	1.1	1	0	68	-5.88%
Surprise		0	0	0	0	0	0	0	0	0	0	0	0	2.5	0.0	0	0	0	
Total		1	0	0	0	0	0	0	0	92	4	16	113	139.3	0.8	1	0	126	-10.32%
TOTAL LIMITED RTS		6	0	0	0	0	4	1	0	204	15	75	305	259.5	1.2	4	1	314	
RURAL ROUTES																			
Ajo/Gila Bend Connector		0	0	0	0	0	0	0	0	0	0	0	37	520.0	0.1	0	0	26	42.31%
Wickenburg Connector		0	0	0	0	0	0	0	0	0	0	0	12	265.0	0.0	1	0	9	33.33%
TOTAL LOCAL		3,097	619	0	0	0	6,005	1,419	101	101,790	24,084	78,033	215,598	97,143.3	2.2	4,087	819	179,073	
		<i>1.4%</i>	<i>0.3%</i>	<i>0.0%</i>	<i>0.0%</i>	<i>0.0%</i>	<i>2.8%</i>	<i>0.7%</i>	<i>0.0%</i>	<i>47.3%</i>	<i>11.2%</i>	<i>36.3%</i>							
WEEKDAY EXPRESS																			
SR51 Rapid	Phoenix	0	3	0	0	0	0	1	0	478	17	4	503	458.2	1.1	3	0	609	-17.41%
I-10 East Rapid	Phoenix	0	3	0	0	0	0	0	0	559	18	6	586	574.2	1.0	5	1	791	-25.92%
I-10 West Rapid	Phoenix	0	2	0	0	0	1	1	0	473	18	6	501	327.3	1.5	3	0	600	-16.50%
I-17 Rapid	Phoenix	0	6	0	0	0	0	0	1	755	18	18	798	677.7	1.2	7	1	1,071	-25.49%

AVERAGE DAILY RIDERSHIP REPORT FOR DECEMBER 2007

Route	City	Single Ride Local Fare	Single Ride Express Fare	Youth Fare	Senior Fare	Disabled Fare	Youth Pass	Senior Pass	Disabled Pass	Monthly Pass	Free	All Day Pass	Total Passgrs	Revenue Miles	Passgrs Per Mile	Bikes	W/C	12/06 - Total Passgrs	% Difference
510	Scottsdale	0	1	0	0	0	0	0	0	27	1	1	30	31.0	1.0	0	0	33	-9.09%
510	Phoenix	0	1	0	0	0	0	0	0	31	1	1	34	42.9	0.8	1	0	43	-20.93%
	<i>Total</i>	<i>0</i>	<i>2</i>	<i>0</i>	<i>0</i>	<i>0</i>	<i>0</i>	<i>0</i>	<i>0</i>	<i>58</i>	<i>2</i>	<i>2</i>	<i>64</i>	<i>73.9</i>	<i>0.9</i>	<i>1</i>	<i>0</i>	<i>76</i>	<i>-15.79%</i>
512	Scottsdale	0	0	0	0	0	0	0	0	8	1	1	10	46.8	0.2	0	0	19	-47.37%
512	Fountain Hills	0	0	0	0	0	0	0	0	4	0	1	5	18.6	0.3	0	0	7	-28.57%
512	Phoenix	0	0	0	0	0	0	0	0	25	3	3	31	68.7	0.5	0	0	43	-27.91%
	<i>Total</i>	<i>0</i>	<i>0</i>	<i>0</i>	<i>0</i>	<i>0</i>	<i>0</i>	<i>0</i>	<i>0</i>	<i>37</i>	<i>4</i>	<i>5</i>	<i>46</i>	<i>134.1</i>	<i>0.3</i>	<i>0</i>	<i>0</i>	<i>69</i>	<i>-33.33%</i>
520	Tempe	0	1	0	0	0	0	0	1	41	1	1	45	56.3	0.8	1	0	55	-18.18%
520	Phoenix	0	1	0	0	0	0	0	0	34	1	1	37	99.9	0.4	1	0	46	-19.57%
	<i>Total</i>	<i>0</i>	<i>2</i>	<i>0</i>	<i>0</i>	<i>0</i>	<i>0</i>	<i>0</i>	<i>1</i>	<i>75</i>	<i>2</i>	<i>2</i>	<i>82</i>	<i>156.2</i>	<i>0.5</i>	<i>2</i>	<i>0</i>	<i>101</i>	<i>-18.81%</i>
521	Tempe	0	2	0	0	0	0	0	0	78	3	1	84	100.1	0.8	2	0	137	-38.69%
521	Phoenix	0	1	0	0	0	0	0	0	56	2	1	60	160.0	0.4	1	0	98	-38.78%
	<i>Total</i>	<i>0</i>	<i>3</i>	<i>0</i>	<i>0</i>	<i>0</i>	<i>0</i>	<i>0</i>	<i>0</i>	<i>134</i>	<i>5</i>	<i>2</i>	<i>144</i>	<i>260.1</i>	<i>0.6</i>	<i>3</i>	<i>0</i>	<i>235</i>	<i>-38.72%</i>
531	Tempe	0	0	0	0	0	0	0	0	0	0	0	0	80.8	0.0	0	0	N/A	N/A
531	Mesa	0	1	0	0	0	0	0	0	73	3	5	82	104.6	0.8	2	0	88	-6.82%
531	Phoenix	0	1	0	0	0	0	0	1	80	3	5	90	210.0	0.4	2	0	106	-15.09%
531	Gilbert	0	0	0	0	0	0	0	0	29	1	2	32	28.0	1.1	1	0	35	-8.57%
	<i>Total</i>	<i>0</i>	<i>2</i>	<i>0</i>	<i>0</i>	<i>0</i>	<i>0</i>	<i>0</i>	<i>1</i>	<i>182</i>	<i>7</i>	<i>12</i>	<i>204</i>	<i>423.4</i>	<i>0.5</i>	<i>5</i>	<i>0</i>	<i>229</i>	<i>-10.92%</i>
532	Tempe	0	0	0	0	0	0	0	0	11	0	1	12	35.1	0.3	0	0	14	-14.29%
532	Mesa	0	2	0	0	0	0	0	0	78	3	6	89	107.6	0.8	3	0	86	3.49%
532	Phoenix	0	1	0	0	0	0	0	0	61	2	5	69	88.7	0.8	2	0	60	15.00%
	<i>Total</i>	<i>0</i>	<i>3</i>	<i>0</i>	<i>0</i>	<i>0</i>	<i>0</i>	<i>0</i>	<i>0</i>	<i>150</i>	<i>5</i>	<i>12</i>	<i>170</i>	<i>231.4</i>	<i>0.7</i>	<i>5</i>	<i>0</i>	<i>160</i>	<i>6.25%</i>
533	Tempe	0	0	0	0	0	0	0	0	0	0	0	0	90.6	0.0	0	0	N/A	N/A
533	Mesa	0	2	0	0	0	0	0	0	145	3	3	153	85.3	1.8	2	0	134	14.18%
533	Phoenix	0	1	0	0	0	0	0	0	99	2	2	104	142.5	0.7	2	1	102	1.96%
	<i>Total</i>	<i>0</i>	<i>3</i>	<i>0</i>	<i>0</i>	<i>0</i>	<i>0</i>	<i>0</i>	<i>0</i>	<i>244</i>	<i>5</i>	<i>5</i>	<i>257</i>	<i>318.4</i>	<i>0.8</i>	<i>4</i>	<i>1</i>	<i>236</i>	<i>8.90%</i>
540	Tempe	0	1	0	0	0	0	0	0	28	2	2	33	34.1	1.0	1	0	32	3.13%
540	Chandler	0	0	0	0	0	0	0	0	11	1	1	13	44.1	0.3	1	0	13	0.00%
540	Phoenix	0	2	0	0	0	0	0	0	75	4	4	85	150.8	0.6	4	0	71	19.72%
	<i>Total</i>	<i>0</i>	<i>3</i>	<i>0</i>	<i>0</i>	<i>0</i>	<i>0</i>	<i>0</i>	<i>0</i>	<i>114</i>	<i>7</i>	<i>7</i>	<i>131</i>	<i>229.0</i>	<i>0.6</i>	<i>6</i>	<i>0</i>	<i>116</i>	<i>12.93%</i>
541	Mesa	0	1	0	0	0	0	0	0	76	3	3	83	39.3	2.1	2	0	63	31.75%
541	Chandler	0	1	0	0	0	0	0	0	80	3	3	87	79.7	1.1	2	0	83	4.82%
541	Phoenix	0	2	0	0	0	1	0	0	133	5	6	147	228.1	0.6	4	0	133	10.53%
541	Tempe	0	0	0	0	0	0	0	0	0	0	0	0	66.9	0.0	0	0	N/A	N/A
	<i>Total</i>	<i>0</i>	<i>4</i>	<i>0</i>	<i>0</i>	<i>0</i>	<i>1</i>	<i>0</i>	<i>0</i>	<i>289</i>	<i>11</i>	<i>12</i>	<i>317</i>	<i>414.0</i>	<i>0.8</i>	<i>8</i>	<i>0</i>	<i>279</i>	<i>13.62%</i>
560	Avondale	0	0	0	0	0	0	0	0	14	1	1	16	24.6	0.7	0	0	20	-20.00%
560	Phoenix	0	1	0	0	0	0	0	0	46	3	3	53	66.3	0.8	1	0	64	-17.19%
560	Tolleson	0	0	0	0	0	0	0	0	2	0	0	2	11.9	0.2	0	0	3	-33.33%
	<i>Total</i>	<i>0</i>	<i>1</i>	<i>0</i>	<i>0</i>	<i>0</i>	<i>0</i>	<i>0</i>	<i>0</i>	<i>62</i>	<i>4</i>	<i>4</i>	<i>71</i>	<i>102.8</i>	<i>0.7</i>	<i>1</i>	<i>0</i>	<i>87</i>	<i>-18.39%</i>
570	Glendale	0	0	0	0	0	0	0	0	9	0	1	10	12.5	0.8	0	0	12	-16.67%
570	Phoenix	0	0	0	0	0	0	0	0	19	1	3	23	61.6	0.4	0	0	33	-30.30%
	<i>Total</i>	<i>0</i>	<i>0</i>	<i>0</i>	<i>0</i>	<i>0</i>	<i>0</i>	<i>0</i>	<i>0</i>	<i>28</i>	<i>1</i>	<i>4</i>	<i>33</i>	<i>74.1</i>	<i>0.4</i>	<i>0</i>	<i>0</i>	<i>45</i>	<i>-26.67%</i>
571	Phoenix	0	1	0	0	0	0	0	0	35	2	2	40	50.7	0.8	1	0	44	-9.09%
571	Surprise	0	0	0	0	0	0	0	0	31	2	2	35	44.5	0.8	0	0	42	-16.67%

AVERAGE DAILY RIDERSHIP REPORT FOR DECEMBER 2007

Route	City	Single Ride Local Fare	Single Ride Express Fare	Youth Fare	Senior Fare	Disabled Fare	Youth Pass	Senior Pass	Disabled Pass	Monthly Pass	Free	All Day Pass	Total Passgrs	Revenue Miles	Passgrs Per Mile	Bikes	W/C	12/06 - Total Passgrs	% Difference
	<i>Total</i>	0	1	0	0	0	0	0	0	66	4	4	75	95.2	0.8	1	0	86	-12.79%
572	Scottsdale	0	2	0	0	0	0	0	0	10	0	0	12	156.1	0.1	0	0	*Jul08	N/A
572	Glendale	0	1	0	0	0	0	0	0	6	0	0	7	154.5	0.0	0	0	*Jul08	N/A
572	Surprise	0	2	0	0	0	0	0	0	11	0	1	14	107.5	0.1	0	0	*Jul08	N/A
	<i>Total</i>	0	5	0	0	0	0	0	0	27	0	1	33	418.1	0.1	0	0	0	N/A
573	Glendale	0	1	0	0	0	0	0	0	49	1	0	51	259.1	0.2	0	0	*Jul08	N/A
573	Phoenix	0	1	0	0	0	0	0	0	38	1	0	40	129.6	0.3	0	0	*Jul08	N/A
	<i>Total</i>	0	2	0	0	0	0	0	0	87	2	0	91	388.7	0.2	0	0	0	N/A
581	Glendale	0	0	0	0	0	0	0	0	13	0	1	14	9.7	1.4	0	0	18	-22.22%
581	Phoenix	0	2	0	0	0	0	0	0	53	2	2	59	100.7	0.6	1	1	87	-32.18%
	<i>Total</i>	0	2	0	0	0	0	0	0	66	2	3	73	110.4	0.7	1	1	105	-30.48%
582	Phoenix	0	0	0	0	0	0	0	0	41	2	2	45	145.6	0.3	0	0	97	-53.61%
590	Phoenix	0	1	0	0	0	0	0	1	64	3	7	76	160.2	0.5	1	0	109	-30.28%
TOTAL EXPRESS		0 <i>0.0%</i>	48 <i>1.1%</i>	0 <i>0.0%</i>	0 <i>0.0%</i>	0 <i>0.0%</i>	2 <i>0.0%</i>	2 <i>0.0%</i>	4 <i>0.1%</i>	3,989 <i>92.8%</i>	137 <i>3.2%</i>	118 <i>2.7%</i>	4,300	5,773	0.7	56	4	5,101	-15.70%
TOTAL WEEKDAY		3,097 <i>1.4%</i>	667 <i>0.3%</i>	0 <i>0.0%</i>	0 <i>0.0%</i>	0 <i>0.0%</i>	6,007 <i>2.7%</i>	1,421 <i>0.6%</i>	105 <i>0.0%</i>	105,779 <i>48.2%</i>	24,221 <i>11.0%</i>	78,151 <i>35.6%</i>	219,898	102,916.3	2.1	4,143	823	184,174	
SATURDAY																			
0	Phoenix	44	12	0	0	0	58	24	3	1,882	202	1,448	3,673	1,478.4	2.5	34	10	3,153	16.49%
1	Tempe	2	1	0	0	0	1	4	0	42	5	29	84	107.0	0.8	2	1	127	-33.86%
1	Phoenix	7	4	0	0	0	2	14	0	136	15	94	272	327.8	0.8	7	2	278	-2.16%
	<i>Total</i>	9	5	0	0	0	3	18	0	178	20	123	356	434.8	0.8	9	3	405	-12.10%
3	Avondale	1	0	0	0	0	1	0	0	27	7	21	57	162.6	0.4	1	0	80	-28.75%
3	Phoenix	64	12	0	0	0	37	22	3	1,686	459	1,345	3,628	1,035.8	3.5	64	13	4,270	-15.04%
3	Tolleson	1	0	0	0	0	0	0	0	15	4	12	32	121.8	0.3	1	0	35	-8.57%
	<i>Total</i>	66	12	0	0	0	38	22	3	1,728	470	1,378	3,717	1,320.2	2.8	66	13	4,385	-15.23%
7	Phoenix	54	23	0	0	0	35	21	1	1,415	288	1,131	2,968	1,544.7	1.9	51	14	2,754	7.77%
8	Phoenix	32	16	0	0	0	15	43	2	1,100	176	833	2,217	1,128.2	2.0	28	13	1,887	17.49%
10	Phoenix	14	3	0	0	0	32	9	1	612	117	486	1,274	1,009.0	1.3	13	4	1,225	4.00%
12	Phoenix	10	3	0	0	0	13	12	0	361	44	291	734	392.4	1.9	9	2	474	54.85%
13	Phoenix	16	3	0	0	0	14	4	0	466	51	366	920	806.2	1.1	11	2	663	38.76%
15	Phoenix	16	14	0	0	0	13	2	3	732	99	520	1,399	501.3	2.8	16	11	878	59.34%
16	Phoenix	33	14	0	0	0	45	31	3	1,587	309	1,197	3,219	1,219.5	2.6	44	15	2,911	10.58%
17	Scottsdale	5	2	0	0	0	6	2	0	177	51	142	385	198.0	1.9	6	1	499	-22.85%
17	Phoenix	49	15	0	0	0	60	17	1	1,779	513	1,428	3,862	1,198.0	3.2	57	15	4,123	-6.33%

AVERAGE DAILY RIDERSHIP REPORT FOR DECEMBER 2007

Route	City	Single Ride Local Fare	Single Ride Express Fare	Youth Fare	Senior Fare	Disabled Fare	Youth Pass	Senior Pass	Disabled Pass	Monthly Pass	Free	All Day Pass	Total Passgrs	Revenue Miles	Passgrs Per Mile	Bikes	W/C	12/06 - Total Passgrs	% Difference
	<i>Total</i>	54	17	0	0	0	66	19	1	1,956	564	1,570	4,247	1,396.0	3.0	63	16	4,622	-8.11%
19	Phoenix	73	13	0	0	0	47	31	2	2,399	410	1,919	4,894	1,713.6	2.9	74	17	4,888	0.12%
27	Phoenix	42	9	0	0	0	40	28	0	1,736	348	1,380	3,583	1,501.4	2.4	44	8	2,825	26.83%
30	Tempe	31	4	0	0	0	11	4	1	501	84	365	1,001	587.6	1.7	37	5	665	50.53%
30	Mesa	53	6	0	0	0	18	6	2	845	142	615	1,687	1,250.9	1.3	62	8	1,211	39.31%
30	Phoenix	8	1	0	0	0	3	1	0	122	21	89	245	428.3	0.6	9	1	219	11.87%
	<i>Total</i>	92	11	0	0	0	32	11	3	1,468	247	1,069	2,933	2,266.8	1.3	108	14	2,095	40.00%
32	Phoenix	24	4	0	0	0	10	7	0	670	105	550	1,370	1,273.5	1.1	23	2	*Jul08	N/A
35	Phoenix	80	16	0	0	0	61	77	2	2,801	452	2,233	5,722	1,742.8	3.3	61	19	4,795	19.33%
41	Avondale	1	0	0	0	0	0	0	0	23	4	18	46	102.9	0.4	1	0	31	48.39%
41	Scottsdale	6	1	0	0	0	4	2	0	221	37	176	447	259.6	1.7	6	1	417	7.19%
41	Phoenix	88	20	0	0	0	60	25	2	3,075	518	2,450	6,238	1,413.5	4.4	86	15	4,740	31.60%
	<i>Total</i>	95	21	0	0	0	64	27	2	3,319	559	2,644	6,731	1,776.0	3.8	93	16	5,188	29.74%
43	Phoenix	40	8	0	0	0	24	5	2	1,246	134	1,049	2,508	1,066.3	2.4	39	17	1,585	58.23%
44	Tempe	4	1	0	0	0	2	2	0	130	22	88	249	136.8	1.8	5	1	262	-4.96%
44	Paradise Valley	1	0	0	0	0	1	1	0	36	6	25	70	147.5	0.5	1	0	109	-35.78%
44	Phoenix	22	4	0	0	0	10	10	0	680	117	462	1,305	770.5	1.7	28	3	1,320	-1.14%
	<i>Total</i>	27	5	0	0	0	13	13	0	846	145	575	1,624	1,054.8	1.5	34	4	1,691	-3.96%
45	Tempe	8	1	0	0	0	5	1	1	156	40	128	340	413.7	0.8	10	2	424	-19.81%
45	Mesa	27	4	0	0	0	17	4	2	517	134	427	1,132	968.2	1.2	35	6	1,097	3.19%
45	Phoenix	21	3	0	0	0	13	3	1	403	104	333	881	569.5	1.5	27	5	1,026	-14.13%
	<i>Total</i>	56	8	0	0	0	35	8	4	1,076	278	888	2,353	1,951.4	1.2	72	13	2,547	-7.62%
50	Scottsdale	2	0	0	0	0	2	2	0	89	16	61	172	87.7	2.0	2	0	171	0.58%
50	Phoenix	42	6	0	0	0	44	44	0	1,586	281	1,096	3,099	1,034.3	3.0	44	8	2,651	16.90%
	<i>Total</i>	44	6	0	0	0	46	46	0	1,675	297	1,157	3,271	1,122.0	2.9	46	8	2,822	15.91%
51	Glendale	4	1	0	0	0	2	0	1	131	6	111	256	182.4	1.4	4	0	154	66.23%
51	Phoenix	7	1	0	0	0	4	1	1	224	10	190	438	134.1	3.3	6	1	295	48.47%
	<i>Total</i>	11	2	0	0	0	6	1	2	355	16	301	694	316.5	2.2	10	1	449	54.57%
52	Phoenix	5	2	0	0	0	16	9	0	264	35	218	549	452.7	1.2	4	1	372	47.58%
56	Tempe	13	2	0	0	0	26	4	0	353	33	276	707	656.4	1.1	15	2	915	-22.73%
56	Phoenix	9	1	0	0	0	18	3	0	237	22	186	476	309.2	1.5	10	1	583	-18.35%
56	Guadalupe	1	0	0	0	0	2	0	0	25	2	20	50	89.0	0.6	1	0	23	117.39%
	<i>Total</i>	23	3	0	0	0	46	7	0	615	57	482	1,233	1,054.6	1.2	26	3	1,521	-18.93%
59	Glendale	22	9	0	0	0	17	7	1	765	72	655	1,548	712.4	2.2	24	11	1,109	39.59%
59	Phoenix	11	4	0	0	0	9	3	0	391	37	335	790	351.9	2.2	12	5	459	72.11%
	<i>Total</i>	33	13	0	0	0	26	10	1	1,156	109	990	2,338	1,064.3	2.2	36	16	1,568	49.11%
60	Glendale	9	3	0	0	0	8	12	1	370	72	302	777	343.5	2.3	7	3	438	77.40%
60	Phoenix	18	6	0	0	0	16	26	1	782	152	638	1,639	698.6	2.3	14	6	1,123	45.95%
	<i>Total</i>	27	9	0	0	0	24	38	2	1,152	224	940	2,416	1,042.1	2.3	21	9	1,561	54.77%

AVERAGE DAILY RIDERSHIP REPORT FOR DECEMBER 2007

Route	City	Single Ride Local Fare	Single Ride Express Fare	Youth Fare	Senior Fare	Disabled Fare	Youth Pass	Senior Pass	Disabled Pass	Monthly Pass	Free	All Day Pass	Total Passgrs	Revenue Miles	Passgrs Per Mile	Bikes	W/C	12/06 - Total Passgrs	% Difference
61	Tempe	30	6	0	0	0	27	4	1	625	102	480	1,275	442.5	2.9	30	6	948	34.49%
61	Mesa	39	8	0	0	0	35	5	1	811	132	623	1,654	954.6	1.7	40	8	1,047	57.98%
61	Phoenix	34	7	0	0	0	30	4	1	707	115	543	1,441	721.3	2.0	34	7	828	74.03%
	<i>Total</i>	<i>103</i>	<i>21</i>	<i>0</i>	<i>0</i>	<i>0</i>	<i>92</i>	<i>13</i>	<i>3</i>	<i>2,143</i>	<i>349</i>	<i>1,646</i>	<i>4,370</i>	<i>2,118.4</i>	<i>2.1</i>	<i>104</i>	<i>21</i>	<i>2,823</i>	<i>54.80%</i>
62	Tempe	12	2	0	0	0	42	10	1	402	66	249	784	815.1	1.0	14	2	745	5.23%
65	Tempe	10	3	0	0	0	22	1	1	238	11	164	450	586.0	0.8	11	2	347	29.68%
66	Tempe	11	3	0	0	0	17	0	1	244	23	156	455	901.7	0.5	13	3	409	11.25%
66	Scottsdale	7	2	0	0	0	11	0	0	151	14	97	282	359.6	0.8	8	2	238	18.49%
	<i>Total</i>	<i>18</i>	<i>5</i>	<i>0</i>	<i>0</i>	<i>0</i>	<i>28</i>	<i>0</i>	<i>1</i>	<i>395</i>	<i>37</i>	<i>253</i>	<i>737</i>	<i>1,261.3</i>	<i>0.6</i>	<i>21</i>	<i>5</i>	<i>647</i>	<i>13.91%</i>
67	Glendale	16	2	0	0	0	8	2	0	549	50	485	1,112	577.0	1.9	18	3	742	49.87%
67	Phoenix	14	2	0	0	0	7	2	0	473	44	418	960	286.3	3.4	15	3	688	39.53%
	<i>Total</i>	<i>30</i>	<i>4</i>	<i>0</i>	<i>0</i>	<i>0</i>	<i>15</i>	<i>4</i>	<i>0</i>	<i>1,022</i>	<i>94</i>	<i>903</i>	<i>2,072</i>	<i>863.3</i>	<i>2.4</i>	<i>33</i>	<i>6</i>	<i>1,430</i>	<i>44.90%</i>
70	Glendale	13	3	0	0	0	9	10	1	464	73	351	924	789.8	1.2	13	3	652	41.72%
70	Phoenix	55	15	0	0	0	38	42	5	2,026	319	1,535	4,035	1,264.6	3.2	55	14	3,135	28.71%
	<i>Total</i>	<i>68</i>	<i>18</i>	<i>0</i>	<i>0</i>	<i>0</i>	<i>47</i>	<i>52</i>	<i>6</i>	<i>2,490</i>	<i>392</i>	<i>1,886</i>	<i>4,959</i>	<i>2,054.4</i>	<i>2.4</i>	<i>68</i>	<i>17</i>	<i>3,787</i>	<i>30.95%</i>
72	Tempe	48	3	0	0	0	37	6	0	1,029	125	686	1,934	1,005.3	1.9	58	4	1,349	43.37%
72	Scottsdale	40	3	0	0	0	31	5	0	862	104	575	1,620	1,007.7	1.6	49	4	1,135	42.73%
72	Chandler	10	1	0	0	0	8	1	0	211	26	141	398	262.5	1.5	12	1	180	121.11%
	<i>Total</i>	<i>98</i>	<i>7</i>	<i>0</i>	<i>0</i>	<i>0</i>	<i>76</i>	<i>12</i>	<i>0</i>	<i>2,102</i>	<i>255</i>	<i>1,402</i>	<i>3,952</i>	<i>2,275.5</i>	<i>1.7</i>	<i>119</i>	<i>9</i>	<i>2,664</i>	<i>48.35%</i>
76	Tempe	4	1	0	0	0	4	2	0	110	18	84	223	255.4	0.9	3	1	163	36.81%
76	Scottsdale	4	1	0	0	0	4	1	0	97	16	73	196	670.3	0.3	3	1	141	39.01%
	<i>Total</i>	<i>8</i>	<i>2</i>	<i>0</i>	<i>0</i>	<i>0</i>	<i>8</i>	<i>3</i>	<i>0</i>	<i>207</i>	<i>34</i>	<i>157</i>	<i>419</i>	<i>925.7</i>	<i>0.5</i>	<i>6</i>	<i>2</i>	<i>304</i>	<i>37.83%</i>
77	Tempe	4	1	0	0	0	13	1	0	185	51	144	399	481.4	0.8	4	1	516	-22.67%
77	Mesa	0	0	0	0	0	2	0	0	22	6	17	47	87.4	0.5	1	0	143	-67.13%
77	Phoenix	9	3	0	0	0	34	1	1	473	129	367	1,017	702.3	1.4	11	2	1,047	-2.87%
	<i>Total</i>	<i>13</i>	<i>4</i>	<i>0</i>	<i>0</i>	<i>0</i>	<i>49</i>	<i>2</i>	<i>1</i>	<i>680</i>	<i>186</i>	<i>528</i>	<i>1,463</i>	<i>1,271.1</i>	<i>1.2</i>	<i>16</i>	<i>3</i>	<i>1,706</i>	<i>-14.24%</i>
80	Glendale	3	0	0	0	0	1	1	0	86	18	66	175	143.5	1.2	2	1	326	-46.32%
80	Phoenix	15	2	0	0	0	4	7	1	462	99	354	944	388.0	2.4	12	5	575	64.17%
	<i>Total</i>	<i>18</i>	<i>2</i>	<i>0</i>	<i>0</i>	<i>0</i>	<i>5</i>	<i>8</i>	<i>1</i>	<i>548</i>	<i>117</i>	<i>420</i>	<i>1,119</i>	<i>531.5</i>	<i>2.1</i>	<i>14</i>	<i>6</i>	<i>901</i>	<i>24.20%</i>
81	Tempe	28	4	0	0	0	27	2	1	556	86	378	1,082	464.1	2.3	32	6	653	65.70%
81	Scottsdale	14	2	0	0	0	13	1	0	276	43	188	537	628.0	0.9	16	3	428	25.47%
	<i>Total</i>	<i>42</i>	<i>6</i>	<i>0</i>	<i>0</i>	<i>0</i>	<i>40</i>	<i>3</i>	<i>1</i>	<i>832</i>	<i>129</i>	<i>566</i>	<i>1,619</i>	<i>1,092.1</i>	<i>1.5</i>	<i>48</i>	<i>9</i>	<i>1,081</i>	<i>49.77%</i>
84	Scottsdale	1	1	0	0	0	3	1	0	43	4	37	90	200.9	0.4	1	1	37	143.24%
90	Glendale	5	1	0	0	0	1	1	0	109	22	90	229	207.6	1.1	3	1	295	-22.37%
90	Phoenix	42	9	0	0	0	12	10	1	1,011	203	835	2,123	960.3	2.2	31	9	1,238	71.49%
	<i>Total</i>	<i>47</i>	<i>10</i>	<i>0</i>	<i>0</i>	<i>0</i>	<i>13</i>	<i>11</i>	<i>1</i>	<i>1,120</i>	<i>225</i>	<i>925</i>	<i>2,352</i>	<i>1,167.9</i>	<i>2.0</i>	<i>34</i>	<i>10</i>	<i>1,533</i>	<i>53.42%</i>
92	Tempe	14	4	0	0	0	72	1	0	588	84	441	1,204	1,092.7	1.1	15	4	847	42.15%
96	Mesa	12	2	0	0	0	8	3	0	394	35	320	774	515.1	1.5	10	3	636	21.70%
104	Mesa	14	6	0	0	0	7	2	0	517	76	416	1,038	390.4	2.7	13	4	693	49.78%

AVERAGE DAILY RIDERSHIP REPORT FOR DECEMBER 2007

Route	City	Single Ride Local Fare	Single Ride Express Fare	Youth Fare	Senior Fare	Disabled Fare	Youth Pass	Senior Pass	Disabled Pass	Monthly Pass	Free	All Day Pass	Total Passgrs	Revenue Miles	Passgrs Per Mile	Bikes	W/C	12/06 - Total Passgrs	% Difference
106	Scottsdale	3	1	0	0	0	1	1	0	97	12	81	196	237.1	0.8	3	1	115	70.43%
106	Glendale	8	2	0	0	0	2	3	0	229	28	194	466	239.0	1.9	8	1	388	20.10%
106	Phoenix	31	7	0	0	0	7	12	1	907	112	766	1,843	1,152.5	1.6	33	5	1,676	9.96%
	<i>Total</i>	<i>42</i>	<i>10</i>	<i>0</i>	<i>0</i>	<i>0</i>	<i>10</i>	<i>16</i>	<i>1</i>	<i>1,233</i>	<i>152</i>	<i>1,041</i>	<i>2,505</i>	<i>1,628.6</i>	<i>4.3</i>	<i>44</i>	<i>7</i>	<i>2,179</i>	<i>14.96%</i>
108	Tempe	5	1	0	0	0	6	1	0	77	12	62	164	232.3	0.7	4	1	81	102.47%
108	Mesa	2	0	0	0	0	2	0	0	31	5	25	65	55.2	1.2	2	0	64	1.56%
108	Chandler	2	0	0	0	0	2	0	0	31	5	25	65	90.2	0.7	2	0	38	71.05%
108	Gilbert	3	0	0	0	0	3	0	0	41	7	34	88	263.0	0.3	2	1	64	37.50%
108	Guadalupe	3	0	0	0	0	3	0	0	42	7	34	89	43.3	2.1	2	1	43	106.98%
	<i>Total</i>	<i>15</i>	<i>1</i>	<i>0</i>	<i>0</i>	<i>0</i>	<i>16</i>	<i>1</i>	<i>0</i>	<i>222</i>	<i>36</i>	<i>180</i>	<i>471</i>	<i>684.0</i>	<i>0.7</i>	<i>12</i>	<i>3</i>	<i>290</i>	<i>62.41%</i>
114	Scottsdale	2	0	0	0	0	0	0	0	43	13	34	92	245.1	0.4	1	0	65	41.54%
120	Mesa	11	2	0	0	0	6	8	0	227	48	171	473	358.5	1.3	9	3	378	25.13%
122	Phoenix	5	1	0	0	0	2	3	0	190	23	156	380	504.2	0.8	5	2	207	83.57%
128	Mesa	7	1	0	0	0	2	0	0	215	40	183	448	301.2	1.5	9	3	387	15.76%
136	Mesa	18	2	0	0	0	1	0	0	218	30	187	456	276.6	1.6	13	3	286	59.44%
136	Gilbert	8	1	0	0	0	1	0	0	103	14	89	216	302.7	0.7	6	1	76	184.21%
	<i>Total</i>	<i>26</i>	<i>3</i>	<i>0</i>	<i>0</i>	<i>0</i>	<i>2</i>	<i>0</i>	<i>0</i>	<i>321</i>	<i>44</i>	<i>276</i>	<i>672</i>	<i>579.3</i>	<i>1.2</i>	<i>19</i>	<i>4</i>	<i>362</i>	<i>85.64%</i>
138	Glendale	4	0	0	0	0	1	1	0	94	8	75	183	195.2	0.9	4	0	116	57.76%
138	Phoenix	20	2	0	0	0	3	6	0	495	40	397	963	891.9	1.1	21	3	713	35.06%
	<i>Total</i>	<i>24</i>	<i>2</i>	<i>0</i>	<i>0</i>	<i>0</i>	<i>4</i>	<i>7</i>	<i>0</i>	<i>589</i>	<i>48</i>	<i>472</i>	<i>1,146</i>	<i>1,087.1</i>	<i>1.1</i>	<i>25</i>	<i>3</i>	<i>829</i>	<i>38.24%</i>
154	Scottsdale	2	0	0	0	0	1	0	0	35	3	28	69	44.0	1.6	1	0	*Jul08	N/A
154	Phoenix	17	0	0	0	0	10	4	0	375	31	305	742	968.2	0.8	12	1	*Jul08	N/A
	<i>Total</i>	<i>19</i>	<i>0</i>	<i>0</i>	<i>0</i>	<i>0</i>	<i>11</i>	<i>4</i>	<i>0</i>	<i>410</i>	<i>34</i>	<i>333</i>	<i>811</i>	<i>1,012.2</i>	<i>0.8</i>	<i>13</i>	<i>1</i>	<i>0</i>	<i>N/A</i>
156	Mesa	1	0	0	0	0	0	0	0	17	4	13	35	24.4	1.4	1	0	*Jul08	N/A
156	Chandler	18	1	0	0	0	2	0	0	223	52	178	474	985.3	0.5	19	1	31	1429.03%
156	Phoenix	7	0	0	0	0	1	0	0	91	21	72	192	368.4	0.5	8	1	29	562.07%
156	Gilbert	3	0	0	0	0	0	0	0	31	7	25	66	710.2	0.1	3	0	*Jul08	N/A
	<i>Total</i>	<i>29</i>	<i>1</i>	<i>0</i>	<i>0</i>	<i>0</i>	<i>3</i>	<i>0</i>	<i>0</i>	<i>362</i>	<i>84</i>	<i>288</i>	<i>767</i>	<i>2,088.3</i>	<i>0.4</i>	<i>31</i>	<i>2</i>	<i>60</i>	<i>1178.33%</i>
170	Scottsdale	3	0	0	0	0	0	0	0	114	10	98	225	204.8	1.1	4	0	153	47.06%
170	Glendale	7	1	0	0	0	0	1	0	267	24	231	531	243.1	2.2	10	1	370	43.51%
170	Phoenix	34	4	0	0	0	2	3	1	1,246	111	1,075	2,476	943.2	2.6	48	5	1,858	33.26%
	<i>Total</i>	<i>44</i>	<i>5</i>	<i>0</i>	<i>0</i>	<i>0</i>	<i>2</i>	<i>4</i>	<i>1</i>	<i>1,627</i>	<i>145</i>	<i>1,404</i>	<i>3,232</i>	<i>1,391.1</i>	<i>2.3</i>	<i>62</i>	<i>6</i>	<i>2,381</i>	<i>35.74%</i>
186	Glendale	5	0	0	0	0	0	1	0	114	10	97	227	330.6	0.7	6	0	145	56.55%
186	Phoenix	14	1	0	0	0	0	3	1	318	28	272	637	911.2	0.7	17	1	442	44.12%
	<i>Total</i>	<i>19</i>	<i>1</i>	<i>0</i>	<i>0</i>	<i>0</i>	<i>0</i>	<i>4</i>	<i>1</i>	<i>432</i>	<i>38</i>	<i>369</i>	<i>864</i>	<i>1,241.8</i>	<i>0.7</i>	<i>23</i>	<i>1</i>	<i>587</i>	<i>47.19%</i>
Blue	Phoenix	31	6	0	0	0	22	27	1	1,069	133	763	2,052	1,568.9	1.3	27	6	1,631	25.81%
Green	Avondale	0	0	0	0	0	0	1	0	15	3	11	30	122.0	0.2	0	0	23	30.43%
Green	Scottsdale	6	2	0	0	0	8	9	0	238	54	180	497	247.7	2.0	5	2	380	30.79%
Green	Phoenix	63	22	0	0	0	83	93	2	2,599	586	1,963	5,411	1,075.7	5.0	56	23	5,024	7.70%
	<i>Total</i>	<i>69</i>	<i>24</i>	<i>0</i>	<i>0</i>	<i>0</i>	<i>91</i>	<i>103</i>	<i>2</i>	<i>2,852</i>	<i>643</i>	<i>2,154</i>	<i>5,938</i>	<i>1,445.4</i>	<i>4.1</i>	<i>61</i>	<i>25</i>	<i>5,427</i>	<i>9.42%</i>
Red	Tempe	5	1	0	0	0	5	1	0	153	30	98	293	463.0	0.6	8	2	552	-46.92%

AVERAGE DAILY RIDERSHIP REPORT FOR DECEMBER 2007

Route	City	Single Ride Local Fare	Single Ride Express Fare	Youth Fare	Senior Fare	Disabled Fare	Youth Pass	Senior Pass	Disabled Pass	Monthly Pass	Free	All Day Pass	Total Passgrs	Revenue Miles	Passgrs Per Mile	Bikes	W/C	12/06 - Total Passgrs	% Difference
Red	Phoenix	24	5	0	0	0	26	4	1	773	149	493	1,475	1,319.1	1.1	38	10	2,937	-49.78%
	<i>Total</i>	29	6	0	0	0	31	5	1	926	179	591	1,768	1,782.1	1.0	46	12	3,489	-49.33%
TOTAL FIXED ROUTES		1,900	412	0	0	0	1,551	831	60	57,234	9,510	44,466	115,964	63,709.2	1.8	1,949	433	95,717	21.15%
		<i>1.6%</i>	<i>0.4%</i>	<i>0.0%</i>	<i>0.0%</i>	<i>0.0%</i>	<i>1.3%</i>	<i>0.7%</i>	<i>0.1%</i>	<i>49.4%</i>	<i>8.2%</i>	<i>38.3%</i>							
CIRCULATORS																			
ALEX	Phoenix	0	0	0	0	0	0	0	0	0	594	0	594	1,371.5	0.4	4	1	562	5.69%
EARTH	Tempe	0	0	0	0	0	0	0	0	0	601	0	601	1,098.3	0.5	7	1	*Sep08	N/A
GUS	Glendale	0	0	0	0	0	0	0	0	0	0	0	220	141.5	1.6	0	2	188	17.02%
MARS	Tempe	0	0	0	0	0	0	0	0	0	337	0	337	864.0	0.4	2	0	*Nov08	N/A
MARY	Phoenix	0	0	0	0	0	0	0	0	0	1,094	0	1,094	1,419.1	0.8	11	3	*Jul08	N/A
MERCURY	Tempe	0	0	0	0	0	0	0	0	0	1,959	0	1,959	788.8	2.5	54	1	*Jul08	N/A
SMART	Phoenix	0	0	0	0	0	0	0	0	0	777	0	777	744.9	1.0	11	3	*Jul08	N/A
VENUS	Tempe	0	0	0	0	0	0	0	0	0	902	0	902	820.9	1.1	14	1	*Jul08	N/A
TOTAL CIRCULATORS		0	0	0	0	0	0	0	0	0	6,264	0	6,484	7,249	0.9	103	12	750	764.53%
Rural Routes																			
Ajo/Gila Bend Connector		0	0	0	0	0	0	0	0	0	0	0	25	260.0	0.1	0	0	*Aug08	N/A
TOTAL SATURDAY		1,900	412	0	0	0	1,551	831	60	57,234	15,774	44,466	122,473	71,218.2	1.7	2,052	445	96,467	
		<i>1.6%</i>	<i>0.3%</i>	<i>0.0%</i>	<i>0.0%</i>	<i>0.0%</i>	<i>1.3%</i>	<i>0.7%</i>	<i>0.0%</i>	<i>46.8%</i>	<i>12.9%</i>	<i>36.4%</i>							
SUNDAY																			
0	Phoenix	24	7	0	0	0	21	28	0	884	122	705	1,791	937.4	1.9	26	12	1,617	10.76%
1	Tempe	2	1	0	0	0	0	3	0	28	5	19	58	94.4	0.6	1	2	58	0.00%
1	Phoenix	5	4	0	0	0	1	10	0	93	16	64	193	289.2	0.7	4	5	205	-5.85%
	<i>Total</i>	7	5	0	0	0	1	13	0	121	21	83	251	383.6	0.7	5	7	263	-4.56%
3	Phoenix	32	5	0	0	0	22	17	1	1,106	199	852	2,234	818.8	2.7	30	8	2,480	-9.92%
7	Phoenix	31	8	0	0	0	17	19	1	882	97	684	1,739	1,331.2	1.3	42	11	1,652	5.27%
8	Phoenix	18	7	0	0	0	12	10	3	528	96	378	1,052	1,006.9	1.0	20	7	696	51.15%
10	Phoenix	11	3	0	0	0	10	9	0	344	59	254	690	476.7	1.4	8	4	517	33.46%
12	Phoenix	3	2	0	0	0	4	2	1	178	18	124	332	346.2	1.0	6	2	367	-9.54%
13	Phoenix	7	2	0	0	0	6	5	0	220	20	167	427	428.5	1.0	9	3	348	22.70%
15	Phoenix	10	8	0	0	0	3	5	0	295	39	191	551	236.1	2.3	9	7	414	33.09%
16	Phoenix	28	9	0	0	0	28	11	2	1,085	125	843	2,131	1,071.7	2.0	32	10	1,576	35.22%
17	Scottsdale	5	1	0	0	0	4	2	0	166	24	127	329	174.0	1.9	5	2	330	-0.30%

AVERAGE DAILY RIDERSHIP REPORT FOR DECEMBER 2007

Route	City	Single Ride Local Fare	Single Ride Express Fare	Youth Fare	Senior Fare	Disabled Fare	Youth Pass	Senior Pass	Disabled Pass	Monthly Pass	Free	All Day Pass	Total Passgrs	Revenue Miles	Passgrs Per Mile	Bikes	W/C	12/06 - Total Passgrs	% Difference
17	Phoenix	44	11	0	0	0	37	14	1	1,435	207	1,093	2,842	1,052.8	2.7	43	17	2,398	18.52%
	<i>Total</i>	<i>49</i>	<i>12</i>	<i>0</i>	<i>0</i>	<i>0</i>	<i>41</i>	<i>16</i>	<i>1</i>	<i>1,601</i>	<i>231</i>	<i>1,220</i>	<i>3,171</i>	<i>1,226.8</i>	<i>2.6</i>	<i>48</i>	<i>19</i>	<i>2,728</i>	<i>16.24%</i>
19	Phoenix	56	13	0	0	0	33	37	1	1,592	197	1,239	3,168	1,411.2	2.2	64	14	2,769	14.41%
27	Phoenix	31	6	0	0	0	27	13	1	1,208	244	966	2,496	1,319.1	1.9	35	4	1,257	98.57%
30	Tempe	4	0	0	0	0	4	0	2	111	10	68	199	187.3	1.1	4	0	133	49.62%
30	Phoenix	1	0	0	0	0	1	0	0	26	2	16	46	184.7	0.2	1	0	55	-16.36%
	<i>Total</i>	<i>5</i>	<i>0</i>	<i>0</i>	<i>0</i>	<i>0</i>	<i>5</i>	<i>0</i>	<i>2</i>	<i>137</i>	<i>12</i>	<i>84</i>	<i>245</i>	<i>372.0</i>	<i>0.7</i>	<i>5</i>	<i>0</i>	<i>188</i>	<i>30.32%</i>
32	Phoenix	7	1	0	0	0	4	5	0	287	33	227	564	561.9	1.0	12	1	*Jul08	N/A
35	Phoenix	49	11	0	0	0	31	45	0	1,534	318	1,187	3,175	1,521.5	2.1	50	13	2,809	13.03%
41	Scottsdale	4	1	0	0	0	3	2	0	144	27	111	292	228.4	1.3	5	1	196	48.98%
41	Phoenix	42	11	0	0	0	37	17	2	1,530	289	1,182	3,110	1,126.5	2.8	54	10	2,604	19.43%
	<i>Total</i>	<i>46</i>	<i>12</i>	<i>0</i>	<i>0</i>	<i>0</i>	<i>40</i>	<i>19</i>	<i>2</i>	<i>1,674</i>	<i>316</i>	<i>1,293</i>	<i>3,402</i>	<i>1,354.9</i>	<i>2.5</i>	<i>59</i>	<i>11</i>	<i>2,800</i>	<i>21.50%</i>
43	Phoenix	18	5	0	0	0	11	1	0	556	55	446	1,092	517.0	2.1	17	3	764	42.93%
44	Tempe	3	1	0	0	0	1	0	0	91	11	62	169	122.0	1.4	4	0	154	9.74%
44	Paradise Valle	3	0	0	0	0	1	0	0	74	9	50	137	131.8	1.0	3	0	48	185.42%
44	Phoenix	16	3	0	0	0	7	1	0	465	55	317	864	683.9	1.3	21	2	781	10.63%
	<i>Total</i>	<i>22</i>	<i>4</i>	<i>0</i>	<i>0</i>	<i>0</i>	<i>9</i>	<i>1</i>	<i>0</i>	<i>630</i>	<i>75</i>	<i>429</i>	<i>1,170</i>	<i>937.7</i>	<i>1.2</i>	<i>28</i>	<i>2</i>	<i>983</i>	<i>19.02%</i>
45	Tempe	15	3	0	0	0	10	2	1	230	79	175	515	371.8	1.4	14	2	314	64.01%
45	Phoenix	13	2	0	0	0	8	1	1	192	66	147	430	560.5	0.8	12	2	328	31.10%
	<i>Total</i>	<i>28</i>	<i>5</i>	<i>0</i>	<i>0</i>	<i>0</i>	<i>18</i>	<i>3</i>	<i>2</i>	<i>422</i>	<i>145</i>	<i>322</i>	<i>945</i>	<i>932.3</i>	<i>1.0</i>	<i>26</i>	<i>4</i>	<i>642</i>	<i>47.20%</i>
50	Scottsdale	2	0	0	0	0	1	1	0	57	9	41	111	84.5	1.3	2	0	121	-8.26%
50	Phoenix	33	4	0	0	0	23	10	2	964	147	702	1,885	902.0	2.1	30	6	1,529	23.28%
	<i>Total</i>	<i>35</i>	<i>4</i>	<i>0</i>	<i>0</i>	<i>0</i>	<i>24</i>	<i>11</i>	<i>2</i>	<i>1,021</i>	<i>156</i>	<i>743</i>	<i>1,996</i>	<i>986.5</i>	<i>2.0</i>	<i>32</i>	<i>6</i>	<i>1,650</i>	<i>20.97%</i>
51	Glendale	3	0	0	0	0	1	0	0	60	6	53	123	182.4	0.7	2	1	93	32.26%
51	Phoenix	5	0	0	0	0	2	0	0	114	11	100	232	134.1	1.7	4	1	124	87.10%
	<i>Total</i>	<i>8</i>	<i>0</i>	<i>0</i>	<i>0</i>	<i>0</i>	<i>3</i>	<i>0</i>	<i>0</i>	<i>174</i>	<i>17</i>	<i>153</i>	<i>355</i>	<i>316.5</i>	<i>1.1</i>	<i>6</i>	<i>2</i>	<i>217</i>	<i>63.59%</i>
52	Phoenix	3	1	0	0	0	6	2	0	130	18	104	264	413.3	0.6	4	0	207	27.54%
56	Tempe	14	2	0	0	0	25	1	0	346	44	261	693	575.5	1.2	10	1	636	8.96%
56	Phoenix	3	0	0	0	0	4	0	0	63	8	47	125	305.1	0.4	2	0	111	12.61%
56	Guadalupe	3	0	0	0	0	5	0	0	66	8	50	132	77.6	1.7	2	0	164	-19.51%
	<i>Total</i>	<i>20</i>	<i>2</i>	<i>0</i>	<i>0</i>	<i>0</i>	<i>34</i>	<i>1</i>	<i>0</i>	<i>475</i>	<i>60</i>	<i>358</i>	<i>950</i>	<i>958.2</i>	<i>1.0</i>	<i>14</i>	<i>1</i>	<i>911</i>	<i>4.28%</i>
59	Glendale	10	5	0	0	0	4	2	1	413	32	353	820	361.9	2.3	13	6	425	92.94%
59	Phoenix	5	2	0	0	0	2	1	0	200	16	172	398	178.8	2.2	6	3	216	84.26%
	<i>Total</i>	<i>15</i>	<i>7</i>	<i>0</i>	<i>0</i>	<i>0</i>	<i>6</i>	<i>3</i>	<i>1</i>	<i>613</i>	<i>48</i>	<i>525</i>	<i>1,218</i>	<i>540.7</i>	<i>2.3</i>	<i>19</i>	<i>9</i>	<i>641</i>	<i>90.02%</i>
60	Glendale	4	2	0	0	0	6	4	0	175	36	138	365	156.1	2.3	6	2	175	108.57%
60	Phoenix	8	4	0	0	0	11	9	0	352	72	278	734	317.5	2.3	12	3	505	45.35%
	<i>Total</i>	<i>12</i>	<i>6</i>	<i>0</i>	<i>0</i>	<i>0</i>	<i>17</i>	<i>13</i>	<i>0</i>	<i>527</i>	<i>108</i>	<i>416</i>	<i>1,099</i>	<i>473.6</i>	<i>2.3</i>	<i>18</i>	<i>5</i>	<i>680</i>	<i>61.62%</i>
61	Tempe	13	2	0	0	0	19	4	0	317	56	243	654	389.8	1.7	16	2	409	59.90%
61	Phoenix	16	2	0	0	0	23	5	0	398	70	305	819	598.2	1.4	20	3	361	126.87%

AVERAGE DAILY RIDERSHIP REPORT FOR DECEMBER 2007

Route	City	Single Ride Local Fare	Single Ride Express Fare	Youth Fare	Senior Fare	Disabled Fare	Youth Pass	Senior Pass	Disabled Pass	Monthly Pass	Free	All Day Pass	Total Passgrs	Revenue Miles	Passgrs Per Mile	Bikes	W/C	12/06 - Total Passgrs	% Difference
	<i>Total</i>	29	4	0	0	0	42	9	0	715	126	548	1,473	988.0	1.5	36	5	770	91.30%
62	Tempe	11	1	0	0	0	27	2	0	266	37	160	504	719.6	0.7	12	1	358	40.78%
65	Tempe	6	1	0	0	0	9	0	0	108	10	71	205	503.9	0.4	7	2	146	40.41%
66	Tempe	9	2	0	0	0	13	1	0	207	38	143	413	803.1	0.5	11	3	369	11.92%
66	Scottsdale	3	1	0	0	0	4	0	0	64	12	44	128	326.4	0.4	3	1	73	75.34%
	<i>Total</i>	12	3	0	0	0	17	1	0	271	50	187	541	1,129.5	0.5	14	4	442	22.40%
67	Glendale	10	1	0	0	0	3	1	0	333	25	285	658	309.8	2.1	13	2	418	57.42%
67	Phoenix	7	1	0	0	0	2	1	0	224	17	191	443	169.7	2.6	9	1	278	59.35%
	<i>Total</i>	17	2	0	0	0	5	2	0	557	42	476	1,101	479.5	2.3	22	3	696	58.19%
70	Glendale	7	2	0	0	0	4	4	0	198	29	146	390	702.0	0.6	8	2	341	14.37%
70	Phoenix	49	12	0	0	0	24	29	2	1,313	192	966	2,587	1,125.0	2.3	52	12	1,706	51.64%
70	<i>Total</i>	56	14	0	0	0	28	33	2	1,511	221	1,112	2,977	1,827.0	1.6	60	14	2,047	45.43%
72	Tempe	34	1	0	0	0	24	3	0	647	50	388	1,147	905.6	1.3	38	2	1,045	9.76%
72	Scottsdale	31	1	0	0	0	22	3	0	593	46	356	1,052	933.6	1.1	35	2	708	48.59%
72	Chandler	8	0	0	0	0	5	1	0	147	11	88	260	234.3	1.1	9	0	93	179.57%
	<i>Total</i>	73	2	0	0	0	51	7	0	1,387	107	832	2,459	2,073.5	1.2	82	4	1,846	33.21%
76	Tempe	1	0	0	0	0	2	0	0	24	4	19	50	102.3	0.5	1	0	54	-7.41%
76	Scottsdale	2	0	0	0	0	4	0	0	42	7	33	88	268.2	0.3	1	0	22	300.00%
	<i>Total</i>	3	0	0	0	0	6	0	0	66	11	52	138	370.5	0.4	2	0	76	81.58%
77	Tempe	9	3	0	0	0	21	5	0	266	67	192	563	430.9	1.3	7	3	442	27.38%
77	Phoenix	7	2	0	0	0	16	4	0	194	49	141	413	314.5	1.3	5	2	122	238.52%
	<i>Total</i>	9	3	0	0	0	21	5	0	266	67	192	976	745.4	1.3	7	3	564	73.05%
80	Glendale	1	0	0	0	0	0	0	0	25	5	19	50	65.4	0.8	1	0	100	-50.00%
80	Phoenix	5	2	0	0	0	3	4	0	199	36	149	398	176.3	2.3	7	1	260	53.08%
	<i>Total</i>	6	2	0	0	0	3	4	0	224	41	168	448	241.7	1.9	8	1	360	24.44%
81	Tempe	25	2	0	0	0	15	3	0	299	44	188	576	401.4	1.4	24	3	321	79.44%
81	Scottsdale	15	1	0	0	0	9	2	0	181	27	113	348	565.3	0.6	15	2	193	80.31%
	<i>Total</i>	40	3	0	0	0	24	5	0	480	71	301	924	966.7	1.0	39	5	514	79.77%
84	Scottsdale	1	1	0	0	0	1	0	0	22	2	20	47	200.9	0.2	0	1	29	62.07%
90	Glendale	3	1	0	0	0	0	2	0	65	10	50	131	113.0	1.2	2	1	230	-43.04%
90	Phoenix	26	7	0	0	0	4	16	1	616	93	473	1,236	900.2	1.4	19	7	836	47.85%
	<i>Total</i>	29	8	0	0	0	4	18	1	681	103	523	1,367	1,013.2	1.3	21	8	1,066	28.24%
92	Tempe	10	2	0	0	0	27	2	0	309	64	222	636	980.6	0.6	7	2	246	158.54%
106	Scottsdale	1	0	0	0	0	0	0	0	39	2	33	75	114.5	0.7	2	0	75	0.00%
106	Glendale	3	1	0	0	0	1	1	0	104	7	87	204	106.7	1.9	4	0	101	101.98%
106	Phoenix	21	5	0	0	0	4	5	0	634	40	529	1,238	893.0	1.4	25	3	1,040	19.04%
	<i>Total</i>	25	6	0	0	0	5	6	0	777	49	649	1,517	1,114.2	1.4	31	3	1,216	24.75%
108	Tempe	3	0	0	0	0	6	0	0	57	19	43	128	194.2	0.7	4	2	81	58.02%
108	Guadalupe	1	0	0	0	0	1	0	0	14	5	10	31	40.0	0.8	1	0	17	82.35%
	<i>Total</i>	4	0	0	0	0	7	0	0	71	24	53	159	234.2	0.7	5	2	98	62.24%

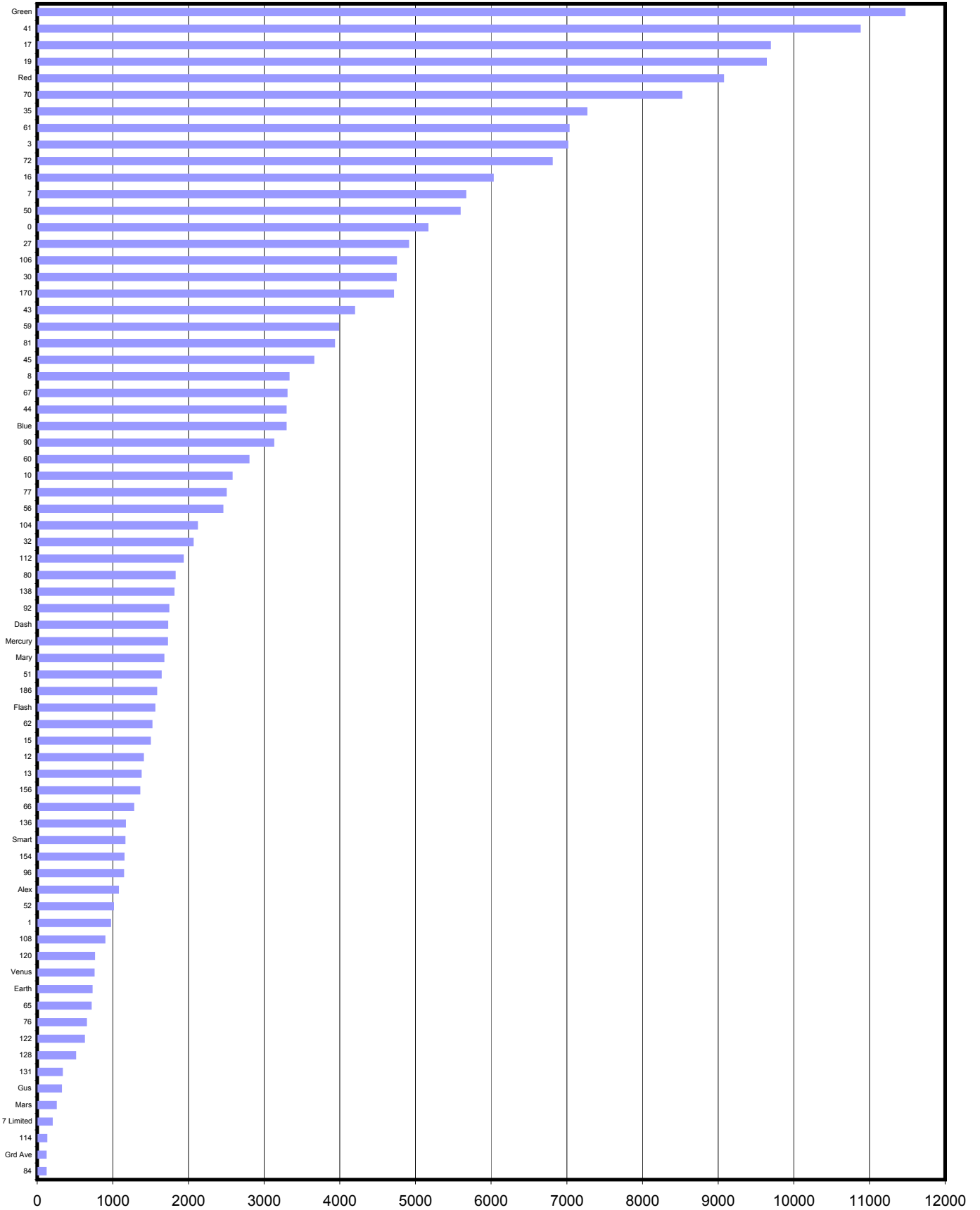
AVERAGE DAILY RIDERSHIP REPORT FOR DECEMBER 2007

Route	City	Single Ride Local Fare	Single Ride Express Fare	Youth Fare	Senior Fare	Disabled Fare	Youth Pass	Senior Pass	Disabled Pass	Monthly Pass	Free	All Day Pass	Total Passgrs	Revenue Miles	Passgrs Per Mile	Bikes	W/C	12/06 - Total Passgrs	% Difference
114	Scottsdale	0	0	0	0	0	0	0	0	19	4	16	39	245.1	0.2	1	0	35	11.43%
122	Phoenix	6	2	0	0	0	1	1	0	170	13	142	335	441.2	0.8	5	1	119	181.51%
138	Glendale	2	0	0	0	0	0	0	0	46	2	38	88	88.7	1.0	2	0	59	49.15%
138	Phoenix	8	1	0	0	0	2	1	0	222	9	183	426	405.4	1.1	11	1	281	51.60%
	<i>Total</i>	<i>10</i>	<i>1</i>	<i>0</i>	<i>0</i>	<i>0</i>	<i>2</i>	<i>1</i>	<i>0</i>	<i>268</i>	<i>11</i>	<i>221</i>	<i>514</i>	<i>494.1</i>	<i>1.0</i>	<i>13</i>	<i>1</i>	<i>340</i>	<i>51.18%</i>
154	Scottsdale	0	0	0	0	0	0	0	0	2	0	2	4	22.7	0.2	0	0	*Jul08	N/A
154	Phoenix	6	1	0	0	0	1	2	0	153	28	109	300	499.7	0.6	10	1	*Jul08	N/A
	<i>Total</i>	<i>6</i>	<i>1</i>	<i>0</i>	<i>0</i>	<i>0</i>	<i>1</i>	<i>2</i>	<i>0</i>	<i>155</i>	<i>28</i>	<i>111</i>	<i>304</i>	<i>522.4</i>	<i>0.6</i>	<i>10</i>	<i>1</i>	<i>0</i>	<i>N/A</i>
156	Mesa	1	0	0	0	0	0	0	0	11	2	8	22	24.4	0.9	1	0	*Jul08	N/A
156	Chandler	10	0	0	0	0	2	0	0	142	29	106	289	963.9	0.3	13	1	12	2308.33%
156	Phoenix	3	0	0	0	0	1	0	0	45	9	34	92	344.7	0.3	4	0	17	441.18%
156	Gilbert	1	0	0	0	0	0	0	0	18	4	13	36	710.2	0.1	2	0	*Jul08	N/A
	<i>Total</i>	<i>15</i>	<i>0</i>	<i>0</i>	<i>0</i>	<i>0</i>	<i>3</i>	<i>0</i>	<i>0</i>	<i>216</i>	<i>44</i>	<i>161</i>	<i>439</i>	<i>2,043.2</i>	<i>0.2</i>	<i>20</i>	<i>1</i>	<i>29</i>	<i>1413.79%</i>
170	Scottsdale	3	0	0	0	0	0	1	0	82	9	67	162	180.3	0.9	4	0	107	51.40%
170	Glendale	4	0	0	0	0	0	1	0	123	14	100	242	111.2	2.2	6	0	184	31.52%
170	Phoenix	26	1	0	0	0	1	8	0	801	88	647	1,572	838.6	1.9	37	2	1,142	37.65%
	<i>Total</i>	<i>33</i>	<i>1</i>	<i>0</i>	<i>0</i>	<i>0</i>	<i>1</i>	<i>10</i>	<i>0</i>	<i>1,006</i>	<i>111</i>	<i>814</i>	<i>1,976</i>	<i>1,130.1</i>	<i>1.7</i>	<i>47</i>	<i>2</i>	<i>1,433</i>	<i>37.89%</i>
186	Glendale	2	1	0	0	0	0	0	0	55	4	47	109	147.9	0.7	3	0	58	87.93%
186	Phoenix	7	2	0	0	0	0	1	0	162	11	137	320	408.0	0.8	9	1	192	66.67%
	<i>Total</i>	<i>9</i>	<i>3</i>	<i>0</i>	<i>0</i>	<i>0</i>	<i>0</i>	<i>1</i>	<i>0</i>	<i>217</i>	<i>15</i>	<i>184</i>	<i>429</i>	<i>555.9</i>	<i>0.8</i>	<i>12</i>	<i>1</i>	<i>250</i>	<i>71.60%</i>
Blue	Phoenix	18	3	0	0	0	13	8	1	570	72	380	1,065	1,355.4	0.8	19	4	1,142	-6.74%
Green	Scottsdale	3	1	0	0	0	3	6	0	126	32	88	259	224.5	1.2	4	1	278	-6.83%
Green	Phoenix	34	12	0	0	0	38	64	0	1,412	356	984	2,900	897.1	3.2	43	14	2,948	-1.63%
	<i>Total</i>	<i>37</i>	<i>13</i>	<i>0</i>	<i>0</i>	<i>0</i>	<i>41</i>	<i>70</i>	<i>0</i>	<i>1,538</i>	<i>388</i>	<i>1,072</i>	<i>3,159</i>	<i>1,121.6</i>	<i>2.8</i>	<i>47</i>	<i>15</i>	<i>3,226</i>	<i>-2.08%</i>
Red	Tempe	18	2	0	0	0	10	4	1	383	63	229	710	414.3	1.7	19	3	1,152	-38.37%
Red	Phoenix	24	3	0	0	0	13	6	1	503	83	300	933	1,170.2	0.8	25	4	1,096	-14.87%
	<i>Total</i>	<i>42</i>	<i>5</i>	<i>0</i>	<i>0</i>	<i>0</i>	<i>23</i>	<i>10</i>	<i>2</i>	<i>886</i>	<i>146</i>	<i>529</i>	<i>1,643</i>	<i>1,584.5</i>	<i>2.5</i>	<i>44</i>	<i>7</i>	<i>2,248</i>	<i>-26.91%</i>
TOTAL FIXED ROUTES		1,082	226	0	0	0	795	486	26	30,980	4,686	23,189	61,883	43,962.0	1.4	1,195	256	48,472	27.67%
		<i>1.7%</i>	<i>0.3%</i>	<i>0.0%</i>	<i>0.0%</i>	<i>0.0%</i>	<i>1.2%</i>	<i>0.8%</i>	<i>0.1%</i>	<i>53.5%</i>	<i>6.8%</i>	<i>35.7%</i>							
CIRCULATORS																			
ALEX	Phoenix	0	0	0	0	0	0	0	0	0	351	0	351	1,088.9	0.3	2	1	313	12.14%
EARTH	Tempe	0	0	0	0	0	0	0	0	0	493	0	493	1,098.3	0.4	9	1	*Sep08	N/A
GUS	Glendale	0	0	0	0	0	0	0	0	0	0	0	134	129.2	1.0	1	1	139	-3.60%
MARS	Tempe	0	0	0	0	0	0	0	0	0	158	0	158	864.0	0.2	4	1	*Nov08	N/A
MARY	Phoenix	0	0	0	0	0	0	0	0	0	734	0	734	1,161.1	0.6	10	5	*Jul08	N/A
MERCURY	Tempe	0	0	0	0	0	0	0	0	0	1,552	0	1,552	701.2	2.2	38	3	*Jul08	N/A
SMART	Phoenix	0	0	0	0	0	0	0	0	0	593	0	593	613.4	1.0	16	5	*Jul08	N/A

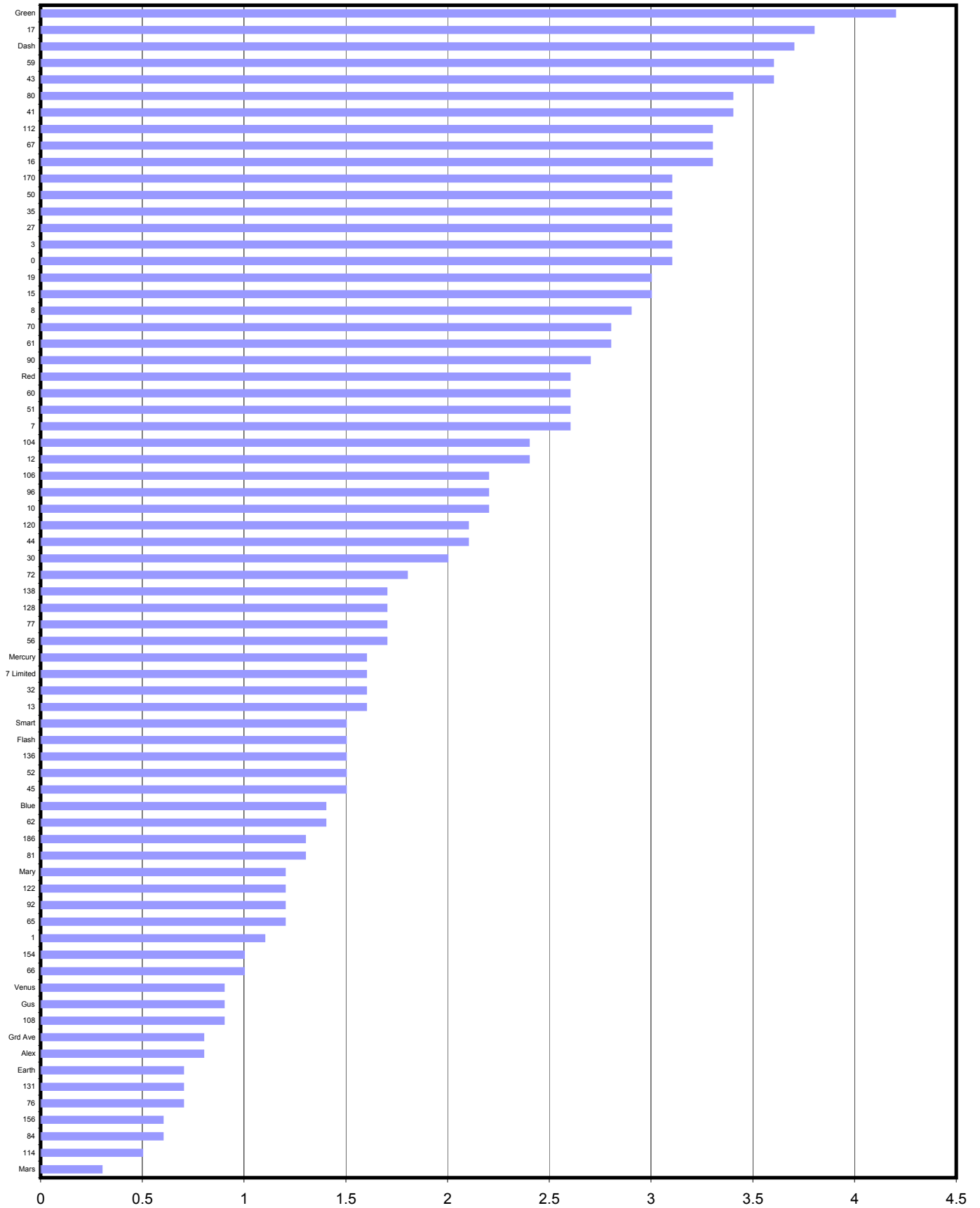
AVERAGE DAILY RIDERSHIP REPORT FOR DECEMBER 2007

Route	City	Single Ride Local Fare	Single Ride Express Fare	Youth Fare	Senior Fare	Disabled Fare	Youth Pass	Senior Pass	Disabled Pass	Monthly Pass	Free	All Day Pass	Total Passgrs	Revenue Miles	Passgrs Per Mile	Bikes	W/C	12/06 - Total Passgrs	% Difference
VENUS	Tempe	0	0	0	0	0	0	0	0	0	728	0	728	729.7	1.0	14	2	*Jul08	N/A
TOTAL CIRCULATORS		0	0	0	0	0	0	0	0	0	4,609	0	4,743	6,386	0.7	94	19	452	949.34%
TOTAL SUNDAY		1,082	226	0	0	0	795	486	26	30,980	9,295	23,189	66,626	50,348.0	1.3	1,289	275		
		1.8%	0.4%	0.0%	0.0%	0.0%	1.3%	0.8%	0.0%	50.4%	7.6%	37.7%							

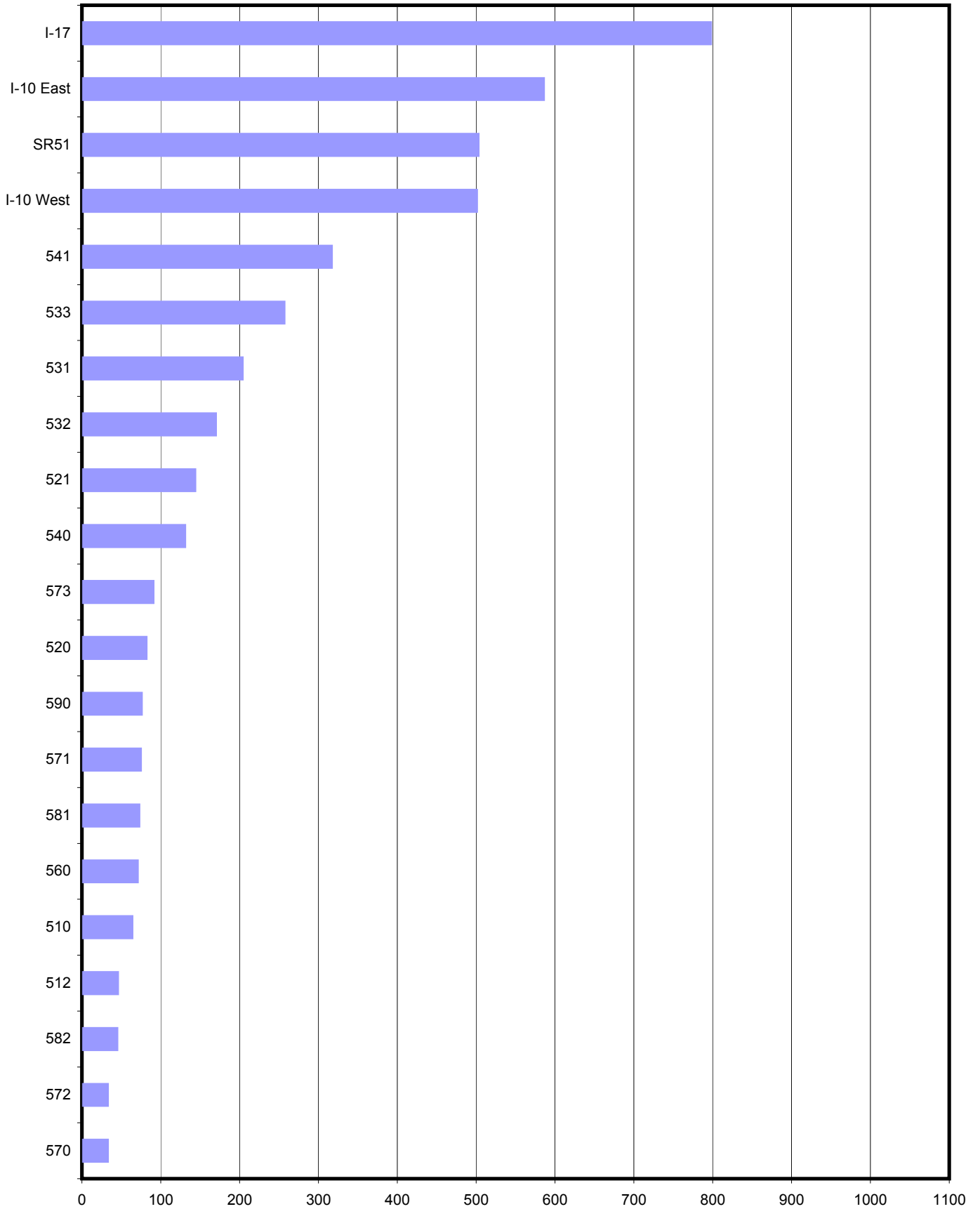
Local Boardings per Weekday



Weekday Local Boardings per Mile



Express Boardings per Weekday



Average Express Boardings per Trip

