



MONTHLY RIDERSHIP REPORT

OCTOBER 2007

Average Weekday, Saturday, and Sunday

OCTOBER 2007 MONTHLY RIDERSHIP REPORT

Summary by City

| <u>Jurisdiction</u> | <u>Boardings</u> | <u>Percent</u> | <u>Revenue</u> | | <u>Boardings per Mile</u> | <u>Bikes</u> | <u>Percent</u> | <u>W/C</u> | <u>Percent</u> |
|--------------------------|------------------|----------------|------------------|----------------|-------------------------------|----------------|----------------|---------------|----------------|
| | | | <u>Miles</u> | <u>Percent</u> | | | | | |
| Avondale | 9,486 | 0.16% | 18,212 | 0.64% | 0.52 | 196 | 0.16% | 39 | 0.16% |
| Chandler | 73,352 | 1.25% | 65,465 | 2.32% | 1.12 | 2,855 | 2.36% | 278 | 1.15% |
| Fountain Hills | 188 | 0.00% | 429 | 0.02% | 0.44 | 0 | 0.00% | 0 | 0.00% |
| Gilbert | 12,970 | 0.22% | 41,623 | 1.47% | 0.31 | 569 | 0.47% | 62 | 0.26% |
| Glendale | 236,773 | 4.05% | 147,283 | 5.21% | 1.61 | 5,125 | 4.24% | 1,322 | 5.45% |
| Goodyear | 578 | 0.01% | 1,626 | 0.06% | 0.36 | 15 | 0.01% | 3 | 0.01% |
| Guadalupe | 9,162 | 0.16% | 5,610 | 0.20% | 1.63 | 294 | 0.24% | 55 | 0.23% |
| Litchfield Park | 126 | 0.00% | 138 | 0.00% | 0.91 | 3 | 0.00% | 1 | 0.00% |
| Mesa | 332,778 | 5.69% | 173,130 | 6.12% | 1.92 | 9,926 | 8.21% | 1,687 | 6.96% |
| Paradise Valley | 5,537 | 0.09% | 6,118 | 0.22% | 0.91 | 148 | 0.12% | 17 | 0.07% |
| Peoria | 9,465 | 0.16% | 4,291 | 0.15% | 2.21 | 210 | 0.17% | 46 | 0.19% |
| Phoenix | 4,071,617 | 69.65% | 1,678,731 | 59.38% | 2.43 | 75,190 | 62.19% | 17,441 | 71.93% |
| Scottsdale | 207,380 | 3.55% | 185,342 | 6.56% | 1.12 | 5,781 | 4.78% | 720 | 2.97% |
| Sun City | 3,367 | 0.06% | 3,836 | 0.14% | 0.88 | 79 | 0.07% | 17 | 0.07% |
| Surprise | 1,785 | 0.03% | 3,553 | 0.13% | 0.50 | 20 | 0.02% | 0 | 0.00% |
| Tempe | 867,483 | 14.84% | 467,200 | 16.53% | 1.86 | 20,400 | 16.87% | 2,528 | 10.43% |
| Tolleson | 2,868 | 0.05% | 5,399 | 0.19% | 0.53 | 67 | 0.06% | 13 | 0.05% |
| Rural Connector Services | 1,056 | 0.02% | 19,095 | 0.68% | 0.06 | 35 | 0.03% | 17 | 0.07% |
| Total | 5,845,971 | | 2,827,081 | | 2.07 | 120,913 | | 24,246 | |

AVERAGE DAILY RIDERSHIP REPORT FOR OCTOBER 2007

| Route | City | Reg Fare | Exp Fare | Reg Ticket | Exp Ticket | Youth Fare | Senior Fare | Disabled Fare | Youth Pass | Senior Pass | Disabled Pass | Monthly Pass | Free | Transfers | Total Passgrs | Revenue Miles | Passgrs Per Mile | Bikes | W/C | 10/06 - Total Passgrs |
|----------------------|--------------|--------------|----------|------------|------------|------------|-------------|---------------|------------|-------------|---------------|--------------|------------|--------------|---------------|----------------|------------------|------------|-----------|-----------------------|
| WEEKDAY LOCAL | | | | | | | | | | | | | | | | | | | | |
| 0 | Phoenix | 833 | 0 | 12 | 0 | 332 | 43 | 60 | 445 | 90 | 490 | 1,195 | 402 | 1,691 | 5,593 | 1,669.5 | 3.4 | 80 | 23 | 5,899 |
| 1 | Tempe | 39 | 0 | 0 | 0 | 4 | 2 | 2 | 4 | 3 | 31 | 90 | 11 | 71 | 257 | 210.5 | 1.2 | 7 | 2 | 272 |
| 1 | Phoenix | 129 | 0 | 0 | 0 | 13 | 7 | 7 | 15 | 11 | 103 | 297 | 38 | 233 | 853 | 646.0 | 1.3 | 23 | 7 | 728 |
| | <i>Total</i> | <i>168</i> | <i>0</i> | <i>0</i> | <i>0</i> | <i>17</i> | <i>9</i> | <i>9</i> | <i>19</i> | <i>14</i> | <i>134</i> | <i>387</i> | <i>49</i> | <i>304</i> | <i>1,110</i> | <i>856.5</i> | <i>1.3</i> | <i>30</i> | <i>9</i> | <i>1,000</i> |
| 3 | Avondale | 15 | 0 | 0 | 0 | 4 | 1 | 1 | 5 | 1 | 9 | 17 | 7 | 24 | 84 | 155.9 | 0.5 | 2 | 0 | 80 |
| 3 | Phoenix | 1,320 | 0 | 0 | 0 | 312 | 61 | 87 | 444 | 85 | 794 | 1,456 | 623 | 2,008 | 7,190 | 1,996.5 | 3.6 | 144 | 26 | 8,437 |
| 3 | Tolleson | 8 | 0 | 0 | 0 | 2 | 0 | 1 | 3 | 1 | 5 | 9 | 4 | 13 | 46 | 121.8 | 0.4 | 1 | 0 | 51 |
| | <i>Total</i> | <i>1,343</i> | <i>0</i> | <i>0</i> | <i>0</i> | <i>318</i> | <i>62</i> | <i>89</i> | <i>452</i> | <i>87</i> | <i>808</i> | <i>1,482</i> | <i>634</i> | <i>2,045</i> | <i>7,320</i> | <i>2,274.2</i> | <i>3.2</i> | <i>147</i> | <i>26</i> | <i>8,568</i> |
| 7 | Phoenix | 1,108 | 0 | 14 | 0 | 288 | 47 | 84 | 397 | 74 | 599 | 1,217 | 365 | 1,511 | 5,704 | 2,187.0 | 2.6 | 107 | 32 | 5,706 |
| 8 | Phoenix | 502 | 0 | 16 | 0 | 167 | 48 | 53 | 234 | 98 | 468 | 715 | 344 | 892 | 3,537 | 1,145.8 | 3.1 | 58 | 29 | 3,284 |
| 10 | Phoenix | 453 | 0 | 5 | 0 | 247 | 20 | 33 | 649 | 37 | 223 | 458 | 233 | 578 | 2,936 | 1,154.3 | 2.5 | 27 | 14 | 2,891 |
| 12 | Phoenix | 232 | 0 | 0 | 0 | 152 | 9 | 17 | 299 | 18 | 152 | 330 | 125 | 274 | 1,608 | 588.6 | 2.7 | 23 | 6 | 1,330 |
| 13 | Phoenix | 237 | 0 | 15 | 0 | 55 | 11 | 9 | 58 | 8 | 52 | 226 | 47 | 296 | 1,014 | 863.3 | 1.2 | 27 | 4 | 1,286 |
| 15 | Phoenix | 243 | 0 | 0 | 0 | 77 | 15 | 26 | 89 | 27 | 263 | 380 | 121 | 428 | 1,669 | 501.3 | 3.3 | 24 | 13 | 1,242 |
| 16 | Phoenix | 1,090 | 0 | 3 | 0 | 366 | 62 | 70 | 551 | 72 | 489 | 1,138 | 499 | 1,773 | 6,113 | 1,836.9 | 3.3 | 93 | 22 | 5,865 |
| 17 | Scottsdale | 117 | 0 | 0 | 0 | 38 | 5 | 7 | 43 | 6 | 33 | 89 | 51 | 165 | 554 | 214.7 | 2.6 | 9 | 2 | 565 |
| 17 | Phoenix | 1,862 | 0 | 4 | 0 | 604 | 76 | 110 | 677 | 102 | 528 | 1,408 | 802 | 2,623 | 8,796 | 2,319.1 | 3.8 | 147 | 38 | 8,541 |
| | <i>Total</i> | <i>1,979</i> | <i>0</i> | <i>4</i> | <i>0</i> | <i>642</i> | <i>81</i> | <i>117</i> | <i>720</i> | <i>108</i> | <i>561</i> | <i>1,497</i> | <i>853</i> | <i>2,788</i> | <i>9,350</i> | <i>2,533.8</i> | <i>3.7</i> | <i>156</i> | <i>40</i> | <i>9,106</i> |
| 19 | Phoenix | 1,989 | 0 | 0 | 0 | 733 | 74 | 121 | 540 | 104 | 824 | 1,820 | 863 | 2,893 | 9,961 | 3,220.2 | 3.1 | 204 | 35 | 9,079 |
| 27 | Phoenix | 1,220 | 0 | 7 | 0 | 346 | 36 | 54 | 429 | 44 | 457 | 1,103 | 433 | 1,701 | 5,830 | 1,603.0 | 3.6 | 86 | 15 | 4,719 |
| 30 | Tempe | 375 | 0 | 0 | 0 | 85 | 16 | 8 | 35 | 17 | 116 | 542 | 62 | 399 | 1,655 | 730.7 | 2.3 | 65 | 8 | 1,394 |
| 30 | Mesa | 480 | 0 | 0 | 0 | 109 | 20 | 10 | 44 | 22 | 149 | 694 | 79 | 511 | 2,118 | 1,267.3 | 1.7 | 83 | 10 | 1,797 |
| 30 | Phoenix | 111 | 0 | 0 | 0 | 25 | 5 | 2 | 10 | 5 | 35 | 161 | 18 | 119 | 491 | 427.8 | 1.1 | 19 | 2 | 393 |
| | <i>Total</i> | <i>966</i> | <i>0</i> | <i>0</i> | <i>0</i> | <i>219</i> | <i>41</i> | <i>20</i> | <i>89</i> | <i>44</i> | <i>300</i> | <i>1,397</i> | <i>159</i> | <i>1,029</i> | <i>4,264</i> | <i>2,425.8</i> | <i>1.8</i> | <i>167</i> | <i>20</i> | <i>3,584</i> |
| 32 | Phoenix | 392 | 0 | 3 | 0 | 104 | 14 | 23 | 175 | 18 | 156 | 368 | 148 | 566 | 1,967 | 1,280.2 | 1.5 | 43 | 7 | 25 |
| 35 | Phoenix | 1,485 | 0 | 1 | 0 | 661 | 59 | 76 | 580 | 48 | 494 | 1,204 | 595 | 2,214 | 7,417 | 2,335.6 | 3.2 | 136 | 31 | 7,457 |
| 41 | Avondale | 20 | 0 | 0 | 0 | 7 | 1 | 1 | 7 | 1 | 8 | 16 | 7 | 27 | 95 | 131.5 | 0.7 | 2 | 0 | 104 |
| 41 | Scottsdale | 156 | 0 | 0 | 0 | 52 | 6 | 10 | 54 | 8 | 61 | 127 | 58 | 209 | 741 | 361.4 | 2.1 | 15 | 3 | 627 |
| 41 | Phoenix | 2,012 | 0 | 4 | 0 | 673 | 71 | 125 | 701 | 99 | 788 | 1,639 | 742 | 2,693 | 9,547 | 2,663.8 | 3.6 | 188 | 34 | 9,492 |
| | <i>Total</i> | <i>2,188</i> | <i>0</i> | <i>4</i> | <i>0</i> | <i>732</i> | <i>78</i> | <i>136</i> | <i>762</i> | <i>108</i> | <i>857</i> | <i>1,782</i> | <i>807</i> | <i>2,929</i> | <i>10,383</i> | <i>3,156.7</i> | <i>3.3</i> | <i>205</i> | <i>37</i> | <i>10,223</i> |
| 43 | Phoenix | 858 | 0 | 0 | 0 | 238 | 36 | 21 | 297 | 25 | 182 | 543 | 163 | 928 | 3,291 | 1,163.2 | 2.8 | 59 | 10 | 3,228 |

AVERAGE DAILY RIDERSHIP REPORT FOR OCTOBER 2007

| Route | City | Reg Fare | Exp Fare | Reg Ticket | Exp Ticket | Youth Fare | Senior Fare | Disabled Fare | Youth Pass | Senior Pass | Disabled Pass | Monthly Pass | Free | Transfers | Total Passgrs | Revenue Miles | Passgrs Per Mile | Bikes | W/C | 10/06 - Total Passgrs |
|-------|--------------|--------------|----------|------------|------------|------------|-------------|---------------|------------|-------------|---------------|--------------|------------|--------------|---------------|----------------|------------------|------------|-----------|-----------------------|
| 44 | Tempe | 97 | 0 | 0 | 0 | 16 | 3 | 4 | 13 | 5 | 30 | 141 | 24 | 145 | 478 | 201.4 | 2.4 | 12 | 1 | 603 |
| 44 | Paradise Va | 42 | 0 | 0 | 0 | 7 | 1 | 2 | 5 | 2 | 13 | 61 | 10 | 62 | 205 | 217.4 | 0.9 | 5 | 1 | 159 |
| 44 | Phoenix | 485 | 0 | 0 | 0 | 81 | 13 | 21 | 63 | 26 | 149 | 704 | 121 | 725 | 2,388 | 1,128.5 | 2.1 | 60 | 7 | 2,389 |
| | <i>Total</i> | <i>624</i> | <i>0</i> | <i>0</i> | <i>0</i> | <i>104</i> | <i>17</i> | <i>27</i> | <i>81</i> | <i>33</i> | <i>192</i> | <i>906</i> | <i>155</i> | <i>932</i> | <i>3,071</i> | <i>1,547.3</i> | <i>2.0</i> | <i>77</i> | <i>9</i> | <i>3,151</i> |
| 45 | Tempe | 496 | 0 | 27 | 0 | 76 | 13 | 20 | 108 | 23 | 128 | 361 | 124 | 639 | 2,015 | 570.1 | 3.5 | 63 | 10 | 2,018 |
| 45 | Mesa | 312 | 0 | 17 | 0 | 48 | 8 | 13 | 68 | 15 | 81 | 227 | 78 | 402 | 1,269 | 1,061.8 | 1.2 | 40 | 7 | 973 |
| 45 | Phoenix | 384 | 0 | 21 | 0 | 59 | 10 | 15 | 84 | 18 | 99 | 280 | 96 | 495 | 1,561 | 817.8 | 1.9 | 49 | 8 | 1,394 |
| | <i>Total</i> | <i>1,192</i> | <i>0</i> | <i>65</i> | <i>0</i> | <i>183</i> | <i>31</i> | <i>48</i> | <i>260</i> | <i>56</i> | <i>308</i> | <i>868</i> | <i>298</i> | <i>1,536</i> | <i>4,845</i> | <i>2,449.7</i> | <i>2.0</i> | <i>152</i> | <i>25</i> | <i>4,385</i> |
| 50 | Scottsdale | 79 | 0 | 0 | 0 | 24 | 3 | 4 | 53 | 4 | 30 | 78 | 33 | 100 | 408 | 208.3 | 2.0 | 6 | 1 | 405 |
| 50 | Phoenix | 1,112 | 0 | 5 | 0 | 335 | 48 | 57 | 742 | 63 | 417 | 1,103 | 459 | 1,406 | 5,747 | 1,605.8 | 3.6 | 89 | 17 | 5,437 |
| | <i>Total</i> | <i>1,191</i> | <i>0</i> | <i>5</i> | <i>0</i> | <i>359</i> | <i>51</i> | <i>61</i> | <i>795</i> | <i>67</i> | <i>447</i> | <i>1,181</i> | <i>492</i> | <i>1,506</i> | <i>6,155</i> | <i>1,814.1</i> | <i>3.4</i> | <i>95</i> | <i>18</i> | <i>5,842</i> |
| 51 | Glendale | 116 | 0 | 7 | 0 | 30 | 4 | 4 | 28 | 4 | 37 | 94 | 32 | 159 | 515 | 364.8 | 1.4 | 11 | 2 | 514 |
| 51 | Phoenix | 165 | 0 | 10 | 0 | 42 | 5 | 5 | 40 | 6 | 53 | 134 | 46 | 226 | 732 | 268.1 | 2.7 | 16 | 3 | 766 |
| | <i>Total</i> | <i>281</i> | <i>0</i> | <i>17</i> | <i>0</i> | <i>72</i> | <i>9</i> | <i>9</i> | <i>68</i> | <i>10</i> | <i>90</i> | <i>228</i> | <i>78</i> | <i>385</i> | <i>1,247</i> | <i>632.9</i> | <i>2.0</i> | <i>27</i> | <i>5</i> | <i>1,280</i> |
| 52 | Phoenix | 180 | 0 | 0 | 0 | 100 | 5 | 6 | 175 | 9 | 54 | 154 | 89 | 226 | 998 | 679.2 | 1.5 | 14 | 2 | 916 |
| 56 | Tempe | 318 | 0 | 23 | 0 | 64 | 7 | 5 | 89 | 14 | 48 | 417 | 73 | 471 | 1,529 | 886.4 | 1.7 | 42 | 5 | 1,552 |
| 56 | Phoenix | 62 | 0 | 4 | 0 | 12 | 1 | 1 | 17 | 3 | 9 | 81 | 14 | 91 | 295 | 435.6 | 0.7 | 8 | 1 | 274 |
| 56 | Guadalupe | 50 | 0 | 4 | 0 | 10 | 1 | 1 | 14 | 2 | 8 | 65 | 11 | 74 | 240 | 113.8 | 2.1 | 7 | 1 | 221 |
| | <i>Total</i> | <i>430</i> | <i>0</i> | <i>31</i> | <i>0</i> | <i>86</i> | <i>9</i> | <i>7</i> | <i>120</i> | <i>19</i> | <i>65</i> | <i>563</i> | <i>98</i> | <i>636</i> | <i>2,064</i> | <i>1,435.8</i> | <i>1.4</i> | <i>57</i> | <i>7</i> | <i>2,047</i> |
| 59 | Glendale | 522 | 0 | 0 | 0 | 159 | 15 | 16 | 194 | 15 | 120 | 306 | 92 | 517 | 1,956 | 741.0 | 2.6 | 42 | 11 | 1,702 |
| 59 | Phoenix | 357 | 0 | 0 | 0 | 109 | 10 | 11 | 133 | 10 | 82 | 209 | 63 | 354 | 1,338 | 371.1 | 3.6 | 29 | 8 | 1,268 |
| | <i>Total</i> | <i>879</i> | <i>0</i> | <i>0</i> | <i>0</i> | <i>268</i> | <i>25</i> | <i>27</i> | <i>327</i> | <i>25</i> | <i>202</i> | <i>515</i> | <i>155</i> | <i>871</i> | <i>3,294</i> | <i>1,112.1</i> | <i>3.0</i> | <i>71</i> | <i>19</i> | <i>2,970</i> |
| 60 | Glendale | 176 | 0 | 0 | 0 | 66 | 8 | 11 | 58 | 13 | 68 | 144 | 92 | 236 | 872 | 353.6 | 2.5 | 15 | 4 | 776 |
| 60 | Phoenix | 385 | 0 | 0 | 0 | 144 | 19 | 24 | 127 | 28 | 148 | 316 | 201 | 518 | 1,910 | 704.5 | 2.7 | 34 | 10 | 1,542 |
| | <i>Total</i> | <i>561</i> | <i>0</i> | <i>0</i> | <i>0</i> | <i>210</i> | <i>27</i> | <i>35</i> | <i>185</i> | <i>41</i> | <i>216</i> | <i>460</i> | <i>293</i> | <i>754</i> | <i>2,782</i> | <i>1,058.1</i> | <i>2.6</i> | <i>49</i> | <i>14</i> | <i>2,318</i> |
| 61 | Tempe | 444 | 0 | 0 | 0 | 171 | 17 | 10 | 144 | 18 | 111 | 386 | 71 | 562 | 1,934 | 611.5 | 3.2 | 44 | 8 | 1,451 |
| 61 | Mesa | 506 | 0 | 0 | 0 | 195 | 19 | 12 | 164 | 21 | 126 | 439 | 81 | 640 | 2,203 | 851.1 | 2.6 | 50 | 10 | 1,803 |
| 61 | Phoenix | 507 | 0 | 0 | 0 | 195 | 19 | 12 | 164 | 21 | 126 | 440 | 81 | 642 | 2,207 | 1,005.5 | 2.2 | 50 | 10 | 1,698 |
| | <i>Total</i> | <i>1,457</i> | <i>0</i> | <i>0</i> | <i>0</i> | <i>561</i> | <i>55</i> | <i>34</i> | <i>472</i> | <i>60</i> | <i>363</i> | <i>1,265</i> | <i>233</i> | <i>1,844</i> | <i>6,344</i> | <i>2,468.1</i> | <i>2.6</i> | <i>144</i> | <i>28</i> | <i>4,952</i> |
| 62 | Tempe | 280 | 0 | 11 | 0 | 52 | 6 | 6 | 121 | 16 | 51 | 591 | 42 | 283 | 1,459 | 1,049.7 | 1.4 | 29 | 4 | 1,422 |
| 65 | Tempe | 112 | 0 | 3 | 0 | 21 | 2 | 2 | 60 | 5 | 34 | 353 | 20 | 174 | 786 | 570.1 | 1.4 | 21 | 3 | 849 |
| 66 | Tempe | 196 | 0 | 6 | 0 | 30 | 3 | 3 | 71 | 12 | 47 | 424 | 43 | 230 | 1,065 | 898.4 | 1.2 | 35 | 4 | 950 |
| 66 | Scottsdale | 57 | 0 | 2 | 0 | 9 | 1 | 1 | 21 | 4 | 14 | 124 | 13 | 67 | 313 | 354.4 | 0.9 | 10 | 1 | 238 |
| | <i>Total</i> | <i>253</i> | <i>0</i> | <i>8</i> | <i>0</i> | <i>39</i> | <i>4</i> | <i>4</i> | <i>92</i> | <i>16</i> | <i>61</i> | <i>548</i> | <i>56</i> | <i>297</i> | <i>1,378</i> | <i>1,252.8</i> | <i>1.1</i> | <i>45</i> | <i>5</i> | <i>1,188</i> |
| 67 | Glendale | 359 | 0 | 0 | 0 | 103 | 13 | 9 | 71 | 10 | 76 | 183 | 96 | 427 | 1,347 | 567.0 | 2.4 | 32 | 5 | 1,267 |
| 67 | Phoenix | 315 | 0 | 0 | 0 | 90 | 11 | 8 | 63 | 9 | 66 | 161 | 84 | 374 | 1,181 | 440.4 | 2.7 | 28 | 5 | 1,152 |
| | <i>Total</i> | <i>674</i> | <i>0</i> | <i>0</i> | <i>0</i> | <i>193</i> | <i>24</i> | <i>17</i> | <i>134</i> | <i>19</i> | <i>142</i> | <i>344</i> | <i>180</i> | <i>801</i> | <i>2,528</i> | <i>1,007.4</i> | <i>2.5</i> | <i>60</i> | <i>10</i> | <i>2,419</i> |
| 70 | Glendale | 243 | 0 | 4 | 0 | 84 | 9 | 15 | 84 | 15 | 117 | 271 | 98 | 399 | 1,339 | 1,064.9 | 1.3 | 27 | 6 | 1,466 |
| 70 | Phoenix | 1,177 | 0 | 19 | 0 | 407 | 41 | 73 | 409 | 71 | 565 | 1,310 | 476 | 1,931 | 6,479 | 1,949.8 | 3.3 | 129 | 29 | 5,932 |
| | <i>Total</i> | <i>1,420</i> | <i>0</i> | <i>23</i> | <i>0</i> | <i>491</i> | <i>50</i> | <i>88</i> | <i>493</i> | <i>86</i> | <i>682</i> | <i>1,581</i> | <i>574</i> | <i>2,330</i> | <i>7,818</i> | <i>3,014.7</i> | <i>2.6</i> | <i>156</i> | <i>35</i> | <i>7,398</i> |

AVERAGE DAILY RIDERSHIP REPORT FOR OCTOBER 2007

| Route | City | Reg Fare | Exp Fare | Reg Ticket | Exp Ticket | Youth Fare | Senior Fare | Disabled Fare | Youth Pass | Senior Pass | Disabled Pass | Monthly Pass | Free | Transfers | Total Passgrs | Revenue Miles | Passgrs Per Mile | Bikes | W/C | 10/06 - Total Passgrs |
|-------|--------------|--------------|----------|------------|------------|------------|-------------|---------------|------------|-------------|---------------|--------------|------------|--------------|---------------|----------------|------------------|------------|-----------|-----------------------|
| 72 | Tempe | 730 | 0 | 0 | 0 | 96 | 25 | 15 | 124 | 40 | 171 | 1,362 | 92 | 802 | 3,457 | 1,611.6 | 2.1 | 124 | 8 | 2,762 |
| 72 | Scottsdale | 504 | 0 | 0 | 0 | 66 | 18 | 11 | 85 | 28 | 118 | 940 | 64 | 554 | 2,388 | 1,650.3 | 1.4 | 85 | 5 | 2,028 |
| 72 | Chandler | 146 | 0 | 0 | 0 | 19 | 5 | 3 | 25 | 8 | 34 | 272 | 18 | 160 | 690 | 427.7 | 1.6 | 25 | 2 | 433 |
| | <i>Total</i> | <i>1,380</i> | <i>0</i> | <i>0</i> | <i>0</i> | <i>181</i> | <i>48</i> | <i>29</i> | <i>234</i> | <i>76</i> | <i>323</i> | <i>2,574</i> | <i>174</i> | <i>1,516</i> | <i>6,535</i> | <i>3,689.6</i> | <i>1.8</i> | <i>234</i> | <i>15</i> | <i>5,223</i> |
| 76 | Tempe | 48 | 0 | 2 | 0 | 14 | 2 | 1 | 20 | 7 | 13 | 81 | 8 | 41 | 237 | 255.4 | 0.9 | 5 | 1 | 217 |
| 76 | Scottsdale | 87 | 0 | 3 | 0 | 26 | 5 | 2 | 37 | 12 | 23 | 149 | 15 | 75 | 434 | 670.3 | 0.6 | 8 | 2 | 373 |
| | <i>Total</i> | <i>135</i> | <i>0</i> | <i>5</i> | <i>0</i> | <i>40</i> | <i>7</i> | <i>3</i> | <i>57</i> | <i>19</i> | <i>36</i> | <i>230</i> | <i>23</i> | <i>116</i> | <i>671</i> | <i>925.7</i> | <i>0.7</i> | <i>13</i> | <i>3</i> | <i>590</i> |
| 77 | Tempe | 232 | 0 | 13 | 0 | 107 | 7 | 7 | 154 | 8 | 51 | 263 | 73 | 413 | 1,328 | 625.0 | 2.1 | 27 | 5 | 1,298 |
| 77 | Mesa | 28 | 0 | 2 | 0 | 13 | 1 | 1 | 18 | 1 | 6 | 31 | 9 | 49 | 159 | 96.0 | 1.7 | 3 | 1 | 173 |
| 77 | Phoenix | 180 | 0 | 10 | 0 | 83 | 6 | 5 | 119 | 6 | 39 | 204 | 57 | 320 | 1,029 | 723.3 | 1.4 | 21 | 4 | 802 |
| | <i>Total</i> | <i>440</i> | <i>0</i> | <i>25</i> | <i>0</i> | <i>203</i> | <i>14</i> | <i>13</i> | <i>291</i> | <i>15</i> | <i>96</i> | <i>498</i> | <i>139</i> | <i>782</i> | <i>2,516</i> | <i>1,444.3</i> | <i>1.7</i> | <i>51</i> | <i>10</i> | <i>2,273</i> |
| 80 | Glendale | 39 | 0 | 0 | 0 | 22 | 3 | 4 | 18 | 4 | 27 | 49 | 16 | 72 | 254 | 145.9 | 1.7 | 5 | 1 | 490 |
| 80 | Phoenix | 221 | 0 | 0 | 0 | 126 | 16 | 23 | 102 | 23 | 156 | 282 | 92 | 409 | 1,450 | 393.8 | 3.7 | 27 | 6 | 1,129 |
| | <i>Total</i> | <i>260</i> | <i>0</i> | <i>0</i> | <i>0</i> | <i>148</i> | <i>19</i> | <i>27</i> | <i>120</i> | <i>27</i> | <i>183</i> | <i>331</i> | <i>108</i> | <i>481</i> | <i>1,704</i> | <i>539.7</i> | <i>3.2</i> | <i>32</i> | <i>7</i> | <i>1,619</i> |
| 81 | Tempe | 468 | 0 | 0 | 0 | 121 | 13 | 9 | 191 | 23 | 103 | 815 | 94 | 529 | 2,366 | 1,272.6 | 1.9 | 89 | 10 | 1,845 |
| 81 | Scottsdale | 246 | 0 | 0 | 0 | 63 | 7 | 5 | 101 | 12 | 54 | 428 | 49 | 278 | 1,243 | 1,698.1 | 0.7 | 47 | 5 | 999 |
| 81 | Chandler | 47 | 0 | 0 | 0 | 12 | 1 | 1 | 19 | 2 | 10 | 82 | 9 | 53 | 236 | 138.9 | 1.7 | 9 | 1 | 151 |
| | <i>Total</i> | <i>761</i> | <i>0</i> | <i>0</i> | <i>0</i> | <i>196</i> | <i>21</i> | <i>15</i> | <i>311</i> | <i>37</i> | <i>167</i> | <i>1,325</i> | <i>152</i> | <i>860</i> | <i>3,845</i> | <i>3,109.6</i> | <i>1.2</i> | <i>145</i> | <i>16</i> | <i>2,995</i> |
| 84 | Scottsdale | 18 | 0 | 4 | 0 | 11 | 2 | 1 | 8 | 2 | 5 | 33 | 13 | 18 | 115 | 200.9 | 0.6 | 2 | 1 | 84 |
| 90 | Glendale | 98 | 0 | 0 | 0 | 34 | 3 | 5 | 21 | 5 | 41 | 92 | 36 | 115 | 450 | 207.6 | 2.2 | 10 | 3 | 634 |
| 90 | Phoenix | 626 | 0 | 0 | 0 | 216 | 21 | 33 | 132 | 30 | 264 | 593 | 228 | 735 | 2,878 | 960.3 | 3.0 | 64 | 21 | 2,339 |
| | <i>Total</i> | <i>724</i> | <i>0</i> | <i>0</i> | <i>0</i> | <i>250</i> | <i>24</i> | <i>38</i> | <i>153</i> | <i>35</i> | <i>305</i> | <i>685</i> | <i>264</i> | <i>850</i> | <i>3,328</i> | <i>1,167.9</i> | <i>2.8</i> | <i>74</i> | <i>24</i> | <i>2,973</i> |
| 92 | Tempe | 277 | 0 | 6 | 0 | 124 | 5 | 4 | 203 | 15 | 68 | 355 | 64 | 442 | 1,563 | 1,424.9 | 1.1 | 33 | 5 | 1,300 |
| 96 | Mesa | 257 | 0 | 0 | 0 | 85 | 12 | 9 | 56 | 9 | 86 | 258 | 59 | 336 | 1,167 | 515.1 | 2.3 | 26 | 5 | 817 |
| 104 | Mesa | 324 | 0 | 0 | 0 | 138 | 19 | 14 | 44 | 14 | 143 | 232 | 77 | 438 | 1,443 | 584.6 | 2.5 | 45 | 10 | 1,278 |
| 104 | Chandler | 106 | 0 | 0 | 0 | 45 | 6 | 5 | 14 | 4 | 47 | 76 | 25 | 143 | 471 | 290.1 | 1.6 | 15 | 3 | 275 |
| | <i>Total</i> | <i>430</i> | <i>0</i> | <i>0</i> | <i>0</i> | <i>183</i> | <i>25</i> | <i>19</i> | <i>58</i> | <i>18</i> | <i>190</i> | <i>308</i> | <i>102</i> | <i>581</i> | <i>1,914</i> | <i>874.7</i> | <i>2.2</i> | <i>60</i> | <i>13</i> | <i>1,553</i> |
| 106 | Scottsdale | 78 | 0 | 0 | 0 | 17 | 3 | 2 | 9 | 5 | 22 | 58 | 11 | 72 | 277 | 265.2 | 1.0 | 6 | 1 | 230 |
| 106 | Glendale | 161 | 0 | 0 | 0 | 35 | 5 | 4 | 19 | 9 | 46 | 121 | 22 | 150 | 572 | 210.7 | 2.7 | 13 | 3 | 568 |
| 106 | Peoria | 102 | 0 | 0 | 0 | 22 | 3 | 3 | 12 | 6 | 29 | 77 | 14 | 96 | 364 | 164.5 | 2.2 | 9 | 2 | 357 |
| 106 | Sun City | 41 | 0 | 0 | 0 | 9 | 1 | 1 | 5 | 2 | 12 | 31 | 6 | 38 | 146 | 166.8 | 0.9 | 3 | 1 | 124 |
| 106 | Phoenix | 701 | 0 | 2 | 0 | 152 | 23 | 19 | 84 | 41 | 198 | 528 | 97 | 654 | 2,499 | 1,316.4 | 1.9 | 58 | 13 | 2,533 |
| | <i>Total</i> | <i>1,083</i> | <i>0</i> | <i>2</i> | <i>0</i> | <i>235</i> | <i>35</i> | <i>29</i> | <i>129</i> | <i>63</i> | <i>307</i> | <i>815</i> | <i>150</i> | <i>1,010</i> | <i>3,858</i> | <i>2,123.6</i> | <i>1.8</i> | <i>89</i> | <i>20</i> | <i>3,812</i> |
| 108 | Tempe | 102 | 0 | 2 | 0 | 28 | 6 | 3 | 21 | 2 | 15 | 86 | 18 | 133 | 416 | 442.9 | 0.9 | 17 | 4 | 493 |
| 108 | Mesa | 15 | 0 | 0 | 0 | 4 | 1 | 0 | 3 | 0 | 2 | 12 | 3 | 19 | 59 | 62.9 | 0.9 | 2 | 1 | 55 |
| 108 | Chandler | 18 | 0 | 0 | 0 | 5 | 1 | 0 | 4 | 0 | 3 | 15 | 3 | 23 | 72 | 108.4 | 0.7 | 3 | 1 | 38 |
| 108 | Gilbert | 18 | 0 | 0 | 0 | 5 | 1 | 0 | 4 | 0 | 3 | 15 | 3 | 24 | 73 | 263.0 | 0.3 | 3 | 1 | 50 |
| 108 | Guadalupe | 27 | 0 | 0 | 0 | 7 | 1 | 1 | 5 | 1 | 4 | 23 | 5 | 35 | 109 | 86.7 | 1.3 | 4 | 1 | 63 |
| | <i>Total</i> | <i>180</i> | <i>0</i> | <i>2</i> | <i>0</i> | <i>49</i> | <i>10</i> | <i>4</i> | <i>37</i> | <i>3</i> | <i>27</i> | <i>151</i> | <i>32</i> | <i>234</i> | <i>729</i> | <i>963.9</i> | <i>0.8</i> | <i>29</i> | <i>8</i> | <i>699</i> |
| 112 | Mesa | 328 | 0 | 0 | 0 | 57 | 9 | 9 | 12 | 7 | 89 | 182 | 69 | 336 | 1,098 | 339.0 | 3.2 | 36 | 6 | 918 |
| 112 | Chandler | 161 | 0 | 0 | 0 | 28 | 4 | 4 | 6 | 3 | 44 | 89 | 34 | 165 | 538 | 247.1 | 2.2 | 18 | 3 | 343 |
| | <i>Total</i> | <i>489</i> | <i>0</i> | <i>0</i> | <i>0</i> | <i>85</i> | <i>13</i> | <i>13</i> | <i>18</i> | <i>10</i> | <i>133</i> | <i>271</i> | <i>103</i> | <i>501</i> | <i>1,636</i> | <i>586.1</i> | <i>2.8</i> | <i>54</i> | <i>9</i> | <i>1,261</i> |

AVERAGE DAILY RIDERSHIP REPORT FOR OCTOBER 2007

| Route | City | Reg Fare | Exp Fare | Reg Ticket | Exp Ticket | Youth Fare | Senior Fare | Disabled Fare | Youth Pass | Senior Pass | Disabled Pass | Monthly Pass | Free | Transfers | Total Passgrs | Revenue Miles | Passgrs Per Mile | Bikes | W/C | 10/06 - Total Passgrs |
|---------------------------|---------------|---------------|-------------|-------------|-------------|---------------|--------------|---------------|---------------|--------------|---------------|---------------|---------------|---------------|----------------|-----------------|------------------|--------------|------------|-----------------------|
| 114 | Scottsdale | 24 | 0 | 2 | 0 | 3 | 1 | 0 | 6 | 9 | 2 | 32 | 1 | 20 | 100 | 245.1 | 0.4 | 2 | 0 | 79 |
| 120 | Mesa | 140 | 0 | 0 | 0 | 22 | 8 | 3 | 13 | 6 | 54 | 82 | 33 | 203 | 564 | 358.5 | 1.6 | 15 | 7 | 342 |
| 122 | Phoenix | 126 | 0 | 0 | 0 | 52 | 4 | 4 | 29 | 3 | 32 | 104 | 24 | 116 | 494 | 504.2 | 1.0 | 8 | 1 | 390 |
| 128 | Mesa | 122 | 0 | 0 | 0 | 23 | 4 | 7 | 9 | 6 | 36 | 68 | 38 | 133 | 446 | 301.2 | 1.5 | 13 | 2 | 296 |
| 131 | Avondale | 40 | 0 | 0 | 0 | 15 | 2 | 1 | 7 | 0 | 7 | 18 | 12 | 33 | 135 | 260.1 | 0.5 | 4 | 1 | 122 |
| 131 | Phoenix | 44 | 0 | 0 | 0 | 17 | 2 | 1 | 8 | 0 | 8 | 20 | 13 | 37 | 150 | 64.0 | 2.3 | 4 | 1 | 133 |
| 131 | Goodyear | 7 | 0 | 0 | 0 | 3 | 0 | 0 | 1 | 0 | 1 | 3 | 2 | 6 | 23 | 70.7 | 0.3 | 1 | 0 | 21 |
| 131 | Litchfield Pa | 2 | 0 | 0 | 0 | 1 | 0 | 0 | 0 | 0 | 0 | 1 | 0 | 1 | 5 | 6.0 | 0.8 | 0 | 0 | 5 |
| 131 | Tolleson | 21 | 0 | 0 | 0 | 8 | 1 | 1 | 4 | 0 | 4 | 9 | 6 | 17 | 71 | 79.8 | 0.9 | 2 | 0 | 63 |
| | <i>Total</i> | <i>114</i> | <i>0</i> | <i>0</i> | <i>0</i> | <i>44</i> | <i>5</i> | <i>3</i> | <i>20</i> | <i>0</i> | <i>20</i> | <i>51</i> | <i>33</i> | <i>94</i> | <i>384</i> | <i>480.6</i> | <i>0.8</i> | <i>11</i> | <i>2</i> | <i>344</i> |
| 136 | Mesa | 206 | 0 | 0 | 0 | 39 | 8 | 2 | 11 | 4 | 36 | 127 | 31 | 220 | 684 | 400.3 | 1.7 | 30 | 3 | 505 |
| 136 | Gilbert | 88 | 0 | 0 | 0 | 16 | 3 | 1 | 5 | 2 | 15 | 54 | 13 | 94 | 291 | 396.0 | 0.7 | 13 | 1 | 164 |
| | <i>Total</i> | <i>294</i> | <i>0</i> | <i>0</i> | <i>0</i> | <i>55</i> | <i>11</i> | <i>3</i> | <i>16</i> | <i>6</i> | <i>51</i> | <i>181</i> | <i>44</i> | <i>314</i> | <i>975</i> | <i>796.3</i> | <i>1.2</i> | <i>43</i> | <i>4</i> | <i>669</i> |
| 138 | Glendale | 70 | 0 | 0 | 0 | 22 | 4 | 3 | 9 | 5 | 19 | 76 | 7 | 74 | 289 | 195.2 | 1.5 | 9 | 1 | 281 |
| 138 | Phoenix | 270 | 0 | 0 | 0 | 84 | 14 | 10 | 35 | 20 | 75 | 293 | 27 | 286 | 1,114 | 891.9 | 1.2 | 35 | 6 | 1,134 |
| | <i>Total</i> | <i>340</i> | <i>0</i> | <i>0</i> | <i>0</i> | <i>106</i> | <i>18</i> | <i>13</i> | <i>44</i> | <i>25</i> | <i>94</i> | <i>369</i> | <i>34</i> | <i>360</i> | <i>1,403</i> | <i>1,087.1</i> | <i>1.3</i> | <i>38</i> | <i>3</i> | <i>1,415</i> |
| 154 | Scottsdale | 18 | 0 | 0 | 0 | 5 | 0 | 0 | 2 | 0 | 3 | 13 | 4 | 15 | 50 | 49.7 | 1.0 | 2 | 0 | *Jul08 |
| 154 | Phoenix | 228 | 0 | 0 | 0 | 66 | 6 | 6 | 31 | 6 | 39 | 165 | 47 | 193 | 1,093 | 1,093.1 | 1.0 | 26 | 3 | *Jul08 |
| | <i>Total</i> | <i>246</i> | <i>0</i> | <i>0</i> | <i>0</i> | <i>71</i> | <i>6</i> | <i>6</i> | <i>33</i> | <i>6</i> | <i>42</i> | <i>178</i> | <i>51</i> | <i>208</i> | <i>1,143</i> | <i>1,142.8</i> | <i>1.0</i> | <i>28</i> | <i>3</i> | <i>*Jul08</i> |
| 156 | Mesa | 17 | 0 | 0 | 0 | 4 | 1 | 0 | 1 | 0 | 2 | 11 | 2 | 13 | 51 | 26.0 | 2.0 | 3 | 0 | *Jul08 |
| 156 | Chandler | 254 | 0 | 0 | 0 | 62 | 11 | 4 | 21 | 3 | 31 | 169 | 30 | 197 | 782 | 1,069.3 | 0.7 | 41 | 2 | 485 |
| 156 | Phoenix | 73 | 0 | 0 | 0 | 18 | 3 | 1 | 6 | 1 | 9 | 49 | 9 | 57 | 226 | 391.4 | 0.6 | 12 | 1 | 119 |
| 156 | Gilbert | 29 | 0 | 0 | 0 | 7 | 1 | 0 | 2 | 0 | 3 | 19 | 3 | 23 | 87 | 777.3 | 0.1 | 5 | 0 | *Jul08 |
| | <i>Total</i> | <i>373</i> | <i>0</i> | <i>0</i> | <i>0</i> | <i>91</i> | <i>16</i> | <i>5</i> | <i>30</i> | <i>4</i> | <i>45</i> | <i>248</i> | <i>44</i> | <i>290</i> | <i>1,146</i> | <i>2,264.0</i> | <i>0.5</i> | <i>61</i> | <i>3</i> | <i>604</i> |
| 170 | Scottsdale | 105 | 0 | 0 | 0 | 18 | 3 | 2 | 9 | 3 | 16 | 57 | 12 | 81 | 306 | 226.4 | 1.4 | 8 | 1 | 284 |
| 170 | Glendale | 160 | 0 | 0 | 0 | 27 | 5 | 3 | 14 | 5 | 25 | 88 | 18 | 125 | 470 | 251.3 | 1.9 | 12 | 1 | 489 |
| 170 | Phoenix | 841 | 0 | 0 | 0 | 144 | 26 | 17 | 75 | 27 | 130 | 460 | 96 | 654 | 2,470 | 1,043.5 | 2.4 | 62 | 5 | 2,521 |
| | <i>Total</i> | <i>1,106</i> | <i>0</i> | <i>0</i> | <i>0</i> | <i>189</i> | <i>34</i> | <i>22</i> | <i>98</i> | <i>35</i> | <i>171</i> | <i>605</i> | <i>126</i> | <i>860</i> | <i>3,246</i> | <i>1,521.2</i> | <i>2.1</i> | <i>82</i> | <i>7</i> | <i>3,294</i> |
| 186 | Glendale | 69 | 0 | 0 | 0 | 50 | 3 | 2 | 22 | 3 | 16 | 55 | 6 | 69 | 295 | 330.6 | 0.9 | 9 | 1 | 262 |
| 186 | Phoenix | 234 | 0 | 1 | 0 | 167 | 10 | 6 | 73 | 9 | 53 | 187 | 22 | 233 | 995 | 911.2 | 1.1 | 32 | 3 | 992 |
| | <i>Total</i> | <i>303</i> | <i>0</i> | <i>1</i> | <i>0</i> | <i>217</i> | <i>13</i> | <i>8</i> | <i>95</i> | <i>12</i> | <i>69</i> | <i>242</i> | <i>28</i> | <i>302</i> | <i>1,290</i> | <i>1,241.8</i> | <i>1.0</i> | <i>41</i> | <i>4</i> | <i>1,254</i> |
| Blue | Phoenix | 517 | 0 | 0 | 0 | 188 | 22 | 36 | 250 | 72 | 350 | 1,002 | 184 | 998 | 3,619 | 2,275.1 | 1.6 | 64 | 15 | 4,049 |
| Green | Avondale | 10 | 0 | 0 | 0 | 5 | 0 | 1 | 6 | 1 | 4 | 9 | 4 | 14 | 54 | 152.8 | 0.4 | 1 | 0 | 68 |
| Green | Scottsdale | 124 | 0 | 0 | 0 | 59 | 6 | 7 | 78 | 7 | 54 | 121 | 53 | 179 | 688 | 295.6 | 2.3 | 9 | 3 | 697 |
| Green | Phoenix | 1,936 | 0 | 1 | 0 | 923 | 88 | 113 | 1,227 | 113 | 846 | 1,894 | 830 | 2,802 | 10,773 | 2,265.7 | 4.8 | 138 | 39 | 10,941 |
| | <i>Total</i> | <i>2,070</i> | <i>0</i> | <i>1</i> | <i>0</i> | <i>987</i> | <i>94</i> | <i>121</i> | <i>1,311</i> | <i>121</i> | <i>904</i> | <i>2,024</i> | <i>887</i> | <i>2,995</i> | <i>11,515</i> | <i>2,714.1</i> | <i>4.2</i> | <i>148</i> | <i>42</i> | <i>11,706</i> |
| Red | Tempe | 331 | 0 | 1 | 0 | 80 | 14 | 23 | 94 | 25 | 178 | 576 | 97 | 432 | 1,851 | 837.0 | 2.2 | 40 | 8 | 2,142 |
| Red | Mesa | 238 | 0 | 1 | 0 | 57 | 10 | 16 | 68 | 18 | 128 | 414 | 70 | 310 | 1,330 | 421.3 | 3.2 | 29 | 5 | 1,471 |
| Red | Phoenix | 1,065 | 0 | 3 | 0 | 257 | 44 | 73 | 303 | 82 | 575 | 1,855 | 312 | 1,390 | 5,959 | 2,233.0 | 2.7 | 128 | 25 | 6,464 |
| | <i>Total</i> | <i>1,634</i> | <i>0</i> | <i>5</i> | <i>0</i> | <i>394</i> | <i>68</i> | <i>112</i> | <i>465</i> | <i>125</i> | <i>881</i> | <i>2,845</i> | <i>479</i> | <i>2,132</i> | <i>9,140</i> | <i>3,491.3</i> | <i>2.6</i> | <i>197</i> | <i>38</i> | <i>10,077</i> |
| TOTAL FIXED ROUTES | | 40,663 | 0 | 300 | 0 | 12,665 | 1,599 | 1,936 | 14,262 | 2,245 | 15,093 | 42,664 | 12,992 | 54,167 | 198,882 | 86,876.8 | 2.3 | 4,262 | 824 | 185,347 |
| | | 20.5% | 0.0% | 0.2% | 0.0% | 6.4% | 0.8% | 1.0% | 7.2% | 1.1% | 7.6% | 21.5% | 6.5% | 27.3% | | | | | | |

AVERAGE DAILY RIDERSHIP REPORT FOR OCTOBER 2007

| Route | City | Reg Fare | Exp Fare | Reg Ticket | Exp Ticket | Youth Fare | Senior Fare | Disabled Fare | Youth Pass | Senior Pass | Disabled Pass | Monthly Pass | Free | Transfers | Total Passgrs | Revenue Miles | Passgrs Per Mile | Bikes | W/C | 10/06 - Total Passgrs |
|-----------------------------------|--------------|---------------|-------------|-------------|-------------|---------------|--------------|---------------|---------------|--------------|---------------|---------------|---------------|---------------|----------------|-----------------|------------------|--------------|------------|-----------------------|
| <u>CIRCULATORS</u> | | | | | | | | | | | | | | | | | | | | |
| ALEX | Phoenix | 0 | 0 | 0 | 0 | 0 | 0 | 0 | 0 | 0 | 0 | 0 | 1,194 | 0 | 1,194 | 1,403.5 | 0.9 | 5 | 0 | 1,154 |
| DASH | Phoenix | 0 | 0 | 0 | 0 | 0 | 0 | 0 | 0 | 0 | 0 | 0 | 1,993 | 0 | 1,993 | 469.3 | 4.2 | 0 | 34 | 1,512 |
| EARTH | Tempe | 0 | 0 | 0 | 0 | 0 | 0 | 0 | 0 | 0 | 0 | 0 | 609 | 0 | 609 | 1,098.3 | 0.6 | 12 | 1 | *Sep08 |
| FLASH | Tempe | 0 | 0 | 0 | 0 | 0 | 0 | 0 | 0 | 0 | 0 | 0 | 5,831 | 0 | 5,831 | 1,014.8 | 5.7 | 0 | 0 | 5,852 |
| GUS | Glendale | 0 | 0 | 0 | 0 | 0 | 0 | 0 | 0 | 0 | 0 | 0 | 0 | 0 | 320 | 335.7 | 1.0 | 1 | 7 | 328 |
| MARY | Phoenix | 0 | 0 | 0 | 0 | 0 | 0 | 0 | 0 | 0 | 0 | 0 | 1,571 | 0 | 1,571 | 1,419.1 | 1.1 | 15 | 3 | *Jul08 |
| MERCURY | Tempe | 0 | 0 | 0 | 0 | 0 | 0 | 0 | 0 | 0 | 0 | 0 | 3,256 | 0 | 3,256 | 1,051.8 | 3.1 | 67 | 4 | *Jul08 |
| SMART | Phoenix | 0 | 0 | 0 | 0 | 0 | 0 | 0 | 0 | 0 | 0 | 0 | 1,373 | 0 | 1,373 | 744.9 | 1.8 | 17 | 5 | *Jul08 |
| VENUS | Tempe | 0 | 0 | 0 | 0 | 0 | 0 | 0 | 0 | 0 | 0 | 0 | 1,223 | 0 | 1,223 | 820.9 | 1.5 | 27 | 2 | *Jul08 |
| TOTAL CIRCULATORS | | 0 | 0 | 0 | 0 | 0 | 0 | 0 | 0 | 0 | 0 | 0 | 17,050 | 0 | 17,370 | 8,358 | 2.1 | 144 | 56 | 8,846 |
| <u>LIMITED SERVICE RTS</u> | | | | | | | | | | | | | | | | | | | | |
| 7th Street Limited | | 33 | 0 | 0 | 0 | 4 | 1 | 1 | 9 | 1 | 15 | 100 | 11 | 51 | 226 | 120.2 | 1.9 | 3 | 0 | 213 |
| Grand Ave Limited | | | | | | | | | | | | | | | | | | | | |
| | Glendale | 2 | 0 | 0 | 0 | 0 | 0 | 0 | 0 | 0 | 1 | 13 | 1 | 1 | 18 | 55.3 | 0.3 | 0 | 0 | 16 |
| | Peoria | 5 | 0 | 0 | 0 | 0 | 0 | 0 | 0 | 0 | 1 | 35 | 2 | 2 | 45 | 22.0 | 2.0 | 1 | 0 | 49 |
| | Phoenix | 9 | 0 | 0 | 0 | 0 | 0 | 0 | 1 | 1 | 2 | 61 | 3 | 3 | 80 | 59.5 | 1.3 | 1 | 0 | 77 |
| | Surprise | 0 | 0 | 0 | 0 | 0 | 0 | 0 | 0 | 0 | 0 | 0 | 0 | 0 | 0 | 2.5 | 0.0 | 0 | 0 | 0 |
| | <i>Total</i> | <i>16</i> | <i>0</i> | <i>0</i> | <i>0</i> | <i>0</i> | <i>0</i> | <i>0</i> | <i>1</i> | <i>1</i> | <i>4</i> | <i>109</i> | <i>6</i> | <i>6</i> | <i>143</i> | <i>139.3</i> | <i>1.0</i> | <i>2</i> | <i>0</i> | <i>142</i> |
| TOTAL LIMITED RTS | | 49 | 0 | 0 | 0 | 4 | 1 | 1 | 10 | 2 | 19 | 209 | 17 | 57 | 369 | 259.5 | 1.4 | 5 | 0 | 355 |
| <u>RURAL ROUTES</u> | | | | | | | | | | | | | | | | | | | | |
| Ajo/Gila Bend Connector | | 0 | 0 | 0 | 0 | 0 | 0 | 0 | 0 | 0 | 0 | 0 | 0 | 0 | 31 | 520.0 | 0.1 | 1 | 1 | 29 |
| Wickenburg Connector | | 0 | 0 | 0 | 0 | 0 | 0 | 0 | 0 | 0 | 0 | 0 | 0 | 0 | 10 | 265.0 | 0.0 | 1 | 0 | 7 |
| TOTAL LOCAL | | 40,712 | 0 | 300 | 0 | 12,669 | 1,600 | 1,937 | 14,272 | 2,247 | 15,112 | 42,873 | 30,059 | 54,224 | 216,662 | 96,279.3 | 2.3 | 4,413 | 881 | 194,584 |
| | | 18.8% | 0.0% | 0.1% | 0.0% | 5.9% | 0.7% | 0.9% | 6.6% | 1.0% | 7.0% | 19.8% | 13.9% | 25.1% | | | | | | |

AVERAGE DAILY RIDERSHIP REPORT FOR OCTOBER 2007

| Route | City | Reg Fare | Exp Fare | Reg Ticket | Exp Ticket | Youth Fare | Senior Fare | Disabled Fare | Youth Pass | Senior Pass | Disabled Pass | Monthly Pass | Free | Transfers | Total Passgrs | Revenue Miles | Passgrs Per Mile | Bikes | W/C | 10/06 - Total Passgrs |
|-------------------------------|---------------|-----------|----------|------------|------------|------------|-------------|---------------|------------|-------------|---------------|--------------|----------|-----------|---------------|---------------|------------------|----------|----------|-----------------------|
| <u>WEEKDAY EXPRESS</u> | | | | | | | | | | | | | | | | | | | | |
| SR51 Rapid | Phoenix | 23 | 0 | 0 | 0 | 0 | 0 | 0 | 0 | 0 | 0 | 715 | 23 | 1 | 762 | 458.2 | 1.7 | 3 | 0 | 691 |
| I-10 East Rapid | Phoenix | 27 | 0 | 0 | 0 | 0 | 0 | 0 | 0 | 0 | 1 | 880 | 23 | 2 | 933 | 574.2 | 1.6 | 5 | 2 | 987 |
| I-10 West Rapid | Phoenix | 22 | 0 | 0 | 0 | 0 | 0 | 0 | 3 | 0 | 1 | 655 | 17 | 25 | 723 | 327.3 | 2.2 | 4 | 0 | 681 |
| I-17 Rapid | Phoenix | 46 | 0 | 0 | 0 | 0 | 0 | 0 | 1 | 1 | 5 | 1,116 | 20 | 5 | 1,194 | 677.7 | 1.8 | 9 | 2 | 1,206 |
| 510 | Scottsdale | 2 | 0 | 0 | 0 | 0 | 0 | 0 | 0 | 0 | 0 | 39 | 1 | 0 | 42 | 31.0 | 1.4 | 0 | 0 | 40 |
| 510 | Phoenix | 2 | 0 | 0 | 0 | 0 | 0 | 0 | 0 | 0 | 0 | 45 | 1 | 0 | 48 | 42.9 | 1.1 | 0 | 0 | 46 |
| | <i>Total</i> | <i>4</i> | <i>0</i> | <i>0</i> | <i>0</i> | <i>0</i> | <i>0</i> | <i>0</i> | <i>0</i> | <i>0</i> | <i>0</i> | <i>84</i> | <i>2</i> | <i>0</i> | <i>90</i> | <i>73.9</i> | <i>1.2</i> | <i>0</i> | <i>0</i> | <i>86</i> |
| 512 | Scottsdale | 2 | 0 | 0 | 0 | 0 | 0 | 0 | 1 | 0 | 0 | 12 | 1 | 0 | 16 | 46.8 | 0.3 | 0 | 0 | 22 |
| 512 | Fountain Hill | 1 | 0 | 0 | 0 | 0 | 0 | 0 | 0 | 0 | 0 | 6 | 1 | 0 | 8 | 18.6 | 0.4 | 0 | 0 | 9 |
| 512 | Phoenix | 6 | 0 | 0 | 0 | 0 | 0 | 0 | 2 | 0 | 0 | 36 | 3 | 1 | 48 | 68.7 | 0.7 | 0 | 0 | 58 |
| | <i>Total</i> | <i>9</i> | <i>0</i> | <i>0</i> | <i>0</i> | <i>0</i> | <i>0</i> | <i>0</i> | <i>0</i> | <i>0</i> | <i>0</i> | <i>54</i> | <i>5</i> | <i>1</i> | <i>72</i> | <i>134.1</i> | <i>0.5</i> | <i>0</i> | <i>0</i> | <i>89</i> |
| 520 | Tempe | 1 | 2 | 0 | 0 | 0 | 0 | 0 | 0 | 0 | 1 | 65 | 1 | 1 | 71 | 56.3 | 1.3 | 1 | 1 | 66 |
| 520 | Phoenix | 1 | 2 | 0 | 0 | 0 | 0 | 0 | 0 | 0 | 1 | 53 | 1 | 1 | 59 | 99.9 | 0.6 | 1 | 0 | 46 |
| | <i>Total</i> | <i>2</i> | <i>4</i> | <i>0</i> | <i>0</i> | <i>0</i> | <i>0</i> | <i>0</i> | <i>0</i> | <i>0</i> | <i>2</i> | <i>118</i> | <i>2</i> | <i>2</i> | <i>130</i> | <i>156.2</i> | <i>0.8</i> | <i>2</i> | <i>1</i> | <i>112</i> |
| 521 | Tempe | 1 | 2 | 0 | 0 | 0 | 0 | 0 | 0 | 0 | 1 | 117 | 3 | 1 | 125 | 100.1 | 1.2 | 2 | 0 | 160 |
| 521 | Phoenix | 1 | 1 | 0 | 0 | 0 | 0 | 0 | 0 | 0 | 0 | 83 | 2 | 0 | 87 | 160.0 | 0.5 | 1 | 0 | 87 |
| | <i>Total</i> | <i>2</i> | <i>3</i> | <i>0</i> | <i>0</i> | <i>0</i> | <i>0</i> | <i>0</i> | <i>0</i> | <i>0</i> | <i>1</i> | <i>200</i> | <i>5</i> | <i>1</i> | <i>212</i> | <i>260.1</i> | <i>0.8</i> | <i>3</i> | <i>0</i> | <i>247</i> |
| 531 | Tempe | 0 | 0 | 0 | 0 | 0 | 0 | 0 | 0 | 0 | 0 | 0 | 0 | 0 | 0 | 80.8 | 0.0 | 0 | 0 | N/A |
| 531 | Mesa | 9 | 0 | 0 | 0 | 0 | 0 | 0 | 0 | 0 | 2 | 114 | 3 | 2 | 130 | 104.6 | 1.2 | 3 | 0 | 90 |
| 531 | Phoenix | 10 | 0 | 0 | 0 | 0 | 0 | 0 | 0 | 0 | 2 | 126 | 3 | 2 | 143 | 210.0 | 0.7 | 3 | 0 | 117 |
| 531 | Gilbert | 4 | 0 | 0 | 0 | 0 | 0 | 0 | 0 | 0 | 1 | 45 | 1 | 1 | 52 | 28.0 | 1.9 | 1 | 0 | 34 |
| | <i>Total</i> | <i>23</i> | <i>0</i> | <i>0</i> | <i>0</i> | <i>0</i> | <i>0</i> | <i>0</i> | <i>0</i> | <i>0</i> | <i>5</i> | <i>285</i> | <i>7</i> | <i>5</i> | <i>325</i> | <i>423.4</i> | <i>0.8</i> | <i>7</i> | <i>0</i> | <i>241</i> |
| 532 | Tempe | 1 | 0 | 0 | 0 | 0 | 0 | 0 | 0 | 0 | 0 | 14 | 0 | 0 | 15 | 35.1 | 0.4 | 0 | 0 | 8 |
| 532 | Mesa | 10 | 0 | 0 | 0 | 0 | 0 | 0 | 0 | 1 | 1 | 99 | 3 | 0 | 114 | 107.6 | 1.1 | 3 | 0 | 86 |
| 532 | Phoenix | 8 | 0 | 0 | 0 | 0 | 0 | 0 | 0 | 1 | 1 | 77 | 2 | 0 | 89 | 88.7 | 1.0 | 2 | 0 | 67 |
| | <i>Total</i> | <i>19</i> | <i>0</i> | <i>0</i> | <i>0</i> | <i>0</i> | <i>0</i> | <i>0</i> | <i>0</i> | <i>2</i> | <i>2</i> | <i>190</i> | <i>5</i> | <i>0</i> | <i>218</i> | <i>231.4</i> | <i>0.9</i> | <i>5</i> | <i>0</i> | <i>161</i> |
| 533 | Tempe | 0 | 0 | 0 | 0 | 0 | 0 | 0 | 0 | 0 | 0 | 0 | 0 | 0 | 0 | 90.6 | 0.0 | 0 | 0 | N/A |
| 533 | Mesa | 9 | 0 | 0 | 0 | 0 | 0 | 0 | 0 | 0 | 0 | 202 | 3 | 1 | 215 | 85.3 | 2.5 | 2 | 0 | 142 |
| 533 | Phoenix | 6 | 0 | 0 | 0 | 0 | 0 | 0 | 0 | 0 | 0 | 138 | 2 | 1 | 147 | 142.5 | 1.0 | 1 | 1 | 119 |
| | <i>Total</i> | <i>15</i> | <i>0</i> | <i>0</i> | <i>0</i> | <i>0</i> | <i>0</i> | <i>0</i> | <i>0</i> | <i>0</i> | <i>0</i> | <i>340</i> | <i>5</i> | <i>2</i> | <i>362</i> | <i>318.4</i> | <i>1.1</i> | <i>3</i> | <i>1</i> | <i>261</i> |
| 540 | Tempe | 4 | 0 | 0 | 0 | 0 | 0 | 0 | 0 | 0 | 0 | 42 | 2 | 1 | 49 | 34.1 | 1.4 | 1 | 0 | 30 |
| 540 | Chandler | 2 | 0 | 0 | 0 | 0 | 0 | 0 | 0 | 0 | 0 | 17 | 1 | 0 | 20 | 44.1 | 0.5 | 0 | 0 | 14 |
| 540 | Phoenix | 11 | 0 | 0 | 0 | 0 | 0 | 0 | 0 | 0 | 0 | 114 | 5 | 2 | 132 | 150.8 | 0.9 | 2 | 0 | 88 |
| | <i>Total</i> | <i>17</i> | <i>0</i> | <i>0</i> | <i>0</i> | <i>0</i> | <i>0</i> | <i>0</i> | <i>0</i> | <i>0</i> | <i>0</i> | <i>173</i> | <i>8</i> | <i>3</i> | <i>201</i> | <i>229.0</i> | <i>0.9</i> | <i>3</i> | <i>0</i> | <i>132</i> |

AVERAGE DAILY RIDERSHIP REPORT FOR OCTOBER 2007

| Route | City | Reg Fare | Exp Fare | Reg Ticket | Exp Ticket | Youth Fare | Senior Fare | Disabled Fare | Youth Pass | Senior Pass | Disabled Pass | Monthly Pass | Free | Transfers | Total Passgrs | Revenue Miles | Passgrs Per Mile | Bikes | W/C | 10/06 - Total Passgrs |
|----------------------|--------------|---------------|-------------|-------------|-------------|---------------|--------------|---------------|---------------|--------------|---------------|---------------|---------------|---------------|----------------|------------------|------------------|--------------|------------|-----------------------|
| 541 | Mesa | 8 | 0 | 0 | 0 | 0 | 0 | 0 | 1 | 0 | 1 | 110 | 3 | 3 | 126 | 39.3 | 3.2 | 2 | 0 | 70 |
| 541 | Chandler | 8 | 0 | 0 | 0 | 0 | 0 | 0 | 1 | 0 | 1 | 115 | 3 | 3 | 131 | 79.7 | 1.6 | 2 | 0 | 91 |
| 541 | Phoenix | 13 | 0 | 0 | 0 | 0 | 0 | 0 | 2 | 0 | 2 | 192 | 5 | 6 | 220 | 228.1 | 1.0 | 4 | 0 | 169 |
| 541 | Tempe | 0 | 0 | 0 | 0 | 0 | 0 | 0 | 0 | 0 | 0 | 0 | 0 | 0 | 0 | 66.9 | 0.0 | 0 | 0 | N/A |
| | <i>Total</i> | <i>29</i> | <i>0</i> | <i>0</i> | <i>0</i> | <i>0</i> | <i>0</i> | <i>0</i> | <i>4</i> | <i>0</i> | <i>4</i> | <i>417</i> | <i>11</i> | <i>12</i> | <i>477</i> | <i>414.0</i> | <i>1.2</i> | <i>8</i> | <i>0</i> | <i>330</i> |
| 560 | Avondale | 2 | 0 | 0 | 0 | 0 | 0 | 0 | 0 | 0 | 0 | 20 | 1 | 1 | 24 | 24.6 | 1.0 | 0 | 0 | 21 |
| 560 | Phoenix | 7 | 0 | 0 | 0 | 0 | 0 | 0 | 0 | 0 | 1 | 64 | 3 | 2 | 77 | 66.3 | 1.2 | 1 | 0 | 72 |
| 560 | Tolleson | 0 | 0 | 0 | 0 | 0 | 0 | 0 | 0 | 0 | 0 | 2 | 0 | 0 | 2 | 11.9 | 0.2 | 0 | 0 | 2 |
| | <i>Total</i> | <i>9</i> | <i>0</i> | <i>0</i> | <i>0</i> | <i>0</i> | <i>0</i> | <i>0</i> | <i>0</i> | <i>0</i> | <i>1</i> | <i>86</i> | <i>4</i> | <i>3</i> | <i>103</i> | <i>102.8</i> | <i>1.0</i> | <i>1</i> | <i>0</i> | <i>95</i> |
| 570 | Glendale | 3 | 0 | 0 | 0 | 0 | 0 | 0 | 0 | 0 | 0 | 13 | 0 | 0 | 16 | 12.5 | 1.3 | 0 | 0 | 20 |
| 570 | Phoenix | 6 | 0 | 0 | 0 | 0 | 0 | 0 | 0 | 0 | 1 | 27 | 1 | 0 | 35 | 61.6 | 0.6 | 0 | 0 | 40 |
| | <i>Total</i> | <i>9</i> | <i>0</i> | <i>0</i> | <i>0</i> | <i>0</i> | <i>0</i> | <i>0</i> | <i>0</i> | <i>0</i> | <i>1</i> | <i>40</i> | <i>1</i> | <i>0</i> | <i>51</i> | <i>74.1</i> | <i>0.7</i> | <i>0</i> | <i>0</i> | <i>60</i> |
| 571 | Phoenix | 5 | 0 | 0 | 0 | 0 | 0 | 0 | 0 | 0 | 0 | 58 | 2 | 1 | 66 | 50.7 | 1.3 | 0 | 0 | 50 |
| 571 | Surprise | 5 | 0 | 0 | 0 | 0 | 0 | 0 | 0 | 0 | 0 | 51 | 2 | 1 | 59 | 44.5 | 1.3 | 0 | 0 | 53 |
| | <i>Total</i> | <i>10</i> | <i>0</i> | <i>0</i> | <i>0</i> | <i>0</i> | <i>0</i> | <i>0</i> | <i>0</i> | <i>0</i> | <i>0</i> | <i>109</i> | <i>4</i> | <i>2</i> | <i>125</i> | <i>95.2</i> | <i>1.3</i> | <i>0</i> | <i>0</i> | <i>103</i> |
| 572 | Scottsdale | 0 | 3 | 0 | 1 | 0 | 0 | 0 | 0 | 0 | 0 | 12 | 0 | 1 | 17 | 156.1 | 0.1 | 0 | 0 | *Jul08 |
| 572 | Glendale | 0 | 2 | 0 | 1 | 0 | 0 | 0 | 0 | 0 | 0 | 7 | 0 | 1 | 11 | 154.5 | 0.1 | 0 | 0 | *Jul08 |
| 572 | Surprise | 0 | 4 | 0 | 1 | 0 | 0 | 0 | 0 | 0 | 0 | 13 | 0 | 2 | 20 | 107.5 | 0.2 | 0 | 0 | *Jul08 |
| | <i>Total</i> | <i>0</i> | <i>9</i> | <i>0</i> | <i>3</i> | <i>0</i> | <i>0</i> | <i>0</i> | <i>0</i> | <i>0</i> | <i>0</i> | <i>32</i> | <i>0</i> | <i>4</i> | <i>48</i> | <i>418.1</i> | <i>0.1</i> | <i>0</i> | <i>0</i> | <i>0</i> |
| 573 | Glendale | 0 | 2 | 0 | 1 | 0 | 0 | 0 | 0 | 0 | 0 | 57 | 1 | 4 | 65 | 259.1 | 0.3 | 0 | 0 | *Jul08 |
| 573 | Phoenix | 0 | 1 | 0 | 1 | 0 | 0 | 0 | 0 | 0 | 0 | 43 | 1 | 3 | 49 | 129.6 | 0.4 | 0 | 0 | *Jul08 |
| | <i>Total</i> | <i>0</i> | <i>3</i> | <i>0</i> | <i>2</i> | <i>0</i> | <i>0</i> | <i>0</i> | <i>0</i> | <i>0</i> | <i>0</i> | <i>100</i> | <i>2</i> | <i>7</i> | <i>114</i> | <i>388.7</i> | <i>0.3</i> | <i>0</i> | <i>0</i> | <i>0</i> |
| 581 | Glendale | 1 | 0 | 0 | 0 | 0 | 0 | 0 | 0 | 0 | 0 | 20 | 1 | 0 | 22 | 9.7 | 2.3 | 0 | 0 | 16 |
| 581 | Phoenix | 4 | 0 | 0 | 0 | 0 | 0 | 0 | 0 | 0 | 1 | 84 | 2 | 1 | 92 | 100.7 | 0.9 | 1 | 1 | 98 |
| | <i>Total</i> | <i>5</i> | <i>0</i> | <i>0</i> | <i>0</i> | <i>0</i> | <i>0</i> | <i>0</i> | <i>0</i> | <i>0</i> | <i>1</i> | <i>104</i> | <i>3</i> | <i>1</i> | <i>114</i> | <i>110.4</i> | <i>1.0</i> | <i>1</i> | <i>1</i> | <i>114</i> |
| 582 | Phoenix | 10 | 0 | 0 | 0 | 0 | 0 | 0 | 0 | 0 | 1 | 78 | 2 | 1 | 92 | 145.6 | 0.6 | 0 | 0 | 114 |
| 590 | Phoenix | 12 | 0 | 0 | 0 | 0 | 0 | 0 | 0 | 0 | 1 | 107 | 4 | 3 | 127 | 160.2 | 0.8 | 1 | 0 | 131 |
| TOTAL EXPRESS | | 293 | 19 | 0 | 5 | 0 | 0 | 0 | 8 | 3 | 26 | 5,883 | 153 | 80 | 6,473 | 5,773 | 1.1 | 55 | 7 | 5,841 |
| | | 4.5% | 0.3% | 0.0% | 0.1% | 0.0% | 0.0% | 0.0% | 0.1% | 0.0% | 0.4% | 90.9% | 2.4% | 1.2% | | | | | | |
| TOTAL WEEKDAY | | 41,005 | 19 | 300 | 5 | 12,669 | 1,600 | 1,937 | 14,280 | 2,250 | 15,138 | 48,756 | 30,212 | 54,304 | 223,135 | 102,052.3 | 2.2 | 4,468 | 888 | 200,425 |
| | | 18.4% | 0.0% | 0.1% | 0.0% | 5.7% | 0.7% | 0.9% | 6.4% | 1.0% | 6.8% | 21.9% | 13.6% | 24.4% | | | | | | |

AVERAGE DAILY RIDERSHIP REPORT FOR OCTOBER 2007

| Route | City | Reg Fare | Exp Fare | Reg Ticket | Exp Ticket | Youth Fare | Senior Fare | Disabled Fare | Youth Pass | Senior Pass | Disabled Pass | Monthly Pass | Free | Transfers | Total Passgrs | Revenue Miles | Passgrs Per Mile | Bikes | W/C | 10/06 - Total Passgrs |
|-----------------|--------------|--------------|----------|------------|------------|------------|-------------|---------------|------------|-------------|---------------|--------------|------------|--------------|---------------|----------------|------------------|------------|-----------|-----------------------|
| SATURDAY | | | | | | | | | | | | | | | | | | | | |
| 0 | Phoenix | 538 | 0 | 0 | 0 | 148 | 37 | 45 | 110 | 65 | 336 | 539 | 239 | 897 | 2,954 | 1,478.4 | 2.0 | 64 | 21 | 3,210 |
| 1 | Tempe | 12 | 0 | 0 | 0 | 3 | 1 | 2 | 2 | 1 | 16 | 24 | 11 | 23 | 95 | 107.0 | 0.9 | 4 | 1 | 128 |
| 1 | Phoenix | 41 | 0 | 0 | 0 | 8 | 2 | 5 | 5 | 3 | 54 | 79 | 38 | 76 | 311 | 327.8 | 0.9 | 12 | 3 | 319 |
| | <i>Total</i> | <i>53</i> | <i>0</i> | <i>0</i> | <i>0</i> | <i>11</i> | <i>3</i> | <i>7</i> | <i>7</i> | <i>4</i> | <i>70</i> | <i>103</i> | <i>49</i> | <i>99</i> | <i>406</i> | <i>434.8</i> | <i>0.9</i> | <i>16</i> | <i>4</i> | <i>447</i> |
| 3 | Avondale | 11 | 0 | 0 | 0 | 2 | 0 | 1 | 2 | 1 | 6 | 10 | 5 | 14 | 52 | 162.6 | 0.3 | 1 | 0 | 59 |
| 3 | Phoenix | 686 | 0 | 0 | 0 | 138 | 26 | 47 | 109 | 50 | 397 | 653 | 311 | 887 | 3,304 | 1,035.8 | 3.2 | 79 | 18 | 4,250 |
| 3 | Tolleson | 6 | 0 | 0 | 0 | 1 | 0 | 0 | 1 | 0 | 3 | 6 | 3 | 8 | 28 | 121.8 | 0.2 | 1 | 0 | 28 |
| | <i>Total</i> | <i>703</i> | <i>0</i> | <i>0</i> | <i>0</i> | <i>141</i> | <i>26</i> | <i>48</i> | <i>112</i> | <i>51</i> | <i>406</i> | <i>669</i> | <i>319</i> | <i>909</i> | <i>3,384</i> | <i>1,320.2</i> | <i>2.6</i> | <i>81</i> | <i>18</i> | <i>4,337</i> |
| 7 | Phoenix | 629 | 0 | 0 | 0 | 117 | 32 | 40 | 86 | 60 | 359 | 582 | 250 | 777 | 2,932 | 1,544.7 | 1.9 | 72 | 17 | 2,806 |
| 8 | Phoenix | 336 | 0 | 0 | 0 | 77 | 31 | 38 | 48 | 74 | 318 | 404 | 200 | 530 | 2,056 | 1,128.2 | 1.8 | 48 | 21 | 1,832 |
| 10 | Phoenix | 250 | 0 | 0 | 0 | 87 | 14 | 16 | 79 | 23 | 148 | 235 | 137 | 286 | 1,275 | 1,009.0 | 1.3 | 20 | 8 | 1,190 |
| 12 | Phoenix | 133 | 0 | 0 | 0 | 31 | 5 | 6 | 28 | 9 | 64 | 126 | 33 | 102 | 537 | 392.4 | 1.4 | 14 | 3 | 495 |
| 13 | Phoenix | 166 | 0 | 17 | 0 | 34 | 6 | 6 | 18 | 9 | 48 | 154 | 23 | 183 | 664 | 806.2 | 0.8 | 22 | 5 | 739 |
| 15 | Phoenix | 184 | 0 | 0 | 0 | 58 | 13 | 19 | 49 | 24 | 236 | 279 | 93 | 326 | 1,281 | 501.3 | 2.6 | 17 | 14 | 1,031 |
| 16 | Phoenix | 608 | 0 | 0 | 0 | 183 | 30 | 54 | 113 | 49 | 300 | 574 | 327 | 915 | 3,153 | 1,219.5 | 2.6 | 60 | 18 | 2,720 |
| 17 | Scottsdale | 98 | 0 | 0 | 0 | 25 | 4 | 4 | 16 | 5 | 30 | 68 | 53 | 134 | 437 | 198.0 | 2.2 | 7 | 3 | 367 |
| 17 | Phoenix | 988 | 0 | 0 | 0 | 252 | 41 | 38 | 164 | 55 | 305 | 684 | 530 | 1,341 | 4,398 | 1,198.0 | 3.7 | 72 | 27 | 4,198 |
| | <i>Total</i> | <i>1,086</i> | <i>0</i> | <i>0</i> | <i>0</i> | <i>277</i> | <i>45</i> | <i>42</i> | <i>180</i> | <i>60</i> | <i>335</i> | <i>752</i> | <i>583</i> | <i>1,475</i> | <i>4,835</i> | <i>1,396.0</i> | <i>3.5</i> | <i>79</i> | <i>30</i> | <i>4,565</i> |
| 19 | Phoenix | 1,254 | 0 | 0 | 0 | 359 | 39 | 67 | 184 | 71 | 476 | 921 | 543 | 1,481 | 5,395 | 1,713.6 | 3.1 | 114 | 25 | 5,180 |
| 27 | Phoenix | 789 | 0 | 0 | 0 | 255 | 25 | 38 | 127 | 29 | 288 | 587 | 285 | 734 | 3,157 | 1,501.4 | 2.1 | 57 | 16 | 2,808 |
| 30 | Tempe | 263 | 0 | 0 | 0 | 58 | 15 | 6 | 21 | 13 | 91 | 226 | 46 | 277 | 1,016 | 587.6 | 1.7 | 49 | 6 | 706 |
| 30 | Mesa | 444 | 0 | 0 | 0 | 97 | 25 | 10 | 36 | 23 | 153 | 381 | 77 | 467 | 1,713 | 1,250.9 | 1.4 | 82 | 9 | 1,102 |
| 30 | Phoenix | 64 | 0 | 0 | 0 | 14 | 4 | 2 | 5 | 3 | 22 | 55 | 11 | 68 | 248 | 428.3 | 0.6 | 12 | 1 | 187 |
| | <i>Total</i> | <i>771</i> | <i>0</i> | <i>0</i> | <i>0</i> | <i>169</i> | <i>44</i> | <i>18</i> | <i>62</i> | <i>39</i> | <i>266</i> | <i>662</i> | <i>134</i> | <i>812</i> | <i>2,977</i> | <i>2,266.8</i> | <i>1.3</i> | <i>143</i> | <i>16</i> | <i>1,995</i> |
| 32 | Phoenix | 265 | 0 | 0 | 0 | 54 | 11 | 15 | 36 | 16 | 102 | 198 | 139 | 363 | 1,199 | 1,273.5 | 0.9 | 29 | 5 | *Jul08 |
| 35 | Phoenix | 954 | 0 | 0 | 0 | 351 | 39 | 44 | 163 | 36 | 346 | 719 | 403 | 1,316 | 4,371 | 1,742.8 | 2.5 | 86 | 22 | 4,677 |
| 41 | Avondale | 8 | 0 | 0 | 0 | 2 | 0 | 0 | 1 | 0 | 3 | 6 | 4 | 11 | 35 | 102.9 | 0.3 | 1 | 0 | 42 |
| 41 | Scottsdale | 81 | 0 | 0 | 0 | 20 | 3 | 5 | 12 | 4 | 33 | 62 | 41 | 102 | 363 | 259.6 | 1.4 | 8 | 2 | 413 |
| 41 | Phoenix | 1,131 | 0 | 0 | 0 | 279 | 43 | 66 | 167 | 62 | 454 | 866 | 570 | 1,414 | 5,052 | 1,413.5 | 3.6 | 113 | 25 | 4,834 |
| | <i>Total</i> | <i>1,220</i> | <i>0</i> | <i>0</i> | <i>0</i> | <i>301</i> | <i>46</i> | <i>71</i> | <i>180</i> | <i>66</i> | <i>490</i> | <i>934</i> | <i>615</i> | <i>1,527</i> | <i>5,450</i> | <i>1,776.0</i> | <i>3.1</i> | <i>122</i> | <i>27</i> | <i>5,289</i> |
| 43 | Phoenix | 528 | 0 | 0 | 0 | 135 | 26 | 15 | 79 | 19 | 114 | 300 | 94 | 559 | 1,869 | 1,066.3 | 1.8 | 43 | 7 | 1,799 |

AVERAGE DAILY RIDERSHIP REPORT FOR OCTOBER 2007

| Route | City | Reg Fare | Exp Fare | Reg Ticket | Exp Ticket | Youth Fare | Senior Fare | Disabled Fare | Youth Pass | Senior Pass | Disabled Pass | Monthly Pass | Free | Transfers | Total Passgrs | Revenue Miles | Passgrs Per Mile | Bikes | W/C | 10/06 - Total Passgrs |
|-------|--------------|------------|----------|------------|------------|------------|-------------|---------------|------------|-------------|---------------|--------------|------------|--------------|---------------|----------------|------------------|------------|-----------|-----------------------|
| 44 | Tempe | 61 | 0 | 0 | 0 | 9 | 1 | 2 | 6 | 4 | 16 | 59 | 16 | 69 | 243 | 136.8 | 1.8 | 8 | 1 | 293 |
| 44 | Paradise Va | 17 | 0 | 0 | 0 | 3 | 0 | 1 | 2 | 1 | 5 | 16 | 5 | 19 | 69 | 147.5 | 0.5 | 2 | 0 | 134 |
| 44 | Phoenix | 319 | 0 | 0 | 0 | 49 | 8 | 11 | 31 | 21 | 85 | 308 | 85 | 361 | 1,278 | 770.5 | 1.7 | 43 | 7 | 1,317 |
| | <i>Total</i> | <i>397</i> | <i>0</i> | <i>0</i> | <i>0</i> | <i>61</i> | <i>9</i> | <i>14</i> | <i>39</i> | <i>26</i> | <i>106</i> | <i>383</i> | <i>106</i> | <i>449</i> | <i>1,590</i> | <i>1,054.8</i> | <i>1.5</i> | <i>53</i> | <i>8</i> | <i>1,744</i> |
| 45 | Tempe | 114 | 0 | 7 | 0 | 15 | 3 | 3 | 13 | 4 | 33 | 72 | 35 | 135 | 434 | 413.7 | 1.0 | 17 | 3 | 630 |
| 45 | Mesa | 379 | 0 | 23 | 0 | 49 | 11 | 10 | 42 | 14 | 110 | 241 | 117 | 451 | 1,447 | 968.2 | 1.5 | 58 | 9 | 970 |
| 45 | Phoenix | 295 | 0 | 18 | 0 | 39 | 8 | 8 | 33 | 11 | 86 | 188 | 91 | 351 | 1,128 | 569.5 | 2.0 | 45 | 7 | 1,297 |
| | <i>Total</i> | <i>788</i> | <i>0</i> | <i>48</i> | <i>0</i> | <i>103</i> | <i>22</i> | <i>21</i> | <i>88</i> | <i>29</i> | <i>229</i> | <i>501</i> | <i>243</i> | <i>937</i> | <i>3,009</i> | <i>1,951.4</i> | <i>1.5</i> | <i>120</i> | <i>19</i> | <i>2,897</i> |
| 50 | Scottsdale | 37 | 0 | 0 | 0 | 8 | 1 | 1 | 8 | 2 | 14 | 35 | 15 | 44 | 165 | 87.7 | 1.9 | 3 | 1 | 174 |
| 50 | Phoenix | 661 | 0 | 0 | 0 | 151 | 21 | 25 | 135 | 45 | 257 | 616 | 260 | 791 | 2,962 | 1,034.3 | 2.9 | 53 | 9 | 2,692 |
| | <i>Total</i> | <i>698</i> | <i>0</i> | <i>0</i> | <i>0</i> | <i>159</i> | <i>22</i> | <i>26</i> | <i>143</i> | <i>47</i> | <i>271</i> | <i>651</i> | <i>275</i> | <i>835</i> | <i>3,127</i> | <i>1,122.0</i> | <i>2.8</i> | <i>56</i> | <i>10</i> | <i>2,866</i> |
| 51 | Glendale | 49 | 0 | 0 | 0 | 13 | 3 | 2 | 6 | 2 | 11 | 24 | 10 | 47 | 167 | 182.4 | 0.9 | 6 | 1 | 133 |
| 51 | Phoenix | 85 | 0 | 0 | 0 | 21 | 4 | 3 | 11 | 3 | 18 | 42 | 17 | 80 | 284 | 134.1 | 2.1 | 10 | 1 | 293 |
| | <i>Total</i> | <i>134</i> | <i>0</i> | <i>0</i> | <i>0</i> | <i>34</i> | <i>7</i> | <i>5</i> | <i>17</i> | <i>5</i> | <i>29</i> | <i>66</i> | <i>27</i> | <i>127</i> | <i>451</i> | <i>316.5</i> | <i>1.4</i> | <i>16</i> | <i>2</i> | <i>426</i> |
| 52 | Phoenix | 107 | 0 | 0 | 0 | 30 | 7 | 4 | 23 | 5 | 30 | 46 | 31 | 119 | 402 | 452.7 | 0.9 | 7 | 1 | 407 |
| 56 | Tempe | 159 | 0 | 7 | 0 | 20 | 8 | 2 | 40 | 6 | 28 | 167 | 66 | 223 | 726 | 656.4 | 1.1 | 22 | 3 | 967 |
| 56 | Phoenix | 107 | 0 | 5 | 0 | 13 | 6 | 1 | 27 | 4 | 18 | 113 | 45 | 150 | 489 | 309.2 | 1.6 | 15 | 2 | 392 |
| 56 | Guadalupe | 11 | 0 | 1 | 0 | 1 | 1 | 0 | 3 | 0 | 2 | 12 | 5 | 16 | 52 | 89.0 | 0.6 | 2 | 0 | 269 |
| | <i>Total</i> | <i>277</i> | <i>0</i> | <i>13</i> | <i>0</i> | <i>34</i> | <i>15</i> | <i>3</i> | <i>70</i> | <i>10</i> | <i>48</i> | <i>292</i> | <i>116</i> | <i>389</i> | <i>1,267</i> | <i>1,054.6</i> | <i>1.2</i> | <i>39</i> | <i>5</i> | <i>1,628</i> |
| 59 | Glendale | 386 | 0 | 0 | 0 | 102 | 14 | 14 | 54 | 13 | 97 | 186 | 80 | 342 | 1,288 | 712.4 | 1.8 | 29 | 11 | 962 |
| 59 | Phoenix | 197 | 0 | 0 | 0 | 52 | 7 | 7 | 28 | 7 | 50 | 95 | 41 | 175 | 659 | 351.9 | 1.9 | 15 | 6 | 460 |
| | <i>Total</i> | <i>583</i> | <i>0</i> | <i>0</i> | <i>0</i> | <i>154</i> | <i>21</i> | <i>21</i> | <i>82</i> | <i>20</i> | <i>147</i> | <i>281</i> | <i>121</i> | <i>517</i> | <i>1,947</i> | <i>1,064.3</i> | <i>1.8</i> | <i>44</i> | <i>17</i> | <i>1,422</i> |
| 60 | Glendale | 144 | 0 | 0 | 0 | 48 | 7 | 6 | 29 | 12 | 55 | 109 | 68 | 212 | 690 | 343.5 | 2.0 | 13 | 5 | 442 |
| 60 | Phoenix | 305 | 0 | 0 | 0 | 103 | 15 | 14 | 61 | 25 | 117 | 232 | 145 | 449 | 1,466 | 698.6 | 2.1 | 27 | 10 | 1,153 |
| | <i>Total</i> | <i>449</i> | <i>0</i> | <i>0</i> | <i>0</i> | <i>151</i> | <i>22</i> | <i>20</i> | <i>90</i> | <i>37</i> | <i>172</i> | <i>341</i> | <i>213</i> | <i>661</i> | <i>2,156</i> | <i>1,042.1</i> | <i>2.1</i> | <i>40</i> | <i>15</i> | <i>1,595</i> |
| 61 | Tempe | 290 | 0 | 0 | 0 | 83 | 7 | 8 | 45 | 15 | 88 | 216 | 63 | 332 | 1,147 | 442.5 | 2.6 | 39 | 7 | 818 |
| 61 | Mesa | 377 | 0 | 0 | 0 | 108 | 9 | 11 | 58 | 20 | 114 | 280 | 81 | 430 | 1,488 | 954.6 | 1.6 | 51 | 9 | 1,168 |
| 61 | Phoenix | 328 | 0 | 0 | 0 | 94 | 8 | 10 | 51 | 17 | 99 | 244 | 71 | 375 | 1,297 | 721.3 | 1.8 | 44 | 8 | 877 |
| | <i>Total</i> | <i>995</i> | <i>0</i> | <i>0</i> | <i>0</i> | <i>285</i> | <i>24</i> | <i>29</i> | <i>154</i> | <i>52</i> | <i>301</i> | <i>740</i> | <i>215</i> | <i>1,137</i> | <i>3,932</i> | <i>2,118.4</i> | <i>1.9</i> | <i>134</i> | <i>24</i> | <i>2,863</i> |
| 62 | Tempe | 139 | 0 | 1 | 0 | 29 | 2 | 4 | 52 | 11 | 29 | 239 | 33 | 151 | 690 | 815.1 | 0.8 | 12 | 3 | 654 |
| 65 | Tempe | 88 | 0 | 1 | 0 | 13 | 3 | 3 | 27 | 6 | 32 | 128 | 15 | 104 | 420 | 586.0 | 0.7 | 12 | 4 | 371 |
| 66 | Tempe | 119 | 0 | 8 | 0 | 14 | 4 | 1 | 27 | 8 | 24 | 172 | 29 | 127 | 533 | 901.7 | 0.6 | 17 | 2 | 183 |
| 66 | Scottsdale | 73 | 0 | 5 | 0 | 9 | 2 | 1 | 17 | 5 | 15 | 106 | 18 | 79 | 330 | 359.6 | 0.9 | 10 | 1 | 269 |
| | <i>Total</i> | <i>192</i> | <i>0</i> | <i>13</i> | <i>0</i> | <i>23</i> | <i>6</i> | <i>2</i> | <i>44</i> | <i>13</i> | <i>39</i> | <i>278</i> | <i>47</i> | <i>206</i> | <i>863</i> | <i>1,261.3</i> | <i>0.7</i> | <i>27</i> | <i>3</i> | <i>452</i> |
| 67 | Glendale | 264 | 0 | 0 | 0 | 81 | 9 | 7 | 33 | 9 | 56 | 109 | 58 | 215 | 841 | 577.0 | 1.5 | 17 | 5 | 827 |
| 67 | Phoenix | 227 | 0 | 0 | 0 | 70 | 8 | 6 | 28 | 7 | 49 | 94 | 50 | 185 | 724 | 286.3 | 2.5 | 14 | 4 | 638 |
| | <i>Total</i> | <i>491</i> | <i>0</i> | <i>0</i> | <i>0</i> | <i>151</i> | <i>17</i> | <i>13</i> | <i>61</i> | <i>16</i> | <i>105</i> | <i>203</i> | <i>108</i> | <i>400</i> | <i>1,565</i> | <i>863.3</i> | <i>1.8</i> | <i>31</i> | <i>9</i> | <i>1,465</i> |
| 70 | Glendale | 145 | 0 | 0 | 0 | 46 | 7 | 17 | 30 | 11 | 81 | 150 | 93 | 229 | 809 | 789.8 | 1.0 | 19 | 3 | 656 |
| 70 | Phoenix | 634 | 0 | 0 | 0 | 202 | 32 | 76 | 133 | 47 | 353 | 656 | 407 | 1,000 | 3,540 | 1,264.6 | 2.8 | 85 | 14 | 3,236 |
| | <i>Total</i> | <i>779</i> | <i>0</i> | <i>0</i> | <i>0</i> | <i>248</i> | <i>39</i> | <i>93</i> | <i>163</i> | <i>58</i> | <i>434</i> | <i>806</i> | <i>500</i> | <i>1,229</i> | <i>4,349</i> | <i>2,054.4</i> | <i>2.1</i> | <i>104</i> | <i>17</i> | <i>3,892</i> |

AVERAGE DAILY RIDERSHIP REPORT FOR OCTOBER 2007

| Route | City | Reg Fare | Exp Fare | Reg Ticket | Exp Ticket | Youth Fare | Senior Fare | Disabled Fare | Youth Pass | Senior Pass | Disabled Pass | Monthly Pass | Free | Transfers | Total Passgrs | Revenue Miles | Passgrs Per Mile | Bikes | W/C | 10/06 - Total Passgrs |
|-------|--------------|--------------|----------|------------|------------|------------|-------------|---------------|------------|-------------|---------------|--------------|------------|------------|---------------|----------------|------------------|------------|-----------|-----------------------|
| 72 | Tempe | 572 | 0 | 0 | 0 | 81 | 19 | 8 | 61 | 33 | 138 | 615 | 80 | 475 | 2,082 | 1,005.3 | 2.1 | 66 | 4 | 1,570 |
| 72 | Scottsdale | 480 | 0 | 0 | 0 | 68 | 16 | 7 | 51 | 27 | 116 | 516 | 67 | 398 | 1,746 | 1,007.7 | 1.7 | 55 | 3 | 1,335 |
| 72 | Chandler | 117 | 0 | 0 | 0 | 17 | 4 | 2 | 13 | 7 | 28 | 126 | 16 | 97 | 427 | 262.5 | 1.6 | 14 | 1 | 243 |
| | <i>Total</i> | <i>1,169</i> | <i>0</i> | <i>0</i> | <i>0</i> | <i>166</i> | <i>39</i> | <i>17</i> | <i>125</i> | <i>67</i> | <i>282</i> | <i>1,257</i> | <i>163</i> | <i>970</i> | <i>4,255</i> | <i>2,275.5</i> | <i>1.9</i> | <i>135</i> | <i>8</i> | <i>3,148</i> |
| 76 | Tempe | 42 | 0 | 0 | 0 | 7 | 4 | 1 | 8 | 3 | 17 | 49 | 12 | 42 | 185 | 255.4 | 0.7 | 5 | 1 | 188 |
| 76 | Scottsdale | 37 | 0 | 0 | 0 | 6 | 4 | 1 | 7 | 3 | 15 | 43 | 11 | 37 | 164 | 670.3 | 0.2 | 5 | 1 | 169 |
| | <i>Total</i> | <i>79</i> | <i>0</i> | <i>0</i> | <i>0</i> | <i>13</i> | <i>8</i> | <i>2</i> | <i>15</i> | <i>6</i> | <i>32</i> | <i>92</i> | <i>23</i> | <i>79</i> | <i>349</i> | <i>925.7</i> | <i>0.4</i> | <i>10</i> | <i>2</i> | <i>357</i> |
| 77 | Tempe | 74 | 0 | 2 | 0 | 21 | 2 | 3 | 29 | 2 | 15 | 83 | 19 | 119 | 369 | 481.4 | 0.8 | 6 | 2 | 467 |
| 77 | Mesa | 9 | 0 | 0 | 0 | 3 | 0 | 0 | 3 | 0 | 2 | 10 | 2 | 14 | 43 | 87.4 | 0.5 | 1 | 0 | 109 |
| 77 | Phoenix | 190 | 0 | 6 | 0 | 53 | 6 | 7 | 73 | 5 | 39 | 213 | 47 | 304 | 943 | 702.3 | 1.3 | 15 | 4 | 859 |
| | <i>Total</i> | <i>273</i> | <i>0</i> | <i>8</i> | <i>0</i> | <i>77</i> | <i>8</i> | <i>10</i> | <i>105</i> | <i>7</i> | <i>56</i> | <i>306</i> | <i>68</i> | <i>437</i> | <i>1,355</i> | <i>1,271.1</i> | <i>1.1</i> | <i>22</i> | <i>6</i> | <i>1,435</i> |
| 80 | Glendale | 26 | 0 | 0 | 0 | 11 | 2 | 3 | 5 | 4 | 20 | 31 | 25 | 49 | 176 | 143.5 | 1.2 | 4 | 1 | 407 |
| 80 | Phoenix | 140 | 0 | 0 | 0 | 58 | 9 | 15 | 28 | 21 | 110 | 168 | 136 | 262 | 947 | 388.0 | 2.4 | 21 | 7 | 593 |
| | <i>Total</i> | <i>166</i> | <i>0</i> | <i>0</i> | <i>0</i> | <i>69</i> | <i>11</i> | <i>18</i> | <i>33</i> | <i>25</i> | <i>130</i> | <i>199</i> | <i>161</i> | <i>311</i> | <i>1,123</i> | <i>531.5</i> | <i>2.1</i> | <i>25</i> | <i>8</i> | <i>1,000</i> |
| 81 | Tempe | 248 | 0 | 0 | 0 | 43 | 8 | 5 | 42 | 11 | 54 | 295 | 57 | 262 | 1,025 | 464.1 | 2.2 | 50 | 5 | 398 |
| 81 | Scottsdale | 123 | 0 | 0 | 0 | 22 | 4 | 2 | 21 | 6 | 27 | 146 | 28 | 130 | 509 | 628.0 | 0.8 | 25 | 2 | 320 |
| | <i>Total</i> | <i>371</i> | <i>0</i> | <i>0</i> | <i>0</i> | <i>65</i> | <i>12</i> | <i>7</i> | <i>63</i> | <i>17</i> | <i>81</i> | <i>441</i> | <i>85</i> | <i>392</i> | <i>1,534</i> | <i>1,092.1</i> | <i>1.4</i> | <i>75</i> | <i>7</i> | <i>718</i> |
| 84 | Scottsdale | 18 | 0 | 0 | 0 | 3 | 2 | 0 | 1 | 3 | 2 | 10 | 5 | 9 | 53 | 200.9 | 0.3 | 1 | 2 | 81 |
| 90 | Glendale | 45 | 0 | 0 | 0 | 16 | 2 | 2 | 8 | 2 | 17 | 38 | 17 | 57 | 204 | 207.6 | 1.0 | 5 | 2 | 341 |
| 90 | Phoenix | 415 | 0 | 0 | 0 | 152 | 17 | 17 | 75 | 20 | 159 | 353 | 162 | 527 | 1,897 | 960.3 | 2.0 | 49 | 18 | 1,259 |
| | <i>Total</i> | <i>460</i> | <i>0</i> | <i>0</i> | <i>0</i> | <i>168</i> | <i>19</i> | <i>19</i> | <i>83</i> | <i>22</i> | <i>176</i> | <i>391</i> | <i>179</i> | <i>584</i> | <i>2,101</i> | <i>1,167.9</i> | <i>1.8</i> | <i>54</i> | <i>20</i> | <i>1,600</i> |
| 92 | Tempe | 206 | 0 | 2 | 0 | 59 | 9 | 4 | 77 | 12 | 46 | 225 | 76 | 310 | 1,026 | 1,092.7 | 0.9 | 17 | 4 | 791 |
| 96 | Mesa | 172 | 0 | 0 | 0 | 38 | 8 | 3 | 13 | 9 | 70 | 138 | 19 | 187 | 657 | 515.1 | 1.3 | 14 | 3 | 523 |
| 104 | Mesa | 232 | 0 | 0 | 0 | 73 | 10 | 7 | 18 | 10 | 102 | 144 | 38 | 282 | 916 | 390.4 | 2.3 | 20 | 7 | 818 |
| 106 | Scottsdale | 51 | 0 | 0 | 0 | 11 | 1 | 1 | 4 | 3 | 14 | 29 | 10 | 43 | 167 | 237.1 | 0.7 | 4 | 1 | 149 |
| 106 | Glendale | 122 | 0 | 0 | 0 | 26 | 3 | 3 | 10 | 7 | 33 | 70 | 23 | 103 | 400 | 239.0 | 1.7 | 8 | 3 | 413 |
| 106 | Phoenix | 480 | 0 | 0 | 0 | 101 | 12 | 14 | 41 | 27 | 129 | 276 | 92 | 408 | 1,580 | 1,152.5 | 1.4 | 33 | 12 | 1,549 |
| | <i>Total</i> | <i>653</i> | <i>0</i> | <i>0</i> | <i>0</i> | <i>138</i> | <i>16</i> | <i>18</i> | <i>55</i> | <i>37</i> | <i>176</i> | <i>375</i> | <i>125</i> | <i>554</i> | <i>2,147</i> | <i>1,628.6</i> | <i>3.8</i> | <i>45</i> | <i>16</i> | <i>2,111</i> |
| 108 | Tempe | 35 | 0 | 1 | 0 | 11 | 1 | 2 | 5 | 1 | 7 | 19 | 7 | 33 | 122 | 232.3 | 0.5 | 6 | 1 | 91 |
| 108 | Mesa | 14 | 0 | 0 | 0 | 5 | 0 | 1 | 2 | 1 | 3 | 8 | 3 | 13 | 50 | 55.2 | 0.9 | 2 | 0 | 39 |
| 108 | Chandler | 14 | 0 | 0 | 0 | 5 | 0 | 1 | 2 | 1 | 3 | 8 | 3 | 13 | 50 | 90.2 | 0.6 | 2 | 0 | 39 |
| 108 | Gilbert | 19 | 0 | 0 | 0 | 6 | 0 | 1 | 3 | 1 | 4 | 10 | 4 | 18 | 66 | 263.0 | 0.3 | 3 | 1 | 50 |
| 108 | Guadalupe | 19 | 0 | 0 | 0 | 6 | 0 | 1 | 3 | 1 | 4 | 10 | 4 | 18 | 66 | 43.3 | 1.5 | 3 | 1 | 50 |
| | <i>Total</i> | <i>101</i> | <i>0</i> | <i>1</i> | <i>0</i> | <i>33</i> | <i>1</i> | <i>6</i> | <i>15</i> | <i>5</i> | <i>21</i> | <i>55</i> | <i>21</i> | <i>95</i> | <i>354</i> | <i>684.0</i> | <i>0.5</i> | <i>16</i> | <i>3</i> | <i>269</i> |
| 114 | Scottsdale | 14 | 0 | 4 | 0 | 7 | 1 | 1 | 2 | 0 | 0 | 8 | 4 | 10 | 51 | 245.1 | 0.2 | 3 | 0 | 63 |
| 120 | Mesa | 84 | 0 | 0 | 0 | 23 | 10 | 4 | 8 | 5 | 49 | 44 | 32 | 122 | 381 | 358.5 | 1.1 | 12 | 6 | 270 |
| 122 | Phoenix | 91 | 0 | 0 | 0 | 34 | 4 | 3 | 22 | 2 | 30 | 49 | 21 | 66 | 322 | 504.2 | 0.6 | 4 | 1 | 224 |
| 128 | Mesa | 102 | 0 | 0 | 0 | 17 | 3 | 3 | 4 | 6 | 36 | 42 | 18 | 101 | 332 | 301.2 | 1.1 | 9 | 3 | 270 |
| 136 | Mesa | 102 | 0 | 0 | 0 | 19 | 4 | 2 | 3 | 3 | 17 | 48 | 26 | 147 | 371 | 276.6 | 1.3 | 18 | 1 | 235 |
| 136 | Gilbert | 48 | 0 | 0 | 0 | 9 | 2 | 1 | 2 | 1 | 8 | 23 | 12 | 70 | 176 | 302.7 | 0.6 | 9 | 1 | 66 |
| | <i>Total</i> | <i>150</i> | <i>0</i> | <i>0</i> | <i>0</i> | <i>28</i> | <i>6</i> | <i>3</i> | <i>5</i> | <i>4</i> | <i>25</i> | <i>71</i> | <i>38</i> | <i>217</i> | <i>547</i> | <i>579.3</i> | <i>0.9</i> | <i>27</i> | <i>2</i> | <i>301</i> |

AVERAGE DAILY RIDERSHIP REPORT FOR OCTOBER 2007

| Route | City | Reg Fare | Exp Fare | Reg Ticket | Exp Ticket | Youth Fare | Senior Fare | Disabled Fare | Youth Pass | Senior Pass | Disabled Pass | Monthly Pass | Free | Transfers | Total Passgrs | Revenue Miles | Passgrs Per Mile | Bikes | W/C | 10/06 - Total Passgrs |
|---------------------------|--------------|---------------|-------------|-------------|-------------|--------------|-------------|---------------|--------------|--------------|---------------|---------------|---------------|---------------|----------------|-----------------|------------------|--------------|------------|-----------------------|
| 138 | Glendale | 37 | 0 | 0 | 0 | 10 | 2 | 2 | 4 | 3 | 10 | 30 | 4 | 33 | 135 | 195.2 | 0.7 | 5 | 1 | 136 |
| 138 | Phoenix | 194 | 0 | 0 | 0 | 54 | 10 | 8 | 20 | 16 | 54 | 158 | 22 | 172 | 708 | 891.9 | 0.8 | 27 | 3 | 696 |
| | <i>Total</i> | <i>231</i> | <i>0</i> | <i>0</i> | <i>0</i> | <i>64</i> | <i>12</i> | <i>10</i> | <i>24</i> | <i>19</i> | <i>64</i> | <i>188</i> | <i>26</i> | <i>205</i> | <i>843</i> | <i>1,087.1</i> | <i>0.8</i> | <i>32</i> | <i>4</i> | <i>832</i> |
| 154 | Scottsdale | 14 | 0 | 0 | 0 | 3 | 0 | 0 | 1 | 1 | 2 | 9 | 3 | 11 | 44 | 44.0 | 1.0 | 2 | 0 | *Jul08 |
| 154 | Phoenix | 152 | 0 | 0 | 0 | 31 | 2 | 5 | 10 | 7 | 20 | 102 | 32 | 120 | 481 | 968.2 | 0.5 | 18 | 3 | *Jul08 |
| | <i>Total</i> | <i>166</i> | <i>0</i> | <i>0</i> | <i>0</i> | <i>34</i> | <i>2</i> | <i>5</i> | <i>11</i> | <i>8</i> | <i>22</i> | <i>111</i> | <i>35</i> | <i>131</i> | <i>525</i> | <i>1,012.2</i> | <i>0.5</i> | <i>20</i> | <i>3</i> | <i>0</i> |
| 156 | Mesa | 11 | 0 | 0 | 0 | 2 | 0 | 0 | 1 | 0 | 1 | 5 | 1 | 6 | 27 | 24.4 | 1.1 | 2 | 0 | *Jul08 |
| 156 | Chandler | 144 | 0 | 0 | 0 | 31 | 3 | 5 | 10 | 3 | 17 | 66 | 20 | 84 | 383 | 985.3 | 0.4 | 24 | 0 | 27 |
| 156 | Phoenix | 58 | 0 | 0 | 0 | 13 | 1 | 2 | 4 | 1 | 7 | 27 | 8 | 34 | 155 | 368.4 | 0.4 | 10 | 0 | 31 |
| 156 | Gilbert | 20 | 0 | 0 | 0 | 4 | 0 | 1 | 1 | 0 | 2 | 9 | 3 | 12 | 52 | 710.2 | 0.1 | 3 | 0 | *Jul08 |
| | <i>Total</i> | <i>233</i> | <i>0</i> | <i>0</i> | <i>0</i> | <i>50</i> | <i>4</i> | <i>8</i> | <i>16</i> | <i>4</i> | <i>27</i> | <i>107</i> | <i>32</i> | <i>136</i> | <i>617</i> | <i>2,088.3</i> | <i>0.3</i> | <i>39</i> | <i>0</i> | <i>58</i> |
| 170 | Scottsdale | 59 | 0 | 0 | 0 | 9 | 1 | 1 | 3 | 3 | 9 | 29 | 10 | 50 | 174 | 204.8 | 0.8 | 5 | 0 | 204 |
| 170 | Glendale | 137 | 0 | 0 | 0 | 21 | 3 | 3 | 6 | 6 | 22 | 69 | 22 | 118 | 407 | 243.1 | 1.7 | 11 | 1 | 410 |
| 170 | Phoenix | 640 | 0 | 0 | 0 | 96 | 14 | 12 | 28 | 30 | 104 | 321 | 104 | 548 | 1,897 | 943.2 | 2.0 | 52 | 4 | 1,838 |
| | <i>Total</i> | <i>836</i> | <i>0</i> | <i>0</i> | <i>0</i> | <i>126</i> | <i>18</i> | <i>16</i> | <i>37</i> | <i>39</i> | <i>135</i> | <i>419</i> | <i>136</i> | <i>716</i> | <i>2,478</i> | <i>1,391.1</i> | <i>1.8</i> | <i>68</i> | <i>5</i> | <i>2,452</i> |
| 186 | Glendale | 51 | 0 | 0 | 0 | 24 | 2 | 1 | 8 | 3 | 11 | 27 | 8 | 55 | 190 | 330.6 | 0.6 | 6 | 0 | 156 |
| 186 | Phoenix | 141 | 0 | 0 | 0 | 66 | 5 | 1 | 23 | 8 | 31 | 75 | 21 | 153 | 524 | 911.2 | 0.6 | 18 | 1 | 456 |
| | <i>Total</i> | <i>192</i> | <i>0</i> | <i>0</i> | <i>0</i> | <i>90</i> | <i>7</i> | <i>2</i> | <i>31</i> | <i>11</i> | <i>42</i> | <i>102</i> | <i>29</i> | <i>208</i> | <i>714</i> | <i>1,241.8</i> | <i>0.6</i> | <i>24</i> | <i>1</i> | <i>612</i> |
| Blue | Phoenix | 274 | 0 | 0 | 0 | 63 | 15 | 22 | 73 | 42 | 200 | 414 | 126 | 484 | 1,713 | 1,568.9 | 1.1 | 45 | 6 | 1,724 |
| Green | Avondale | 5 | 0 | 0 | 0 | 2 | 0 | 0 | 1 | 0 | 3 | 5 | 3 | 8 | 27 | 122.0 | 0.2 | 0 | 0 | 36 |
| Green | Scottsdale | 83 | 0 | 0 | 0 | 30 | 4 | 5 | 19 | 7 | 40 | 75 | 44 | 130 | 437 | 247.7 | 1.8 | 7 | 2 | 390 |
| Green | Phoenix | 904 | 0 | 0 | 0 | 330 | 41 | 58 | 203 | 77 | 441 | 820 | 480 | 1,421 | 4,775 | 1,075.7 | 4.4 | 74 | 24 | 4,594 |
| | <i>Total</i> | <i>992</i> | <i>0</i> | <i>0</i> | <i>0</i> | <i>362</i> | <i>45</i> | <i>63</i> | <i>223</i> | <i>84</i> | <i>484</i> | <i>900</i> | <i>527</i> | <i>1,559</i> | <i>5,239</i> | <i>1,445.4</i> | <i>3.6</i> | <i>81</i> | <i>26</i> | <i>5,020</i> |
| Red | Tempe | 102 | 0 | 3 | 0 | 19 | 3 | 2 | 23 | 11 | 67 | 181 | 38 | 165 | 614 | 463.0 | 1.3 | 15 | 3 | 434 |
| Red | Phoenix | 517 | 0 | 15 | 0 | 96 | 17 | 12 | 116 | 58 | 338 | 913 | 189 | 833 | 3,104 | 1,319.1 | 2.4 | 74 | 14 | 2,821 |
| | <i>Total</i> | <i>619</i> | <i>0</i> | <i>18</i> | <i>0</i> | <i>115</i> | <i>20</i> | <i>14</i> | <i>139</i> | <i>69</i> | <i>405</i> | <i>1,094</i> | <i>227</i> | <i>998</i> | <i>3,718</i> | <i>1,782.1</i> | <i>2.1</i> | <i>89</i> | <i>17</i> | <i>3,255</i> |
| TOTAL FIXED ROUTES | | 24,468 | 0 | 126 | 0 | 6,178 | 978 | 1,112 | 3,912 | 1,552 | 9,367 | 20,875 | 8,730 | 29,715 | 107,013 | 63,709.2 | 1.7 | 2,669 | 574 | 95,734 |
| | | 22.9% | 0.0% | 0.1% | 0.0% | 5.8% | 0.9% | 1.0% | 3.7% | 1.5% | 8.8% | 19.5% | 8.2% | 27.8% | | | | | | |
| CIRCULATORS | | | | | | | | | | | | | | | | | | | | |
| ALEX | Phoenix | 0 | 0 | 0 | 0 | 0 | 0 | 0 | 0 | 0 | 0 | 0 | 609 | 0 | 609 | 1,371.5 | 0.4 | 4 | 1 | 607 |
| EARTH | Tempe | 0 | 0 | 0 | 0 | 0 | 0 | 0 | 0 | 0 | 0 | 0 | 787 | 0 | 787 | 1,098.3 | 0.7 | 18 | 2 | *Sep08 |
| GUS | Glendale | 0 | 0 | 0 | 0 | 0 | 0 | 0 | 0 | 0 | 0 | 0 | 0 | 0 | 229 | 141.5 | 1.6 | 0 | 2 | 167 |
| MARY | Phoenix | 0 | 0 | 0 | 0 | 0 | 0 | 0 | 0 | 0 | 0 | 0 | 1,025 | 0 | 1,025 | 1,419.1 | 0.7 | 11 | 3 | *Jul08 |
| MERCURY | Tempe | 0 | 0 | 0 | 0 | 0 | 0 | 0 | 0 | 0 | 0 | 0 | 1,355 | 0 | 1,355 | 788.8 | 1.7 | 32 | 2 | *Jul08 |
| SMART | Phoenix | 0 | 0 | 0 | 0 | 0 | 0 | 0 | 0 | 0 | 0 | 0 | 861 | 0 | 861 | 744.9 | 1.2 | 19 | 4 | *Jul08 |
| VENUS | Tempe | 0 | 0 | 0 | 0 | 0 | 0 | 0 | 0 | 0 | 0 | 0 | 734 | 0 | 734 | 820.9 | 0.9 | 10 | 1 | *Jul08 |
| TOTAL CIRCULATORS | | 0 | 0 | 0 | 0 | 0 | 0 | 0 | 0 | 0 | 0 | 0 | 5,371 | 0 | 5,600 | 6,385 | 0.9 | 94 | 15 | 774 |
| Rural Routes | | | | | | | | | | | | | | | | | | | | |
| Ajo/Gila Bend Connector | | 0 | 0 | 0 | 0 | 0 | 0 | 0 | 0 | 0 | 0 | 0 | 0 | 0 | 26 | 260.0 | 0.1 | 0 | 0 | *Aug08 |
| TOTAL SATURDAY | | 24,468 | 0 | 126 | 0 | 6,178 | 978 | 1,112 | 3,912 | 1,552 | 9,367 | 20,875 | 14,101 | 29,715 | 112,639 | 70,354.2 | 1.6 | 2,763 | 589 | 96,508 |
| | | 21.8% | 0.0% | 0.1% | 0.0% | 5.5% | 0.9% | 1.0% | 3.5% | 1.4% | 8.3% | 18.6% | 12.5% | 26.4% | | | | | | |

AVERAGE DAILY RIDERSHIP REPORT FOR OCTOBER 2007

| Route | City | Reg Fare | Exp Fare | Reg Ticket | Exp Ticket | Youth Fare | Senior Fare | Disabled Fare | Youth Pass | Senior Pass | Disabled Pass | Monthly Pass | Free | Transfers | Total Passgrs | Revenue Miles | Passgrs Per Mile | Bikes | W/C | 10/06 - Total Passgrs |
|----------------------|--------------|------------|----------|------------|------------|------------|-------------|---------------|------------|-------------|---------------|--------------|------------|------------|---------------|----------------|------------------|-----------|-----------|-----------------------|
| <u>SUNDAY</u> | | | | | | | | | | | | | | | | | | | | |
| 0 | Phoenix | 322 | 0 | 0 | 0 | 75 | 26 | 29 | 51 | 42 | 210 | 345 | 150 | 612 | 1,862 | 937.4 | 2.0 | 48 | 14 | 1,877 |
| 1 | Tempe | 11 | 0 | 0 | 0 | 1 | 0 | 1 | 2 | 1 | 14 | 22 | 3 | 17 | 72 | 94.4 | 0.8 | 2 | 2 | 55 |
| 1 | Phoenix | 38 | 0 | 0 | 0 | 4 | 1 | 2 | 6 | 4 | 47 | 73 | 11 | 57 | 243 | 289.2 | 0.8 | 8 | 6 | 197 |
| | <i>Total</i> | <i>49</i> | <i>0</i> | <i>0</i> | <i>0</i> | <i>5</i> | <i>1</i> | <i>3</i> | <i>8</i> | <i>5</i> | <i>61</i> | <i>95</i> | <i>14</i> | <i>74</i> | <i>315</i> | <i>383.6</i> | <i>0.8</i> | <i>10</i> | <i>8</i> | <i>252</i> |
| 3 | Phoenix | 504 | 0 | 0 | 0 | 94 | 24 | 37 | 66 | 48 | 316 | 505 | 208 | 623 | 2,425 | 818.8 | 3.0 | 49 | 10 | 2,619 |
| 7 | Phoenix | 429 | 0 | 0 | 0 | 81 | 20 | 30 | 46 | 31 | 229 | 355 | 137 | 500 | 1,858 | 1,331.2 | 1.4 | 56 | 14 | 1,888 |
| 8 | Phoenix | 192 | 0 | 0 | 0 | 56 | 17 | 18 | 35 | 48 | 155 | 240 | 102 | 274 | 1,137 | 1,006.9 | 1.1 | 28 | 10 | 749 |
| 10 | Phoenix | 142 | 0 | 0 | 0 | 48 | 8 | 11 | 32 | 12 | 67 | 137 | 101 | 147 | 705 | 476.7 | 1.5 | 8 | 4 | 591 |
| 12 | Phoenix | 68 | 0 | 0 | 0 | 18 | 5 | 6 | 18 | 10 | 37 | 71 | 34 | 75 | 342 | 346.2 | 1.0 | 7 | 2 | 321 |
| 13 | Phoenix | 98 | 0 | 0 | 0 | 17 | 6 | 2 | 8 | 4 | 27 | 55 | 14 | 67 | 298 | 428.5 | 0.7 | 13 | 3 | 425 |
| 15 | Phoenix | 90 | 0 | 0 | 0 | 24 | 8 | 4 | 19 | 13 | 105 | 134 | 90 | 151 | 638 | 236.1 | 2.7 | 8 | 10 | 482 |
| 16 | Phoenix | 403 | 0 | 0 | 0 | 136 | 25 | 22 | 75 | 31 | 180 | 386 | 246 | 588 | 2,092 | 1,071.7 | 2.0 | 37 | 11 | 1,859 |
| 17 | Scottsdale | 94 | 0 | 0 | 0 | 22 | 4 | 5 | 12 | 4 | 25 | 59 | 45 | 93 | 363 | 174.0 | 2.1 | 8 | 2 | 207 |
| 17 | Phoenix | 813 | 0 | 0 | 0 | 190 | 39 | 40 | 105 | 37 | 215 | 509 | 389 | 802 | 3,139 | 1,052.8 | 3.0 | 66 | 20 | 2,978 |
| | <i>Total</i> | <i>907</i> | <i>0</i> | <i>0</i> | <i>0</i> | <i>212</i> | <i>43</i> | <i>45</i> | <i>117</i> | <i>41</i> | <i>240</i> | <i>568</i> | <i>434</i> | <i>895</i> | <i>3,502</i> | <i>1,226.8</i> | <i>2.9</i> | <i>74</i> | <i>22</i> | <i>3,185</i> |
| 19 | Phoenix | 792 | 0 | 0 | 0 | 277 | 35 | 49 | 135 | 57 | 342 | 670 | 372 | 1,003 | 3,732 | 1,411.2 | 2.6 | 77 | 14 | 3,276 |
| 27 | Phoenix | 505 | 0 | 0 | 0 | 146 | 17 | 31 | 81 | 23 | 197 | 416 | 252 | 574 | 2,242 | 1,319.1 | 1.7 | 57 | 9 | 1,480 |
| 30 | Tempe | 44 | 0 | 0 | 0 | 6 | 1 | 1 | 4 | 2 | 11 | 70 | 3 | 44 | 186 | 187.3 | 1.0 | 5 | 0 | 129 |
| 30 | Phoenix | 10 | 0 | 0 | 0 | 1 | 0 | 0 | 1 | 0 | 2 | 16 | 1 | 10 | 41 | 184.7 | 0.2 | 1 | 0 | 57 |
| | <i>Total</i> | <i>54</i> | <i>0</i> | <i>0</i> | <i>0</i> | <i>7</i> | <i>1</i> | <i>1</i> | <i>5</i> | <i>2</i> | <i>13</i> | <i>86</i> | <i>4</i> | <i>54</i> | <i>227</i> | <i>372.0</i> | <i>0.6</i> | <i>6</i> | <i>0</i> | <i>186</i> |
| 32 | Phoenix | 136 | 0 | 0 | 0 | 24 | 6 | 7 | 14 | 7 | 49 | 82 | 49 | 156 | 530 | 561.9 | 0.9 | 19 | 2 | *Jul08 |
| 35 | Phoenix | 712 | 0 | 0 | 0 | 236 | 34 | 34 | 91 | 28 | 231 | 502 | 248 | 852 | 2,968 | 1,521.5 | 2.0 | 77 | 20 | 3,278 |
| 41 | Scottsdale | 68 | 0 | 0 | 0 | 17 | 3 | 4 | 10 | 4 | 26 | 49 | 31 | 80 | 292 | 228.4 | 1.3 | 6 | 1 | 240 |
| 41 | Phoenix | 720 | 0 | 0 | 0 | 182 | 29 | 44 | 104 | 43 | 281 | 524 | 335 | 851 | 3,113 | 1,126.5 | 2.8 | 64 | 9 | 2,964 |
| | <i>Total</i> | <i>788</i> | <i>0</i> | <i>0</i> | <i>0</i> | <i>199</i> | <i>32</i> | <i>48</i> | <i>114</i> | <i>47</i> | <i>307</i> | <i>573</i> | <i>366</i> | <i>931</i> | <i>3,405</i> | <i>1,354.9</i> | <i>2.5</i> | <i>70</i> | <i>10</i> | <i>3,204</i> |
| 43 | Phoenix | 294 | 0 | 0 | 0 | 63 | 11 | 6 | 42 | 9 | 56 | 152 | 58 | 270 | 961 | 517.0 | 1.9 | 18 | 3 | 890 |
| 44 | Tempe | 38 | 0 | 0 | 0 | 7 | 2 | 1 | 4 | 2 | 9 | 39 | 13 | 53 | 168 | 122.0 | 1.4 | 6 | 1 | 162 |
| 44 | Paradise Va | 31 | 0 | 0 | 0 | 6 | 2 | 1 | 3 | 2 | 7 | 32 | 11 | 43 | 138 | 131.8 | 1.0 | 5 | 1 | 54 |
| 44 | Phoenix | 195 | 0 | 0 | 0 | 36 | 11 | 5 | 18 | 11 | 44 | 200 | 68 | 270 | 858 | 683.9 | 1.3 | 32 | 4 | 850 |
| | <i>Total</i> | <i>264</i> | <i>0</i> | <i>0</i> | <i>0</i> | <i>49</i> | <i>15</i> | <i>7</i> | <i>25</i> | <i>15</i> | <i>60</i> | <i>271</i> | <i>92</i> | <i>366</i> | <i>1,164</i> | <i>937.7</i> | <i>1.2</i> | <i>43</i> | <i>6</i> | <i>1,066</i> |

AVERAGE DAILY RIDERSHIP REPORT FOR OCTOBER 2007

| Route | City | Reg Fare | Exp Fare | Reg Ticket | Exp Ticket | Youth Fare | Senior Fare | Disabled Fare | Youth Pass | Senior Pass | Disabled Pass | Monthly Pass | Free | Transfers | Total Passgrs | Revenue Miles | Passgrs Per Mile | Bikes | W/C | 10/06 - Total Passgrs |
|-------|--------------|------------|----------|------------|------------|------------|-------------|---------------|------------|-------------|---------------|--------------|------------|------------|---------------|----------------|------------------|-----------|-----------|-----------------------|
| 45 | Tempe | 111 | 0 | 2 | 0 | 20 | 5 | 8 | 21 | 5 | 39 | 96 | 31 | 167 | 505 | 371.8 | 1.4 | 19 | 3 | 450 |
| 45 | Phoenix | 93 | 0 | 1 | 0 | 17 | 5 | 7 | 17 | 4 | 32 | 81 | 25 | 140 | 422 | 560.5 | 0.8 | 16 | 2 | 396 |
| | <i>Total</i> | <i>204</i> | <i>0</i> | <i>3</i> | <i>0</i> | <i>37</i> | <i>10</i> | <i>15</i> | <i>38</i> | <i>9</i> | <i>71</i> | <i>177</i> | <i>56</i> | <i>307</i> | <i>927</i> | <i>932.3</i> | <i>1.0</i> | <i>35</i> | <i>5</i> | <i>846</i> |
| 50 | Scottsdale | 26 | 0 | 0 | 0 | 5 | 1 | 1 | 4 | 2 | 9 | 23 | 8 | 26 | 105 | 84.5 | 1.2 | 3 | 0 | 99 |
| 50 | Phoenix | 443 | 0 | 0 | 0 | 85 | 20 | 16 | 74 | 35 | 160 | 384 | 142 | 434 | 1,793 | 902.0 | 2.0 | 44 | 6 | 1,759 |
| | <i>Total</i> | <i>469</i> | <i>0</i> | <i>0</i> | <i>0</i> | <i>90</i> | <i>21</i> | <i>17</i> | <i>78</i> | <i>37</i> | <i>169</i> | <i>407</i> | <i>150</i> | <i>460</i> | <i>1,898</i> | <i>986.5</i> | <i>1.9</i> | <i>47</i> | <i>6</i> | <i>1,858</i> |
| 51 | Glendale | 34 | 0 | 0 | 0 | 9 | 1 | 1 | 6 | 1 | 10 | 16 | 4 | 30 | 112 | 182.4 | 0.6 | 4 | 1 | 107 |
| 51 | Phoenix | 64 | 0 | 0 | 0 | 16 | 2 | 2 | 12 | 3 | 19 | 31 | 7 | 56 | 212 | 134.1 | 1.6 | 7 | 2 | 199 |
| | <i>Total</i> | <i>98</i> | <i>0</i> | <i>0</i> | <i>0</i> | <i>25</i> | <i>3</i> | <i>3</i> | <i>18</i> | <i>4</i> | <i>29</i> | <i>47</i> | <i>11</i> | <i>86</i> | <i>324</i> | <i>316.5</i> | <i>1.0</i> | <i>11</i> | <i>3</i> | <i>306</i> |
| 52 | Phoenix | 65 | 0 | 0 | 0 | 15 | 5 | 5 | 11 | 1 | 20 | 33 | 24 | 67 | 246 | 413.3 | 0.6 | 4 | 1 | 244 |
| 56 | Tempe | 189 | 0 | 9 | 0 | 29 | 4 | 3 | 44 | 10 | 31 | 162 | 36 | 240 | 757 | 575.5 | 1.3 | 20 | 5 | 752 |
| 56 | Phoenix | 34 | 0 | 2 | 0 | 5 | 1 | 0 | 8 | 2 | 6 | 29 | 7 | 43 | 137 | 305.1 | 0.4 | 4 | 1 | 65 |
| 56 | Guadalupe | 36 | 0 | 2 | 0 | 6 | 1 | 0 | 8 | 2 | 6 | 31 | 7 | 46 | 145 | 77.6 | 1.9 | 4 | 1 | 87 |
| | <i>Total</i> | <i>259</i> | <i>0</i> | <i>13</i> | <i>0</i> | <i>40</i> | <i>6</i> | <i>3</i> | <i>60</i> | <i>14</i> | <i>43</i> | <i>222</i> | <i>50</i> | <i>329</i> | <i>1,039</i> | <i>958.2</i> | <i>1.1</i> | <i>28</i> | <i>7</i> | <i>904</i> |
| 59 | Glendale | 202 | 0 | 0 | 0 | 47 | 8 | 8 | 24 | 7 | 50 | 81 | 39 | 152 | 618 | 361.9 | 1.7 | 17 | 7 | 460 |
| 59 | Phoenix | 98 | 0 | 0 | 0 | 23 | 4 | 4 | 12 | 3 | 24 | 39 | 19 | 74 | 300 | 178.8 | 1.7 | 8 | 4 | 249 |
| | <i>Total</i> | <i>300</i> | <i>0</i> | <i>0</i> | <i>0</i> | <i>70</i> | <i>12</i> | <i>12</i> | <i>36</i> | <i>10</i> | <i>74</i> | <i>120</i> | <i>58</i> | <i>226</i> | <i>918</i> | <i>540.7</i> | <i>1.7</i> | <i>25</i> | <i>11</i> | <i>709</i> |
| 60 | Glendale | 74 | 0 | 0 | 0 | 25 | 3 | 3 | 15 | 7 | 30 | 55 | 38 | 94 | 344 | 156.1 | 2.2 | 7 | 3 | 270 |
| 60 | Phoenix | 149 | 0 | 0 | 0 | 50 | 6 | 7 | 30 | 14 | 60 | 110 | 76 | 189 | 691 | 317.5 | 2.2 | 15 | 6 | 621 |
| | <i>Total</i> | <i>223</i> | <i>0</i> | <i>0</i> | <i>0</i> | <i>75</i> | <i>9</i> | <i>10</i> | <i>45</i> | <i>21</i> | <i>90</i> | <i>165</i> | <i>114</i> | <i>283</i> | <i>1,035</i> | <i>473.6</i> | <i>2.2</i> | <i>22</i> | <i>9</i> | <i>891</i> |
| 61 | Tempe | 133 | 0 | 0 | 0 | 42 | 8 | 7 | 28 | 10 | 38 | 94 | 35 | 196 | 591 | 389.8 | 1.5 | 18 | 4 | 419 |
| 61 | Phoenix | 167 | 0 | 0 | 0 | 52 | 10 | 8 | 35 | 12 | 47 | 118 | 43 | 246 | 738 | 598.2 | 1.2 | 22 | 4 | 481 |
| | <i>Total</i> | <i>300</i> | <i>0</i> | <i>0</i> | <i>0</i> | <i>94</i> | <i>18</i> | <i>15</i> | <i>63</i> | <i>22</i> | <i>85</i> | <i>212</i> | <i>78</i> | <i>442</i> | <i>1,329</i> | <i>988.0</i> | <i>1.3</i> | <i>40</i> | <i>8</i> | <i>900</i> |
| 62 | Tempe | 114 | 0 | 12 | 0 | 26 | 1 | 2 | 43 | 9 | 18 | 165 | 13 | 115 | 518 | 719.6 | 0.7 | 12 | 1 | 361 |
| 65 | Tempe | 39 | 0 | 0 | 0 | 4 | 0 | 0 | 19 | 2 | 19 | 95 | 11 | 46 | 235 | 503.9 | 0.5 | 9 | 1 | 244 |
| 66 | Tempe | 98 | 0 | 4 | 0 | 12 | 3 | 3 | 20 | 8 | 31 | 158 | 20 | 101 | 458 | 803.1 | 0.6 | 17 | 4 | 392 |
| 66 | Scottsdale | 30 | 0 | 1 | 0 | 4 | 1 | 1 | 6 | 3 | 9 | 49 | 6 | 31 | 141 | 326.4 | 0.4 | 5 | 1 | 133 |
| | <i>Total</i> | <i>128</i> | <i>0</i> | <i>5</i> | <i>0</i> | <i>16</i> | <i>4</i> | <i>4</i> | <i>26</i> | <i>11</i> | <i>40</i> | <i>207</i> | <i>26</i> | <i>132</i> | <i>599</i> | <i>1,129.5</i> | <i>0.5</i> | <i>22</i> | <i>5</i> | <i>525</i> |
| 67 | Glendale | 183 | 0 | 0 | 0 | 56 | 8 | 4 | 22 | 4 | 34 | 64 | 35 | 132 | 542 | 309.8 | 1.7 | 13 | 2 | 453 |
| 67 | Phoenix | 123 | 0 | 0 | 0 | 38 | 5 | 3 | 14 | 3 | 23 | 43 | 24 | 89 | 365 | 169.7 | 2.2 | 9 | 1 | 312 |
| | <i>Total</i> | <i>306</i> | <i>0</i> | <i>0</i> | <i>0</i> | <i>94</i> | <i>13</i> | <i>7</i> | <i>36</i> | <i>7</i> | <i>57</i> | <i>107</i> | <i>59</i> | <i>221</i> | <i>907</i> | <i>479.5</i> | <i>1.9</i> | <i>22</i> | <i>3</i> | <i>765</i> |
| 70 | Glendale | 68 | 0 | 0 | 0 | 21 | 3 | 4 | 14 | 5 | 39 | 67 | 32 | 91 | 344 | 702.0 | 0.5 | 10 | 2 | 361 |
| | Phoenix | 450 | 0 | 0 | 0 | 141 | 23 | 29 | 93 | 36 | 260 | 446 | 213 | 604 | 2,295 | 1,125.0 | 2.0 | 66 | 11 | 2,023 |
| | <i>Total</i> | <i>518</i> | <i>0</i> | <i>0</i> | <i>0</i> | <i>162</i> | <i>26</i> | <i>33</i> | <i>107</i> | <i>41</i> | <i>299</i> | <i>513</i> | <i>245</i> | <i>695</i> | <i>2,639</i> | <i>1,827.0</i> | <i>1.4</i> | <i>76</i> | <i>13</i> | <i>2,384</i> |

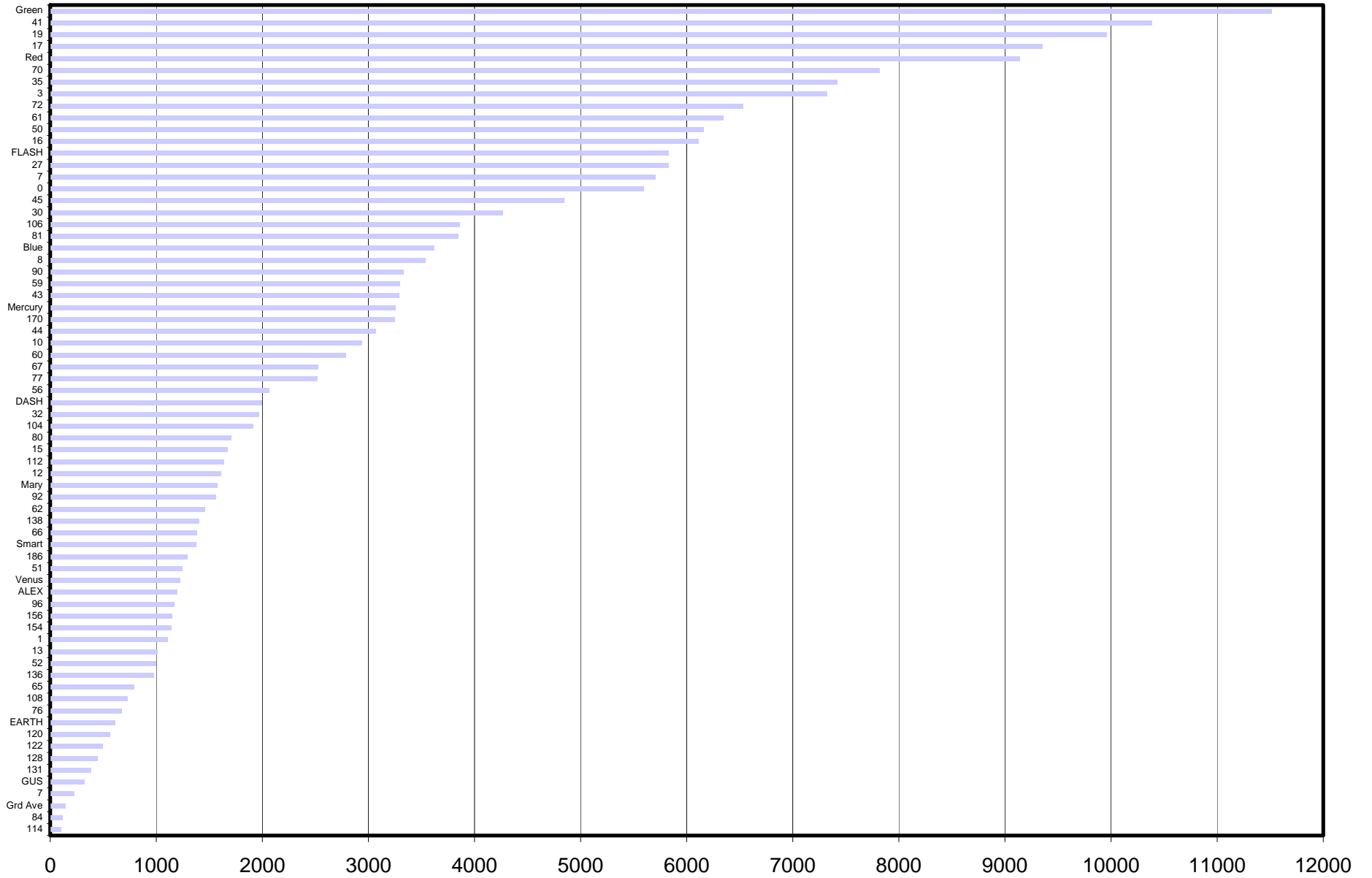
AVERAGE DAILY RIDERSHIP REPORT FOR OCTOBER 2007

| Route | City | Reg Fare | Exp Fare | Reg Ticket | Exp Ticket | Youth Fare | Senior Fare | Disabled Fare | Youth Pass | Senior Pass | Disabled Pass | Monthly Pass | Free | Transfers | Total Passgrs | Revenue Miles | Passgrs Per Mile | Bikes | W/C | 10/06 - Total Passgrs |
|-------|--------------|------------|----------|------------|------------|------------|-------------|---------------|------------|-------------|---------------|--------------|------------|------------|---------------|----------------|------------------|------------|-----------|-----------------------|
| 72 | Tempe | 327 | 0 | 0 | 0 | 38 | 13 | 5 | 35 | 22 | 73 | 382 | 35 | 242 | 1,172 | 905.6 | 1.3 | 47 | 3 | 886 |
| 72 | Scottsdale | 300 | 0 | 0 | 0 | 35 | 12 | 5 | 32 | 20 | 67 | 351 | 32 | 222 | 1,076 | 933.6 | 1.2 | 43 | 2 | 755 |
| 72 | Chandler | 74 | 0 | 0 | 0 | 9 | 3 | 1 | 8 | 5 | 17 | 87 | 8 | 55 | 267 | 234.3 | 1.1 | 11 | 1 | 140 |
| | <i>Total</i> | <i>701</i> | <i>0</i> | <i>0</i> | <i>0</i> | <i>82</i> | <i>28</i> | <i>11</i> | <i>75</i> | <i>47</i> | <i>157</i> | <i>820</i> | <i>75</i> | <i>519</i> | <i>2,515</i> | <i>2,073.5</i> | <i>1.2</i> | <i>101</i> | <i>6</i> | <i>1,781</i> |
| 76 | Tempe | 11 | 0 | 0 | 0 | 1 | 1 | 0 | 3 | 1 | 4 | 12 | 2 | 9 | 44 | 102.3 | 0.4 | 1 | 0 | 63 |
| 76 | Scottsdale | 8 | 0 | 0 | 0 | 1 | 1 | 0 | 2 | 1 | 3 | 8 | 1 | 6 | 31 | 268.2 | 0.1 | 1 | 0 | 26 |
| | <i>Total</i> | <i>19</i> | <i>0</i> | <i>0</i> | <i>0</i> | <i>2</i> | <i>2</i> | <i>0</i> | <i>5</i> | <i>2</i> | <i>7</i> | <i>20</i> | <i>3</i> | <i>15</i> | <i>75</i> | <i>370.5</i> | <i>0.2</i> | <i>2</i> | <i>0</i> | <i>89</i> |
| 77 | Tempe | 79 | 0 | 4 | 0 | 32 | 3 | 4 | 34 | 3 | 22 | 91 | 37 | 144 | 453 | 430.9 | 1.1 | 14 | 7 | 508 |
| 77 | Phoenix | 58 | 0 | 3 | 0 | 23 | 2 | 3 | 25 | 3 | 16 | 66 | 27 | 105 | 331 | 314.5 | 1.1 | 10 | 5 | 281 |
| | <i>Total</i> | <i>79</i> | <i>0</i> | <i>4</i> | <i>0</i> | <i>32</i> | <i>3</i> | <i>4</i> | <i>34</i> | <i>3</i> | <i>22</i> | <i>91</i> | <i>37</i> | <i>144</i> | <i>784</i> | <i>745.4</i> | <i>1.1</i> | <i>14</i> | <i>7</i> | <i>789</i> |
| 80 | Glendale | 10 | 0 | 0 | 0 | 4 | 1 | 1 | 1 | 1 | 7 | 10 | 5 | 16 | 56 | 65.4 | 0.9 | 1 | 0 | 168 |
| 80 | Phoenix | 75 | 0 | 0 | 0 | 28 | 7 | 6 | 12 | 10 | 51 | 82 | 40 | 126 | 437 | 176.3 | 2.5 | 10 | 2 | 243 |
| | <i>Total</i> | <i>85</i> | <i>0</i> | <i>0</i> | <i>0</i> | <i>32</i> | <i>8</i> | <i>7</i> | <i>13</i> | <i>11</i> | <i>58</i> | <i>92</i> | <i>45</i> | <i>142</i> | <i>493</i> | <i>241.7</i> | <i>2.0</i> | <i>11</i> | <i>2</i> | <i>411</i> |
| 81 | Tempe | 138 | 0 | 0 | 0 | 16 | 7 | 2 | 22 | 6 | 33 | 178 | 30 | 103 | 535 | 401.4 | 1.3 | 35 | 3 | 249 |
| 81 | Scottsdale | 83 | 0 | 0 | 0 | 10 | 4 | 2 | 14 | 4 | 20 | 107 | 18 | 62 | 324 | 565.3 | 0.6 | 21 | 2 | 166 |
| | <i>Total</i> | <i>221</i> | <i>0</i> | <i>0</i> | <i>0</i> | <i>26</i> | <i>11</i> | <i>4</i> | <i>36</i> | <i>10</i> | <i>53</i> | <i>285</i> | <i>48</i> | <i>165</i> | <i>859</i> | <i>966.7</i> | <i>0.9</i> | <i>56</i> | <i>5</i> | <i>415</i> |
| 84 | Scottsdale | 10 | 0 | 0 | 0 | 1 | 0 | 0 | 2 | 2 | 2 | 4 | 6 | 11 | 38 | 200.9 | 0.2 | 0 | 1 | 40 |
| 90 | Glendale | 34 | 0 | 0 | 0 | 10 | 1 | 2 | 6 | 2 | 12 | 27 | 13 | 44 | 151 | 113.0 | 1.3 | 5 | 1 | 188 |
| 90 | Phoenix | 329 | 0 | 0 | 0 | 97 | 8 | 17 | 57 | 19 | 112 | 258 | 120 | 419 | 1,436 | 900.2 | 1.6 | 44 | 9 | 1036 |
| | <i>Total</i> | <i>363</i> | <i>0</i> | <i>0</i> | <i>0</i> | <i>107</i> | <i>9</i> | <i>19</i> | <i>63</i> | <i>21</i> | <i>124</i> | <i>285</i> | <i>133</i> | <i>463</i> | <i>1,587</i> | <i>1,013.2</i> | <i>1.6</i> | <i>49</i> | <i>10</i> | <i>1,224</i> |
| 92 | Tempe | 138 | 0 | 7 | 0 | 47 | 3 | 2 | 56 | 7 | 34 | 140 | 51 | 207 | 692 | 980.6 | 0.7 | 17 | 3 | 331 |
| 106 | Scottsdale | 23 | 0 | 0 | 0 | 5 | 1 | 1 | 2 | 2 | 7 | 13 | 5 | 21 | 80 | 114.5 | 0.7 | 2 | 0 | 78 |
| 106 | Glendale | 60 | 0 | 0 | 0 | 12 | 2 | 1 | 5 | 4 | 18 | 35 | 12 | 55 | 204 | 106.7 | 1.9 | 5 | 1 | 155 |
| 106 | Phoenix | 366 | 0 | 0 | 0 | 74 | 10 | 8 | 32 | 26 | 112 | 214 | 73 | 334 | 1,249 | 893.0 | 1.4 | 28 | 8 | 1,307 |
| | <i>Total</i> | <i>449</i> | <i>0</i> | <i>0</i> | <i>0</i> | <i>91</i> | <i>13</i> | <i>10</i> | <i>39</i> | <i>32</i> | <i>137</i> | <i>262</i> | <i>90</i> | <i>410</i> | <i>1,533</i> | <i>1,114.2</i> | <i>1.4</i> | <i>35</i> | <i>9</i> | <i>1,540</i> |
| 108 | Tempe | 30 | 0 | 1 | 0 | 1 | 0 | 0 | 6 | 1 | 3 | 19 | 4 | 40 | 105 | 194.2 | 0.5 | 6 | 1 | 144 |
| 108 | Guadalupe | 7 | 0 | 0 | 0 | 0 | 0 | 0 | 2 | 0 | 1 | 4 | 1 | 10 | 25 | 40.0 | 0.6 | 1 | 0 | 9 |
| | <i>Total</i> | <i>37</i> | <i>0</i> | <i>1</i> | <i>0</i> | <i>1</i> | <i>0</i> | <i>0</i> | <i>8</i> | <i>1</i> | <i>4</i> | <i>23</i> | <i>5</i> | <i>50</i> | <i>130</i> | <i>234.2</i> | <i>0.6</i> | <i>7</i> | <i>1</i> | <i>153</i> |
| 114 | Scottsdale | 9 | 0 | 0 | 0 | 2 | 1 | 0 | 2 | 0 | 0 | 4 | 2 | 6 | 26 | 245.1 | 0.1 | 1 | 0 | 40 |
| 122 | Phoenix | 90 | 0 | 0 | 0 | 36 | 3 | 3 | 13 | 2 | 23 | 54 | 25 | 87 | 336 | 441.2 | 0.8 | 11 | 3 | 170 |
| 138 | Glendale | 20 | 0 | 0 | 0 | 6 | 1 | 1 | 1 | 1 | 5 | 11 | 2 | 16 | 64 | 88.7 | 0.7 | 3 | 0 | 58 |
| 138 | Phoenix | 96 | 0 | 0 | 0 | 29 | 6 | 4 | 6 | 6 | 23 | 51 | 9 | 78 | 308 | 405.4 | 0.8 | 12 | 1 | 333 |
| | <i>Total</i> | <i>116</i> | <i>0</i> | <i>0</i> | <i>0</i> | <i>35</i> | <i>7</i> | <i>5</i> | <i>7</i> | <i>7</i> | <i>28</i> | <i>62</i> | <i>11</i> | <i>94</i> | <i>372</i> | <i>494.1</i> | <i>0.8</i> | <i>15</i> | <i>1</i> | <i>391</i> |
| 154 | Scottsdale | 1 | 0 | 0 | 0 | 0 | 0 | 0 | 0 | 0 | 0 | 1 | 0 | 1 | 3 | 22.7 | 0.1 | 9 | 0 | *Jul08 |
| 154 | Phoenix | 66 | 0 | 0 | 0 | 14 | 4 | 2 | 2 | 2 | 10 | 54 | 27 | 48 | 229 | 499.7 | 0.5 | 9 | 1 | *Jul08 |
| | <i>Total</i> | <i>67</i> | <i>0</i> | <i>0</i> | <i>0</i> | <i>14</i> | <i>4</i> | <i>2</i> | <i>2</i> | <i>2</i> | <i>10</i> | <i>55</i> | <i>27</i> | <i>49</i> | <i>232</i> | <i>522.4</i> | <i>0.4</i> | <i>18</i> | <i>1</i> | <i>0</i> |
| 156 | Mesa | 8 | 0 | 0 | 0 | 2 | 0 | 0 | 0 | 0 | 1 | 5 | 1 | 5 | 22 | 24.4 | 0.9 | 1 | 0 | *Jul08 |
| 156 | Chandler | 97 | 0 | 0 | 0 | 21 | 4 | 1 | 6 | 2 | 10 | 60 | 15 | 69 | 285 | 963.9 | 0.3 | 18 | 0 | 4 |
| 156 | Phoenix | 31 | 0 | 0 | 0 | 7 | 1 | 0 | 2 | 1 | 3 | 19 | 5 | 22 | 91 | 344.7 | 0.3 | 6 | 0 | 36 |
| 156 | Gilbert | 12 | 0 | 0 | 0 | 3 | 0 | 0 | 1 | 0 | 1 | 7 | 2 | 9 | 35 | 710.2 | 0.0 | 2 | 0 | *Jul08 |
| | <i>Total</i> | <i>148</i> | <i>0</i> | <i>0</i> | <i>0</i> | <i>33</i> | <i>5</i> | <i>1</i> | <i>9</i> | <i>3</i> | <i>15</i> | <i>91</i> | <i>23</i> | <i>105</i> | <i>433</i> | <i>2,043.2</i> | <i>0.2</i> | <i>27</i> | <i>0</i> | <i>40</i> |

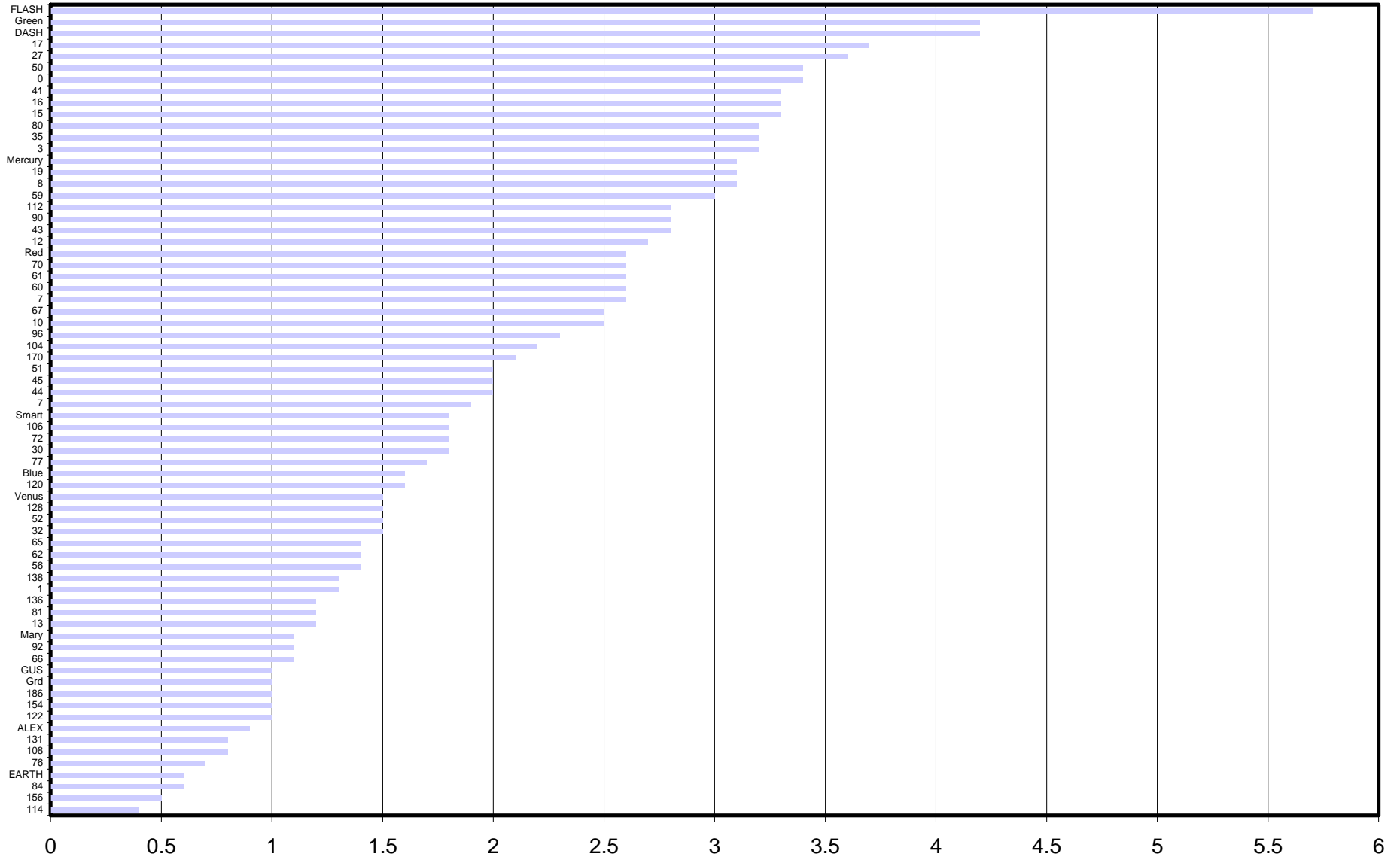
AVERAGE DAILY RIDERSHIP REPORT FOR OCTOBER 2007

| Route | City | Reg Fare | Exp Fare | Reg Ticket | Exp Ticket | Youth Fare | Senior Fare | Disabled Fare | Youth Pass | Senior Pass | Disabled Pass | Monthly Pass | Free | Transfers | Total Passgrs | Revenue Miles | Passgrs Per Mile | Bikes | W/C | 10/06 - Total Passgrs |
|---------------------------|--------------|---------------|-------------|-------------|-------------|--------------|-------------|---------------|--------------|--------------|---------------|---------------|--------------|---------------|---------------|-----------------|------------------|--------------|------------|-----------------------|
| 170 | Scottsdale | 58 | 0 | 0 | 0 | 8 | 2 | 1 | 2 | 2 | 7 | 23 | 6 | 48 | 157 | 180.3 | 0.9 | 5 | 0 | 160 |
| 170 | Glendale | 87 | 0 | 0 | 0 | 12 | 3 | 1 | 3 | 4 | 10 | 34 | 9 | 72 | 235 | 111.2 | 2.1 | 7 | 1 | 249 |
| 170 | Phoenix | 563 | 0 | 0 | 0 | 78 | 18 | 8 | 21 | 23 | 67 | 223 | 61 | 470 | 1,532 | 838.6 | 1.8 | 47 | 5 | 1,263 |
| | <i>Total</i> | <i>708</i> | <i>0</i> | <i>0</i> | <i>0</i> | <i>98</i> | <i>23</i> | <i>10</i> | <i>26</i> | <i>29</i> | <i>84</i> | <i>280</i> | <i>76</i> | <i>590</i> | <i>1,924</i> | <i>1,130.1</i> | <i>1.7</i> | <i>59</i> | <i>6</i> | <i>1,672</i> |
| 186 | Glendale | 29 | 0 | 0 | 0 | 14 | 1 | 0 | 4 | 2 | 5 | 14 | 6 | 23 | 98 | 147.9 | 0.7 | 3 | 0 | 74 |
| 186 | Phoenix | 85 | 0 | 0 | 0 | 43 | 3 | 1 | 11 | 5 | 16 | 41 | 18 | 68 | 291 | 408.0 | 0.7 | 9 | 1 | 219 |
| | <i>Total</i> | <i>114</i> | <i>0</i> | <i>0</i> | <i>0</i> | <i>57</i> | <i>4</i> | <i>1</i> | <i>15</i> | <i>7</i> | <i>21</i> | <i>55</i> | <i>24</i> | <i>91</i> | <i>389</i> | <i>555.9</i> | <i>0.7</i> | <i>12</i> | <i>1</i> | <i>293</i> |
| Blue | Phoenix | 200 | 0 | 0 | 0 | 48 | 15 | 24 | 36 | 42 | 172 | 303 | 84 | 336 | 1,260 | 1,355.4 | 0.9 | 34 | 8 | 1,340 |
| Green | Scottsdale | 62 | 0 | 0 | 0 | 18 | 2 | 5 | 10 | 5 | 24 | 49 | 24 | 83 | 282 | 224.5 | 1.3 | 5 | 1 | 243 |
| Green | Phoenix | 693 | 0 | 0 | 0 | 200 | 20 | 56 | 116 | 57 | 275 | 550 | 270 | 935 | 3,172 | 897.1 | 3.5 | 55 | 15 | 3,369 |
| | <i>Total</i> | <i>755</i> | <i>0</i> | <i>0</i> | <i>0</i> | <i>218</i> | <i>22</i> | <i>61</i> | <i>126</i> | <i>62</i> | <i>299</i> | <i>599</i> | <i>294</i> | <i>1,018</i> | <i>3,454</i> | <i>1,121.6</i> | <i>3.1</i> | <i>60</i> | <i>16</i> | <i>3,612</i> |
| Red | Tempe | 186 | 0 | 8 | 0 | 43 | 9 | 6 | 33 | 30 | 133 | 371 | 68 | 255 | 1,142 | 414.3 | 2.8 | 30 | 3 | 1,468 |
| Red | Phoenix | 243 | 0 | 10 | 0 | 57 | 12 | 8 | 44 | 39 | 175 | 487 | 90 | 334 | 1,499 | 1,170.2 | 1.3 | 39 | 4 | 1,306 |
| | <i>Total</i> | <i>429</i> | <i>0</i> | <i>18</i> | <i>0</i> | <i>100</i> | <i>21</i> | <i>14</i> | <i>77</i> | <i>69</i> | <i>308</i> | <i>858</i> | <i>158</i> | <i>589</i> | <i>2,641</i> | <i>1,584.5</i> | <i>4.1</i> | <i>69</i> | <i>7</i> | <i>2,774</i> |
| TOTAL FIXED ROUTES | | 14,510 | 0 | 63 | 0 | 3,577 | 644 | 694 | 2,206 | 1,020 | 5,454 | 12,496 | 5,083 | 16,712 | 62,790 | 43,962.0 | 1.4 | 1,656 | 332 | 55,670 |
| | | 15.9% | 0.0% | 0.0% | 0.0% | 3.8% | 1.2% | 1.9% | 2.9% | 3.3% | 13.7% | 24.0% | 6.7% | 26.7% | | | | | | |
| CIRCULATORS | | | | | | | | | | | | | | | | | | | | |
| ALEX | Phoenix | 0 | 0 | 0 | 0 | 0 | 0 | 0 | 0 | 0 | 0 | 0 | 445 | 0 | 445 | 1,088.9 | 0.4 | 4 | 0 | 358 |
| EARTH | Tempe | 0 | 0 | 0 | 0 | 0 | 0 | 0 | 0 | 0 | 0 | 0 | 582 | 0 | 582 | 1,098.3 | 0.5 | 8 | 1 | *Sep08 |
| GUS | Glendale | 0 | 0 | 0 | 0 | 0 | 0 | 0 | 0 | 0 | 0 | 0 | 0 | 0 | 208 | 129.2 | 1.6 | 1 | 2 | 170 |
| MARY | Phoenix | 0 | 0 | 0 | 0 | 0 | 0 | 0 | 0 | 0 | 0 | 0 | 659 | 0 | 659 | 1,161.1 | 0.6 | 5 | 3 | *Jul08 |
| MERCURY | Tempe | 0 | 0 | 0 | 0 | 0 | 0 | 0 | 0 | 0 | 0 | 0 | 1,327 | 0 | 1,327 | 701.2 | 1.9 | 36 | 2 | *Jul08 |
| SMART | Phoenix | 0 | 0 | 0 | 0 | 0 | 0 | 0 | 0 | 0 | 0 | 0 | 749 | 0 | 749 | 613.4 | 1.2 | 14 | 4 | *Jul08 |
| VENUS | Tempe | 0 | 0 | 0 | 0 | 0 | 0 | 0 | 0 | 0 | 0 | 0 | 659 | 0 | 659 | 729.7 | 0.9 | 13 | 1 | *Jul08 |
| TOTAL CIRCULATORS | | 0 | 0 | 0 | 0 | 0 | 0 | 0 | 0 | 0 | 0 | 0 | 4,421 | 0 | 4,629 | 5,522 | 0.8 | 81 | 13 | 528 |
| TOTAL SUNDAY | | 14,510 | 0 | 63 | 0 | 3,577 | 644 | 694 | 2,206 | 1,020 | 5,454 | 12,496 | 9,504 | 16,712 | 67,419 | 49,484.0 | 1.4 | 1,737 | 345 | 56,198 |
| | | 23.2% | 0.0% | 0.1% | 0.0% | 5.7% | 1.0% | 1.1% | 3.5% | 1.6% | 8.7% | 20.0% | 8.1% | 26.8% | | | | | | |

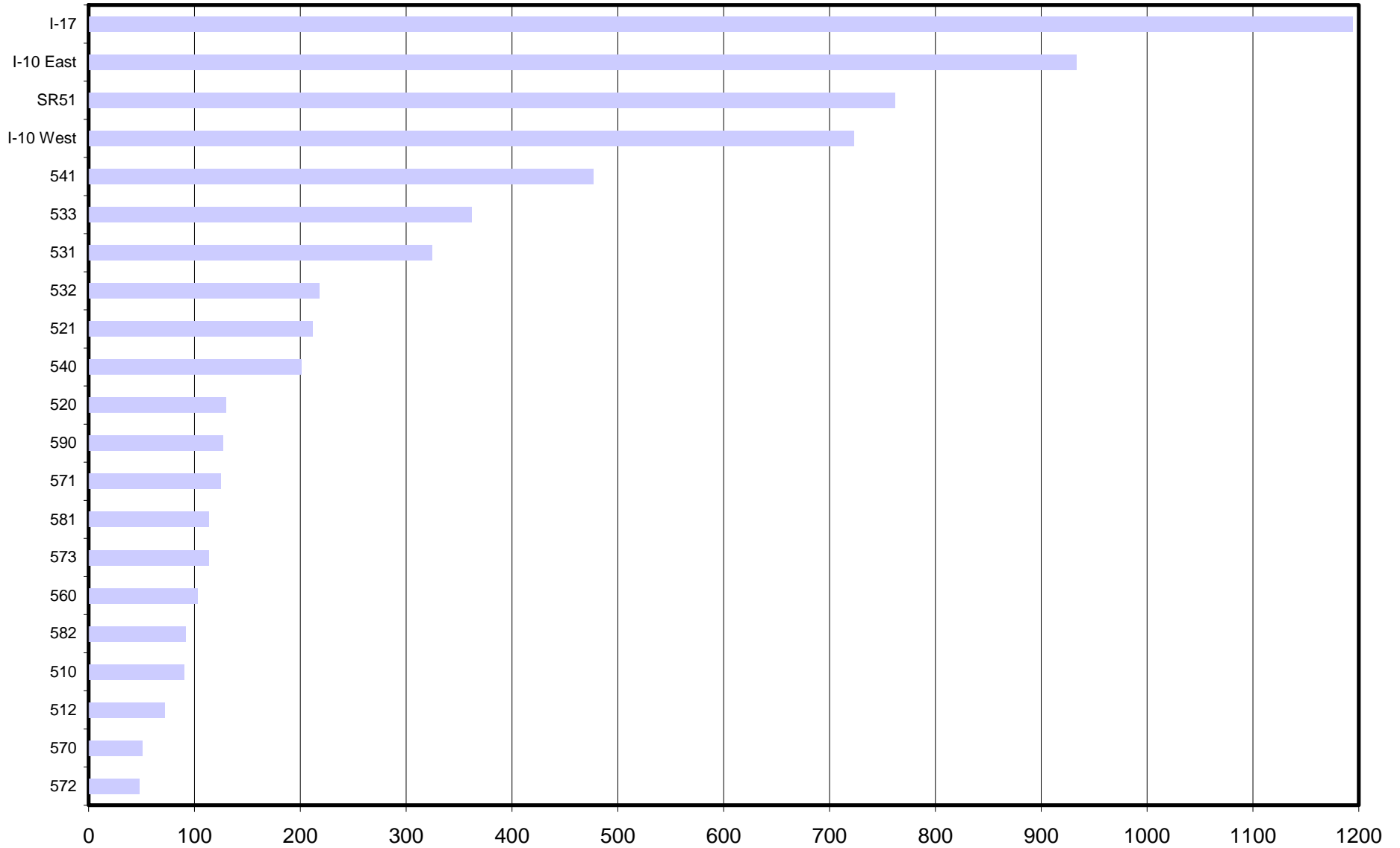
Local Boardings per Weekday



Weekday Local Boardings per Mile



Express Boardings per Weekday



Average Express Boardings per Trip

